

Advance Exterra®

Rider Sweeper



Advance Exterra® redefines power sweeping with exclusive DustClear™ Five Stage Dust Control System

Advance Exterra® Redefines Power Sweeping



3 cylinder or 4 cylinder industrial engine provides reliable cost-effective performance

Single lever activates and controls complete sweeping system from the cab

Large ergonomic operator compartment for comfort. Clear-View™ sight lines and safety

DustClear™ 5-Stage Dust Control System

Sweep system only activates when machine is in motion, for safety and longer broom life

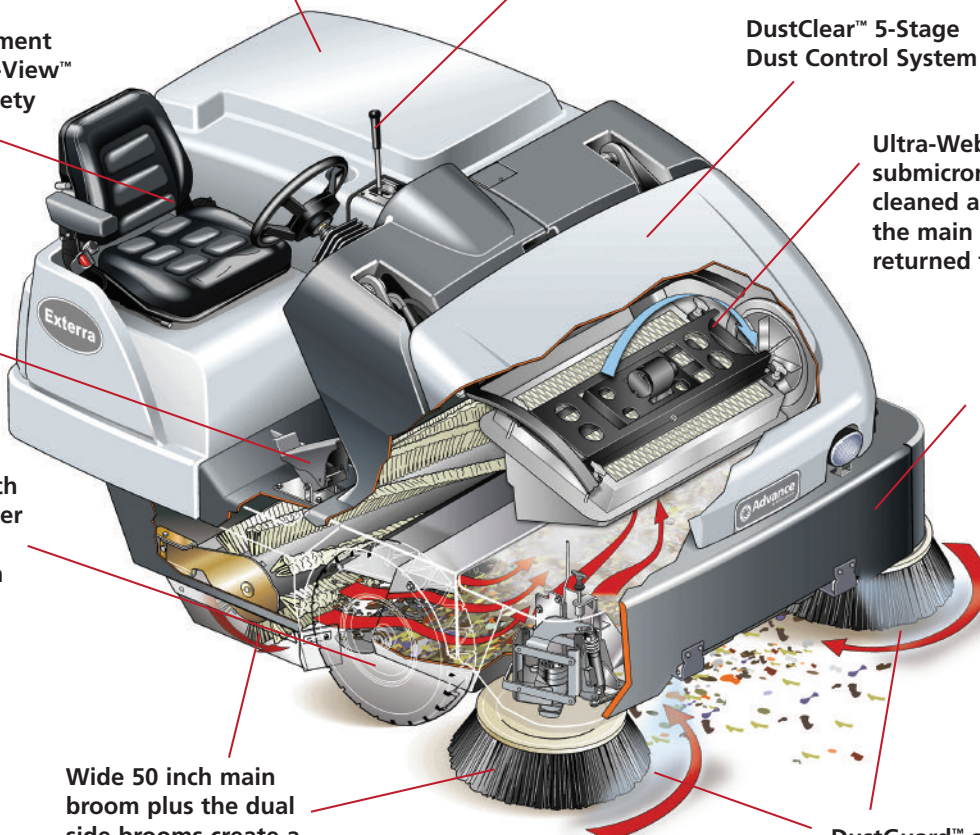
Ultra-Web® dust filter captures submicron particles and is cleaned automatically when the main broom lever is returned to the raised position

Comfort ride 21 inch pneumatic tires offer the operator a smoother ride with less jarring on rough surfaces

Non-corrosive structural roto-molded hopper with integrated 5 mph bumper extends machine life

Wide 50 inch main broom plus the dual side brooms create a superior 77 inch dust controlled sweep path

DustGuard™ attacks and controls dust at the side brooms



DustGuard™ suppresses airborne fugitive dust allowing continuous use, and increasing productivity by up to 71%.



For optimal safety, the operator controls the hopper safety arm from the seat. The sweeping systems automatically shut down when the machine stops.



Superior Dust Control and Productivity...

The Advance Exterra® is unsurpassed in indoor and outdoor power sweeping. A 50 inch main broom – the widest in this sweeper class – combined with full time dust controlled dual side brooms*, creates an incredible 77 inch sweep path.

On conventional machines, dust is controlled at the main broom and, the side brooms must be raised in open areas to prevent airborne fugitive dust. The Exterra is not a conventional machine. The innovative DustClear™ Five Stage Dust Control System allows for full time use of the dual side brooms by controlling dust along the entire sweep path – including the side brooms. Productivity is then increased by up to 71% compared with conventional sweepers that control dust only at the main broom.

With superior dust control, innovative safety features, low maintenance costs, and ease of operation, the Advance Exterra redefines power sweeping.

*Optional features

Features and Benefits

Unique, Patented DustClear™ Five Stage Dust Control System –

1.) DustGuard™ at the side brooms, 2.) Vacuumized Main Broom Chamber, 3.) Airflow Labyrinth, 4.) Nanofiber Technology Dust Filter, and 5.) Airflow Restoration System all for dust control performance unsurpassed in the industry.

MaxAccess – Minimizes downtime and maximizes efficiency, reliability and longevity through quick and easy access to all engine and hydraulic components.

Easy To Operate – One-Touch™ controls and a single foot pedal controls direction plus activates the main and side brooms and offers the operator the easiest machine to use in the industry.

Clear-View™ – Offset hopper allows the operator to view the side broom and the area in front of the sweeper without having to lean outside the frame of the machine making it safer to use.


Operator Safety – Hopper safety arm is controlled from the operator's compartment. Operator is safe from moving parts through the interlocking engine cover. Impact-adsorbing body structure and 5 mph bumper provides the ultimate in operator safety.



The optional all weather cab keeps the operator comfortable and productive. Clear-View™ window in the cab provides a safe view of the right side broom.



MaxAccess allows faster repairs and less downtime so the sweeper spends less time in the shop and more time sweeping.



Ultra-Web® dust filter is >98% efficient on 0.3 - 1 micron dust. This meets MERV 13 on the ASHRAE 20 point scale.

Air Quality Features:

- DustGuard™ "fog" suppresses airborne fugitive dust for a cleaner environment*
- Ultra-Web® filters submicron particles for a cleaner sweep

Safety Features:

- Independent testing lab, ETL certified for safety
- Low 83 dBA sound level

Sustainability Features:

- Constructed of materials that can be recycled
- Automatic return-to-idle engine feature conserves fuel and lowers total emissions
- Sweep system off in neutral feature can extend broom life by 30%

* Must order DustGuard™





The Advance Exterra® Rider Sweeper

- Redefines power sweeping with exclusive DustClear™ Five Stage Dust Control System
- Up to 71% higher productivity than conventional sweepers
- Lowers the cost to clean
- DustGuard™ uses “fog” to suppress dust from side brooms
- Ultra-Web® filter captures submicron dust

Industrial Strength Solutions...

- Our products are built tough and feature innovative technology that increases productivity and drives down the cost to clean.
- Expert service and maintenance for your products is available by factory-trained personnel around the world, as well as fast parts delivery.
- Maintain peak performance with Nilfisk Genuine OEM Parts.

Nilfisk Genuine OEM Parts

Optional Accessories

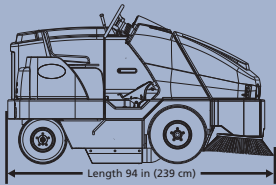
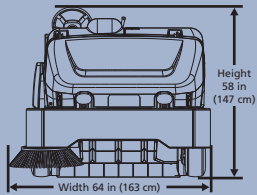
- Left Side Broom
- DustGuard™ Side Broom “Fog” System
- Litter Vac
- Fire Extinguisher
- Hopper High Temp Sensor
- Raised Air Intake
- Foam Filled Tires
- Backup Alarm
- Brake / Turn Signals
- Work Lights
- Amber Strobe
- Overhead Guard
- Fully Enclosed Cab with Optional Pressurizer, Heater, and A/C
- Suspension Seat with Arm Rest
- Floor Mat
- Metal Hopper Liner
- Seat Belt
- Tilt Steering Wheel
- Clogged Filter Indicator



Litter Vac option allows the flexibility to clean around obstructed areas.

Technical Specifications

Models	Exterra® 3 cyl	Exterra® 4 cyl
Sweeping System		
Cleaning Path - Single Side Broom	65 in (165 cm)	65 in (165 cm)
Cleaning Path - Dual Side Brooms	77 in (196 cm)	77 in (196 cm)
Main Broom Length	50 in (127 cm)	50 in (127 cm)
Side Broom Diameter	24 in (61 cm) or 26 in (66 cm)	24 in (61 cm) or 26 in (66 cm)
Debris Hopper		
Volume	14 ft ³ (396 L)	14 ft ³ (396 L)
Dump Height	60 in (152 cm)	60 in (152 cm)
DustClear™ Five Stage Dust Control System		
Stage 1 DustGuard™	Side broom “fog” system 14 gal (53 L)	Side broom “fog” system 14 gal (53 L)
Stage 2 Vacuumized Main Broom Chamber	Captures all dust kicked up from the main broom	Captures all dust kicked up from the main broom
Stage 3 Airflow Labyrinth	Removes 90% of dust from the air stream	Removes 90% of dust from the air stream
Stage 4 Ultra-Web® Nanofiber Filter	>98% efficient on 0.3 - 1.0 micron particles	>98% efficient on 0.3 - 1.0 micron particles
Stage 5 Airflow Restoration System	Aggressive, full filter shake vibration	Aggressive, full filter shake vibration
Power System		
Engine		
Gasoline/LP	Kubota, 0.96 L, 31 hp	GM, 1.6 L, 56 hp
Diesel		Kubota, 1.5 L, 35.5 hp
Ramp Climbing		
Transport	20% 11°	25% 14°
Sweeping	15% 8°	25% 14°
Dimensions		
Tires		
Front (2)	21 in (53 cm) pneumatic	21 in (53 cm) pneumatic
Rear	18 in (46 cm) pneumatic	18 in (46 cm) pneumatic
Aisle U-turn (left)	109 in (277 cm)	109 in (277 cm)
Length	94 in (239 cm)	94 in (239 cm)
Width	64 in (163 cm)	64 in (163 cm)
Height without OHG	58 in (147 cm)	58 in (147 cm)
Height with OHG	82 in (208 cm)	82 in (208 cm)
Height with Cab	79 in (201 cm)	79 in (201 cm)
Net Weight		
	2,700 lb (1,225 kg)	2,700 lb (1,225 kg)
Sound Level		
	81 dB A at operator's position	83 dB A at operator's position
Safety Test Lab Label		
	ETL	ETL



Specifications are subject to change without notice.



14600 21st Avenue North
Plymouth, MN 55447-3408
www.advance-us.com
Phone: 800-214-7700
Fax: 800-989-6566

240 Superior Boulevard
Mississauga, Ontario, Canada L5T 2L2
www.nilfisk-advance.com
Phone: 905-564-1149 or 800-668-8400
Fax: 905-564-1030 or 800-263-5111

©2008, Nilfisk-Advance, Inc., Printed in U.S.A., Form L1970A, 8/08



recyclable