



215E

Operator and Parts Manual

Parts Manual



MM158



This manual is furnished with each new TENNANT Model 215E

This manual consists of Specifications; Operation; Maintenance; Appendix; the How To Use This Manual; Low Dump Model Parts; Multi-Level Dump Model Parts; Options; Hydraulic Components; and Cross Reference sections.

MACHINE DATA

Please fill out at time of installation for future reference.

Machine Model Number – 215E

Machine Serial Number – _____

Machine Options – _____

TENNANT Representative/phone no. – _____

Customer ID Number – _____

Date of Installation – _____

Manual Number – MM158

Revision: 11

Published: 2-98

HOW TO USE THIS MANUAL

This section on *HOW TO USE THIS MANUAL* will tell you how to:

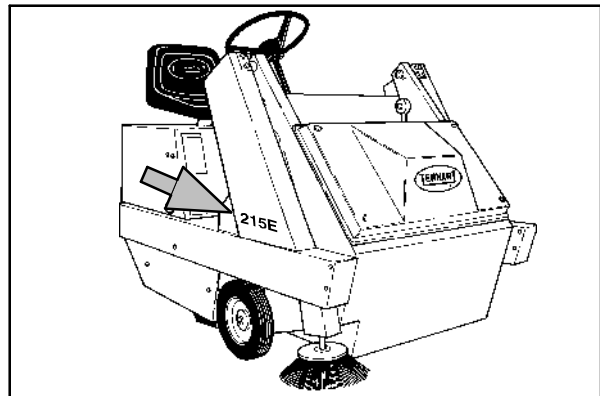
- Find important machine information for ordering correct repair parts.
- Find TENNANT part numbers.
- Order TENNANT parts and supplies.

IMPORTANT INFORMATION

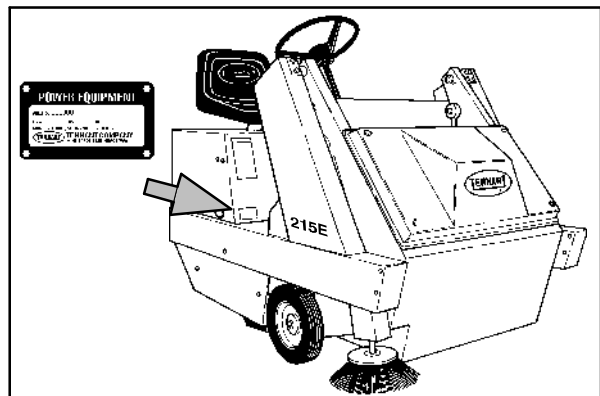
When placing an order for parts, the machine model and machine serial number are important. Refer to the *MACHINE DATA* box which is filled out during the installation of your machine. The *MACHINE DATA* box is located on the inside of the front cover of this manual.

MACHINE DATA	
Machine Model Number:	215E
Machine Serial Number:	_____
Machine Color:	_____
TENNANT Equipment Code:	_____
Customer Name:	_____
Location:	_____
Model No.:	MM158
Issue:	15
Printed:	2-86

The model number of your machine is on the side of the machine.



The serial number of your machine is printed on the machine data plate located as shown.



HOW TO USE THIS MANUAL

FINDING A TENNANT PART NUMBER

This manual contains the following sections:

- HOW TO USE THIS MANUAL
- LOW DUMP MODEL PARTS
- MULTI-LEVEL DUMP MODEL PARTS
- OPTIONS
- HYDRAULIC COMPONENTS
- CROSS REFERENCE

The LOW DUMP PARTS and MULTI-LEVEL DUMP PARTS section lists repair parts for standard machines. They are grouped in this general order:

- General wear parts.
- Machine frame and related parts.
- Machine propelling system.
- Sweeping components.
- Electrical parts.

The OPTION section lists repair parts of options.

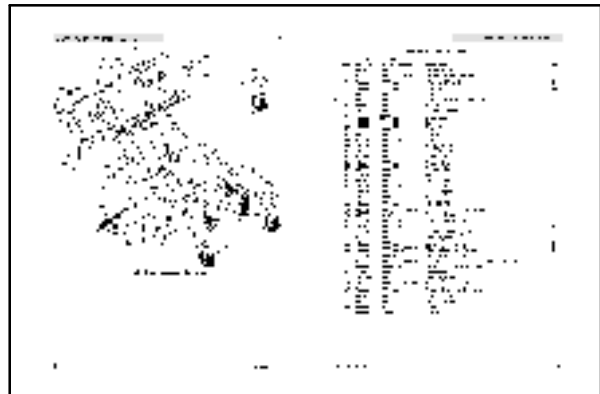
The HYDRAULIC COMPONENTS section lists available repair parts of the hydraulic breakdowns.

All sections in this manual consist of parts illustrations and corresponding parts lists.

The parts illustrations are numbered with **Ref** numbers which refer to corresponding parts lists.

The parts lists include a number of columns of information:


- **Ref** - column refers to the reference number on the parts illustration.
- ∇ - indicates the part is an assembly.
- ▲ - indicates the part is included in the assembly listed just before it.
- **TENNANT Part No.** - column lists the TENNANT part number for the part.
- **Serial Number** - column indicates the set of machines the part number is applicable to. Serial numbers change when the machine design has been modified. The most current design of the machine is shown in the main illustration, older designs are boxed in a corner of the illustration.
- **Description** - column is a brief description of the part.
- **Qty.** - column lists the quantity of that part used in that area of the machine.



Ref	Quantity	Serial Number	Description	TENNANT Part No.
1	1	200 Y	Hydraulic Pump	100-1000
2	1	200 Y	Hydraulic Valve	100-1001
3	1	200 Y	Hydraulic Cylinder	100-1002
4	1	200 Y	Hydraulic Hose	100-1003
5	1	200 Y	Hydraulic Filter	100-1004
6	1	200 Y	Hydraulic Seal	100-1005
7	1	200 Y	Hydraulic Connector	100-1006
8	1	200 Y	Hydraulic Line	100-1007
9	1	200 Y	Hydraulic Bracket	100-1008
10	1	200 Y	Hydraulic Nut	100-1009
11	1	200 Y	Hydraulic Washer	100-1010

NOTE: If a service kit is installed on your machine, be sure to keep the INSTRUCTION BULLETIN which came with the kit. It contains repair parts numbers needed for ordering future parts.

NOTE: Fasteners used in this machine may be metric or non-metric. Take care when replacing hardware to replace with same thread size.



PLACING AN ORDER

Orders may be placed by phone, fax, or by mail. Phone orders may need written confirmation. Follow the steps below to insure prompt delivery:

1. Identify the model number of your machine.
2. Identify the serial number of your machine.
3. Find the part number of the part you need. Do not order by page number or reference number. If you are not able to find the part number, call your TENNANT representative for help or send the old part as a sample.
4. Determine the quantity of the part you need.
5. Provide the following company information:
 - Company name
 - Customer ID Number
 - Shipping address
 - Billing address
 - First and last name of person ordering parts
 - Telephone number
 - Purchase order number
6. Provide definitive shipping instructions.

HOW TO USE THIS MANUAL

Any claim for loss or damage to a shipment in transit should be filed promptly with the transportation company making the delivery. Shipments will be complete unless the packing list or order acknowledgement indicates items back ordered.

If parts received are suspected to be incorrect or defective, please contact the TENNANT representative from whom you ordered the part. They will give authorization for return and/or handle replacement shipments when required.

SECTION 6

CONTENTS	PAGE
Fig. 1 - Recommended General Maintenance Items	6-2
Fig. 2 - Replacement Brushes	6-3
Fig. 3 - Main Frame Group	6-4
Fig. 4 - Filter Shaker Group	6-6
Fig. 5 - Hopper Group, Low Dump	6-8
Fig. 6 - Vacuum Fan Group	6-9
Fig. 7 - Vacuum Fan Shutoff Group	6-10
Fig. 8 - Actuator Group	6-11
Fig. 9 - Instrument Panel Group	6-12
Fig. 10 - Electrical Panel Group	6-14
Fig. 11 - Seat Support Group	6-15
Fig. 12 - Brake Group	6-16
Fig. 13 - Front Wheel Group	6-18
Fig. 14 - Differential Group	6-19
Fig. 15 - Transmission and Linkage Group	6-20
Fig. 16 - Motor and Jackshaft Group	6-22
Fig. 17 - Side Brush Drive Group	6-24
Fig. 18 - Main Brush Drive Group	6-26
Fig. 19 - Brush Lift Group	6-28
Fig. 20 - Steering Wheel Group	6-29
Fig. 21 - Rear Caster Group	6-30
Fig. 22 - Battery Group	6-31
Fig. 23 - Wire Harnesses Group	6-32
Fig. 24 - Wire Harnesses Group	6-34
Fig. 25 - Battery Charger Group	6-36
Fig. 26 - Labels Group	6-37

NOTE: SECTION 6, LOW DUMP MODEL PARTS, lists repair parts for a Low Dump model machine. This section also contains parts common to all models of the machine.

Fig. 1 - Recommended General Maintenance Items

Ref.	Tennant Part No.	Machine Serial Number	Description	Qty.
▽	01777	(000000-) Maintenance Kit, Belts	1
▲	52250	(000000-) V-Belt	1
▲	36543	(000000-) V-Belt	1
▲	23445	(000000-) V-Belt	1
▲	02385	(000000-) V-Belt	1
▲	04022	(000000-) V-Belt	1
▲	35790	(000000-) V-Belt	1
▽	01770	(000000-) Maintenance Kit, Skirts and Seals	1
▲	02088	(000000-) Skirt, Brush, R.H.	1
▲	02350	(000000-) Retainer, Skirt ,R.H.	1
▲	02275	(000000-) Seal, Brush, R.H.	1
▲	35721	(000000-) Strip	1
▲	36004	(000000-) Seal, Hopper Side	2
▲	36022	(000000-) Strip, Retainer	2
▲	36228	(000000-) Skirt, L.H.	1
▲	36227	(000000-) Retainer, L.H.	1
▲	35717	(000000-) Skirt	1
▲	35723	(000000-) Strip, Retainer	1
▲	36003	(000000-) Skirt, Back Brush	1
▲	35722	(000000-) Strip, Retainer	1
▲	09342	(000000-) Chain, Link	1
▲	06340	(000000-) Skirt,	1
▲	06341	(000000-) Retainer, Skirt, L.H.	1
▲	35903	(000000-) Seal, Rubber	1
▲	47037	(000000-) Adhesive, 5 oz.Tube (150 ml)	1
▲	36001	(000000-) Seal, Hopper Top	1
▲	36000	(000000-) Strip	1
▲	02274	(000000-) Seal, Brush, L.H.	1
▲	02381	(000000-) Sleeve	2
▲	67040	(000000-) Seal, Foam Rubber	1
▲	02117	(000000-) Seal, Hopper Lip	1
▲	36171	(000000-) Seal, Foam Rubber	1
▲	02169	(000000-) Seal, Foam Rubber	2
▲	35783	(000000-) Bracket, L	1

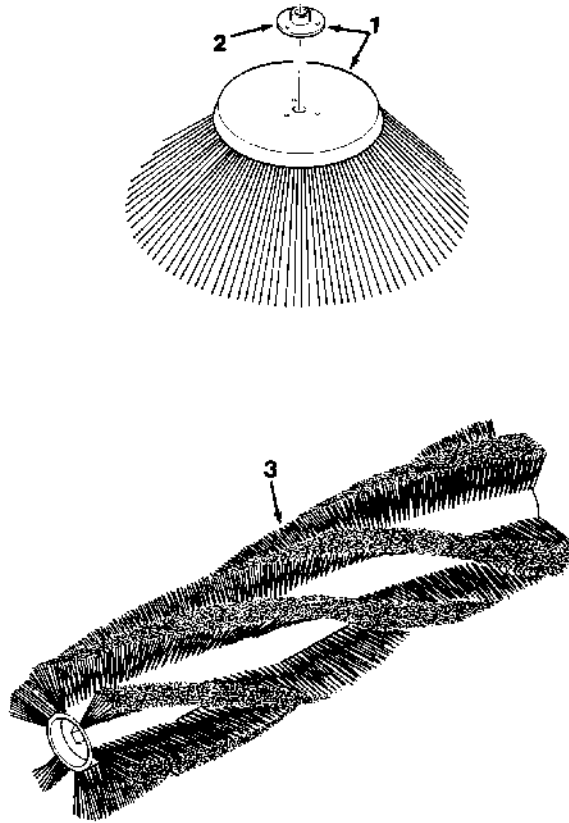


Fig. 2 - Replacement Brushes

03121

Ref.	Tennant Part No.	Machine Serial Number	Description	Qty.
▽ 1	28096P	(000000-) Brush and Hub Assembly, Polypropylene	1
▲ 2	45154	(000000-) Hub, Side Brush	1
▽	28096N	(000000-) Brush and Hub Assembly, Perlon	1
▲	45154	(000000-) Hub, Side Brush	1
3	35735	(000000-) Main Brush, Polypropylene	1
3	36699	(000000-) Main Brush, Proex and Wire	1

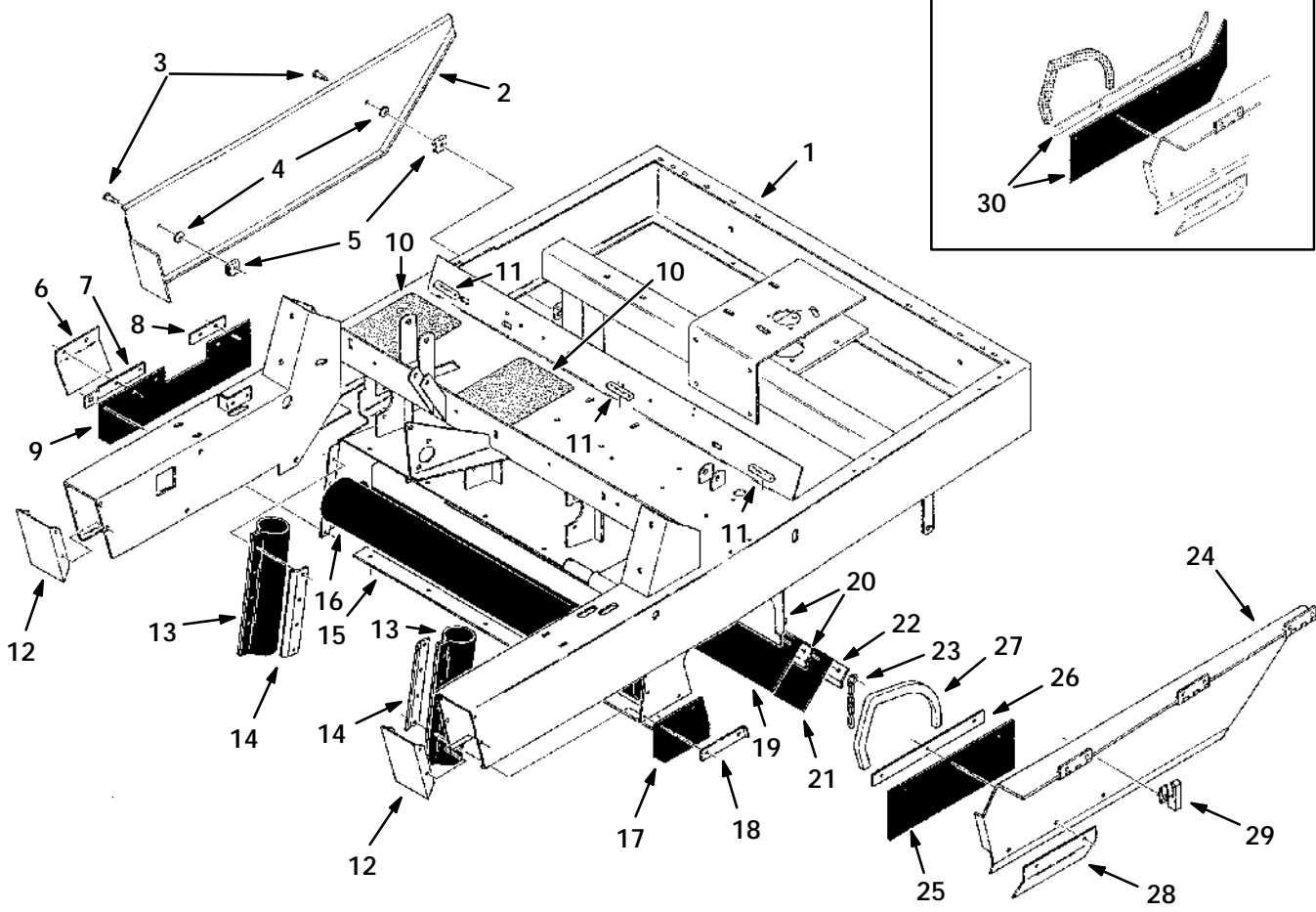


Fig. 3 - Main Frame Group

Fig. 3 - Main Frame Group

Ref.	Tennant Part No.	Machine Serial Number	Description	Qty.	
1	02340	(000000-) Frame, Main	1	
2	35957	(000000-) Panel, Lower, R.H.	1	
3	56366	(000000-) Fastener, Slot Head	2	
4	26015	(000000-) Fastener	2	
5	28165	(000000-) Fastener	2	
6	02275	(000000-) Seal, Brush, R.H.	1	
7	02350	(000000-) Retainer, Skirt, R.H.	1	
8	35721	(000000-) Strip	1	
9	02088	(000000-) Skirt, Brush, R.H.	1	
10	32646	(000000-) Tread, Floor	2	
11	19811	(000000-) Bumper, Rubber	3	
12	35878-1	(000000-) Cap, Frame	2	
13	36004	(000000-) Seal, Hopper Side	2	
14	36022	(000000-) Strip, Retainer	2	
15	36000	(000000-) Strip	1	
16	36001	(000000-) Seal, Hopper Top	1	
17	36228	(000000-) Skirt, L.H.	1	
18	36227	(000000-) Retainer, L.H.	1	
19	35717	(000000-) Skirt	1	
20	35723	(000000-) Strip, Retainer	1	
21	36003	(000000-) Skirt, Brush Wrap	1	
22	35722	(000000-) Strip, Retainer	1	
23	09342	(000000-) Chain, Link	1	
24	02287	(000000-) Panel Assembly, Lower, L.H.	1	
▽	25	06340	(001861-) Skirt	1
▲	26	06341	(001861-) Retainer, Skirt	1
▲	27	35903	(000000-) Seal, Foam Rubber	1
▲	28	02274	(000000-) Seal, Brush	1
▲	29	51375	(000000-) Fastener	1
▲	30	06344	(000000-001860)	Replacement Kit, Skirts	1

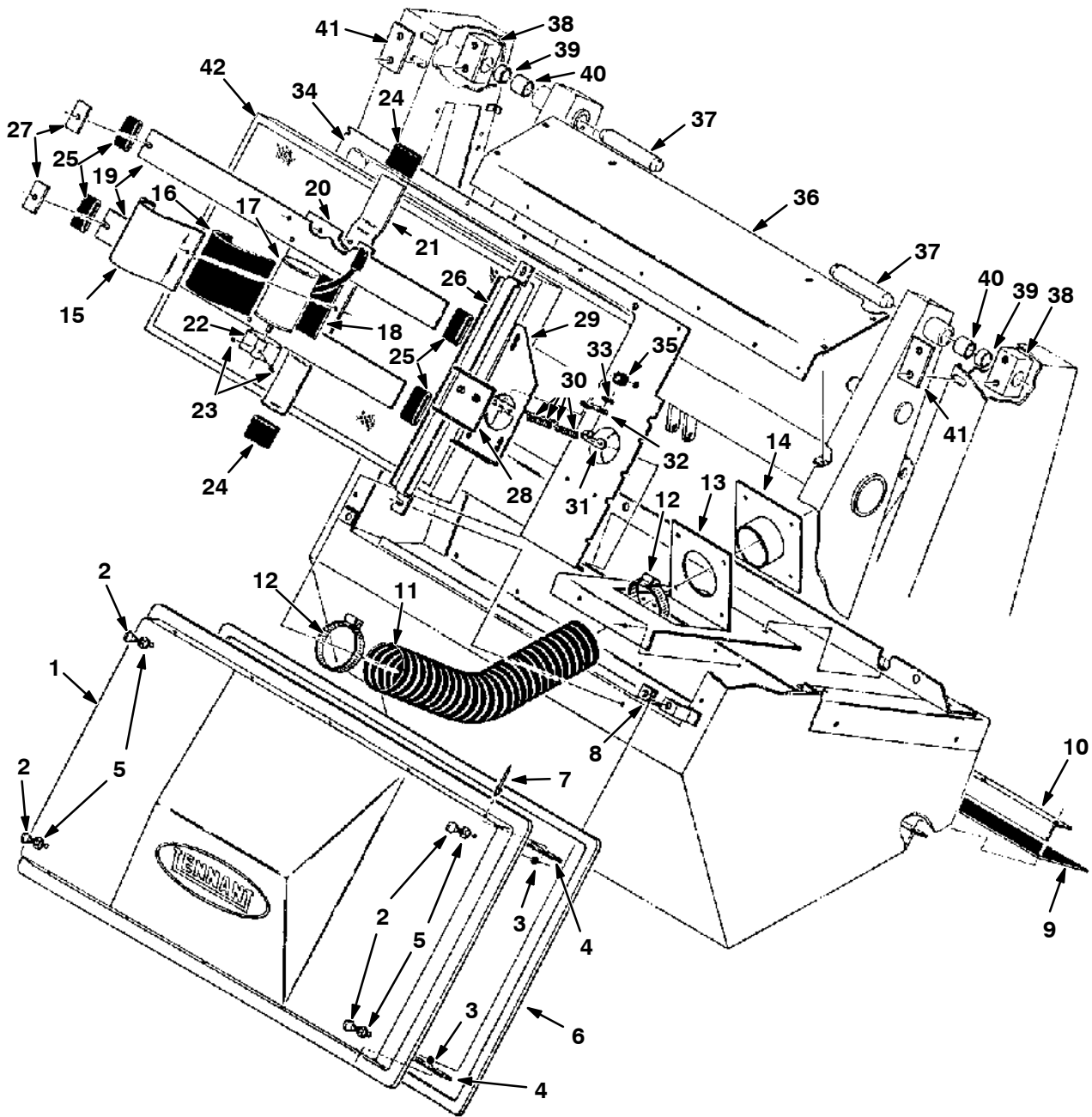
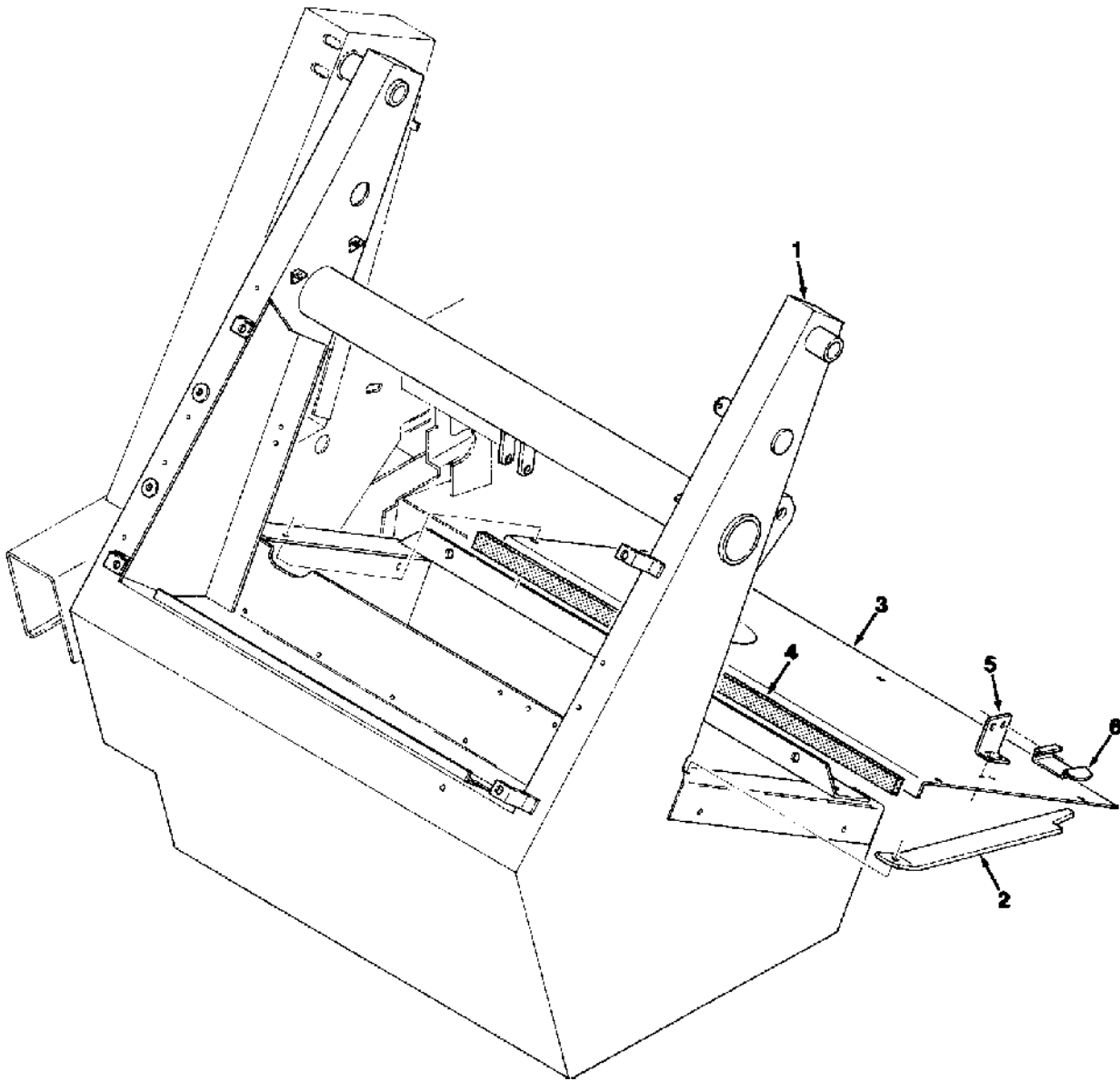


Fig. 4 - Filter Shaker Group

Fig. 4 - Filter Shaker Group

Ref.	Tennant Part No.	Machine Serial Number	Description	Qty.
▽ 1	02167	(000000-) Cover Assembly, Filter	1
▲ 2	25665	(000000-003193) Replacement Kit, Thumb Screw F/12947	4
▲ 2	25656	(003194-) Thumb Screw	4
▲ 3	26015	(000000-003193) Fastener	4
▲ 3	25663	(003194-) Nut, Speed	4
▲ 4	36675	(000000-) Bar, Stiffener	2
▽ 5	08156	(000000-) Retainer, Screw	4
▲ 6	02169	(000000-) Seal, Foam Rubber	1
▲ 7	56799	(000000-) Rivet, Pop	10
8	28165	(000000-) Fastener	4
9	02117	(000000-) Seal, Hopper Lip	1
10	35783	(000000-) Bracket, L	1
11	43490	(000000-) Hose	1
12	43555	(000000-) Clamp, Worm Drive	2
13	02164	(000000-) Bracket, Hose	1
14	47476	(000000-) Collar, Float	1
15	36666	(000000-) Strap, Shaker Motor	1
16	36658	(000000-) Pad, Rubber	1
17	44939	(000000-) Motor, Shaker	1
18	02165	(000000-) Pad, Rubber	1
19	02305	(000000-) Bar, Beater	2
20	02282	(000000-) Base, Motor	1
21	36672	(000000-) Mount, Motor	1
22	55130	(000000-) Weight, Eccentric	1
23	57496	(000000-) Screw, Nylon Set	2
24	36665	(000000-) Sleeve, Rubber	2
25	36663	(000000-) Sleeve, Rubber	4
26	02280	(000000-) Clamp, Spring	1
27	02394	(000000-) Plate, Beater Bar	2
28	02306	(000000-) Plate, Fire Door	1
29	02348	(000000-) Base, Fire Door	1
30	54743	(000000-) Spring, Compression	4
31	02341	(000000-) Bracket, Link	1
32	46167A	(000000-) Link, Fusible	1
33	58075	(000000-) Clip, Push-On	1
34	02137	(000000-) Housing, Filter	1
35	10632-11	(000000-) Grommet	1
36	02163	(000000-) Panel, Top Filter	1
37	58676	(000000-) Pin, C	2
▽ 38	02173	(000000-) Pivot Assembly, Hopper	2
▲ 39	35688	(000000-) Bearing, Journal	1
▲ 40	35529	(000000-) Bearing, Journal	1
41	02174	(000000-) Bar, Mounting	2
▽ 42	87550	(000000-) Filter Assembly	1
▲	65375	(000000-) Gasket	1



03004

Fig. 5 - Hopper Group, Low Dump

Ref.	Tennant Part No.	Machine Serial Number	Description	Qty.
1	03946	(000000-)	Hopper	1
2	02369	(000000-)	Arm, Safety	1
3	02299	(000000-)	Door, Dump	1
4	67040	(000000-)	Seal, Foam Rubber	1
5	06859	(000000-)	Bracket, Safety Arm	1
6	87244	(000000-)	Clip, Spring	1

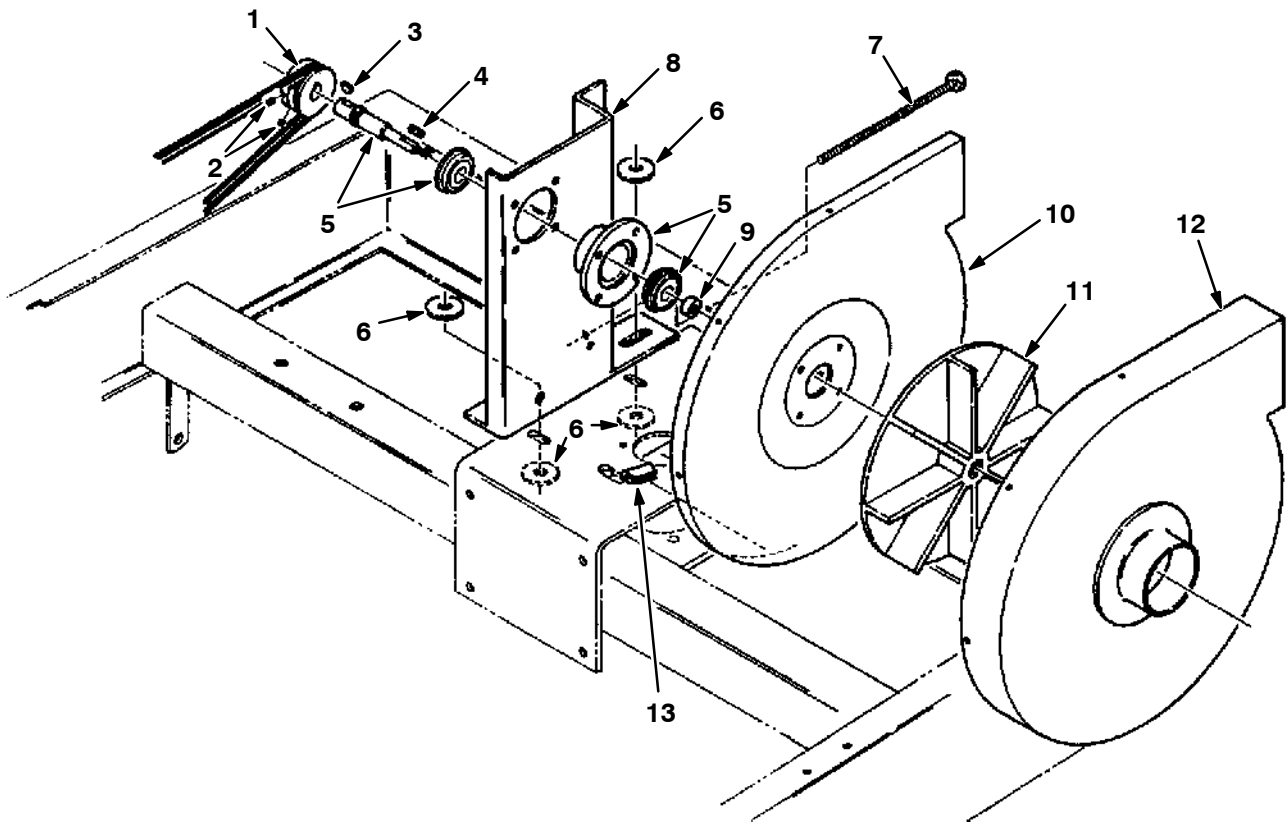
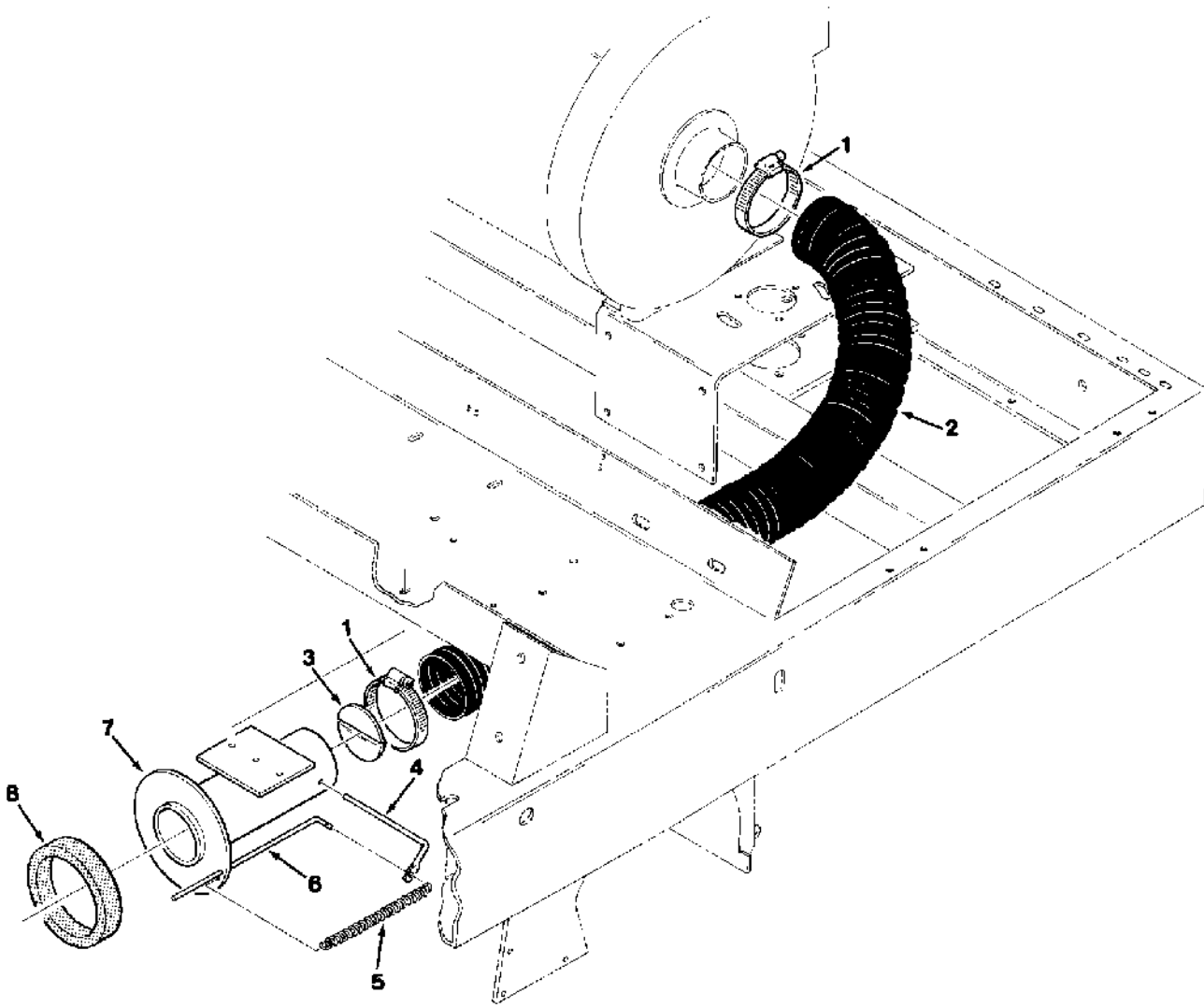


Fig. 6 - Vacuum Fan Group

02990

Ref.	Tennant Part No.	Machine Serial Number	Description	Qty.
1	87630	(000000-) Sheave, Fan	1
2	39327	(000000-) Screw, Set	2
3	00500-4	(000000-) Key, Woodruff	1
4	00960	(000000-) Key, Square	1
5	16934	(000000-) Shaft, Bearing and Flange Assembly	1
6	46983	(000000-) Sleeve	4
7	02198	(000000-) Screw, Full Thread	1
8	02049	(000000-) Bracket, Fan Mount	1
9	10362	(000000-) Sleeve	1
10	02221	(000000-) Plate, Housing Backing	1
11	54235	(000000-002071) Impeller	1
11	08143	(002072-) Impeller	1
12	02220	(000000-) Housing, Fan	1
13	03433	(000000-) Molding, Rigid	2



02996

Fig. 7 - Vacuum Fan Shutoff Group

Ref.	Tennant Part No.	Machine Serial Number	Description	Qty.
1	43555	(000000-)	Clamp, Worm Drive	2
2	02194	(000000-)	Hose	1
3	02192	(000000-)	Plate, Damper	1
4	02191	(000000-)	Lever, Damper	1
5	29260	(000000-)	Spring, Tension	1
6	02193	(000000-)	Rod, Vacuum Control	1
7	02187	(000000-)	Connection, Vacuum	1
8	02381	(000000-)	Sleeve	1

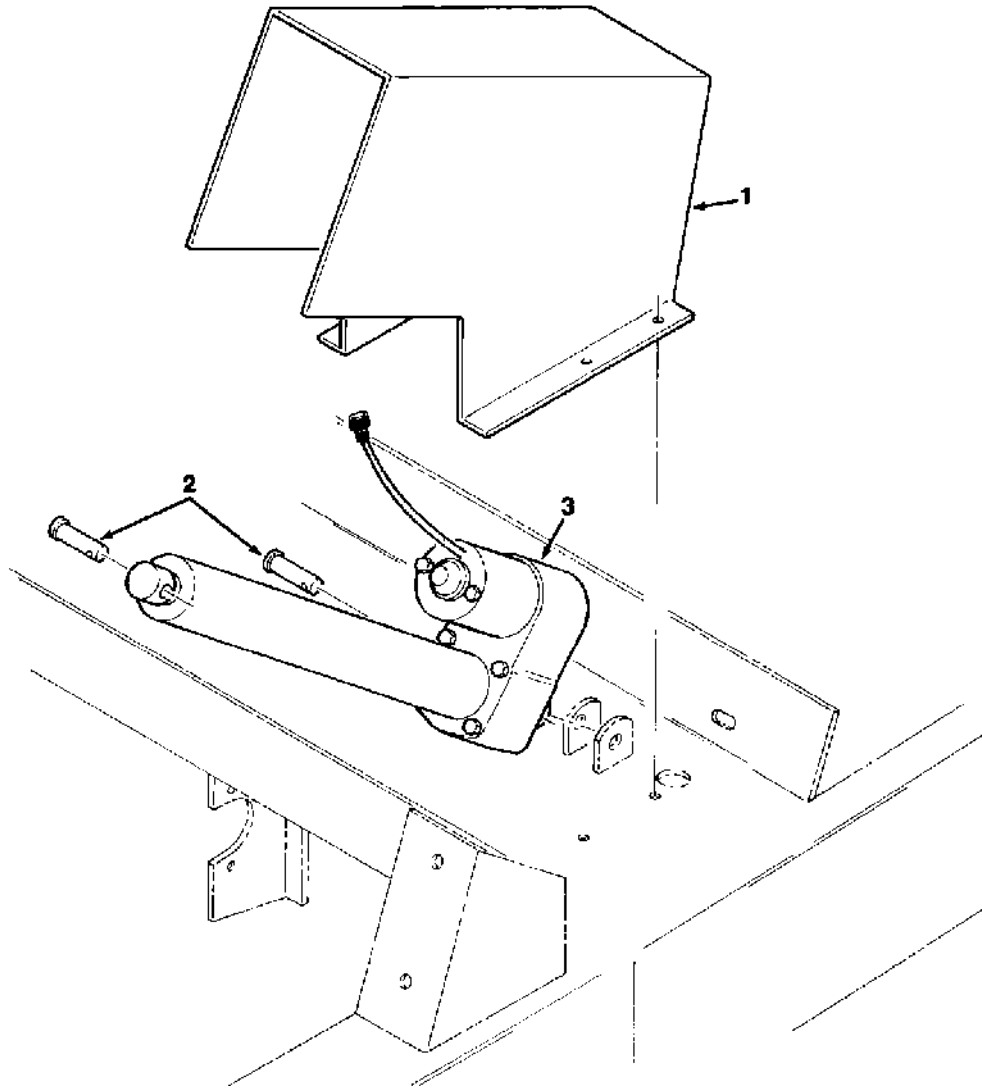


Fig. 8 - Actuator Group

03012

Ref.	Tennant Part No.	Machine Serial Number	Description	Qty.
1	02364	(000000-)	Cover, Actuator	1
2	51534	(000000-)	Pin, Clevis	2
3	02298	(000000-)	Actuator	1

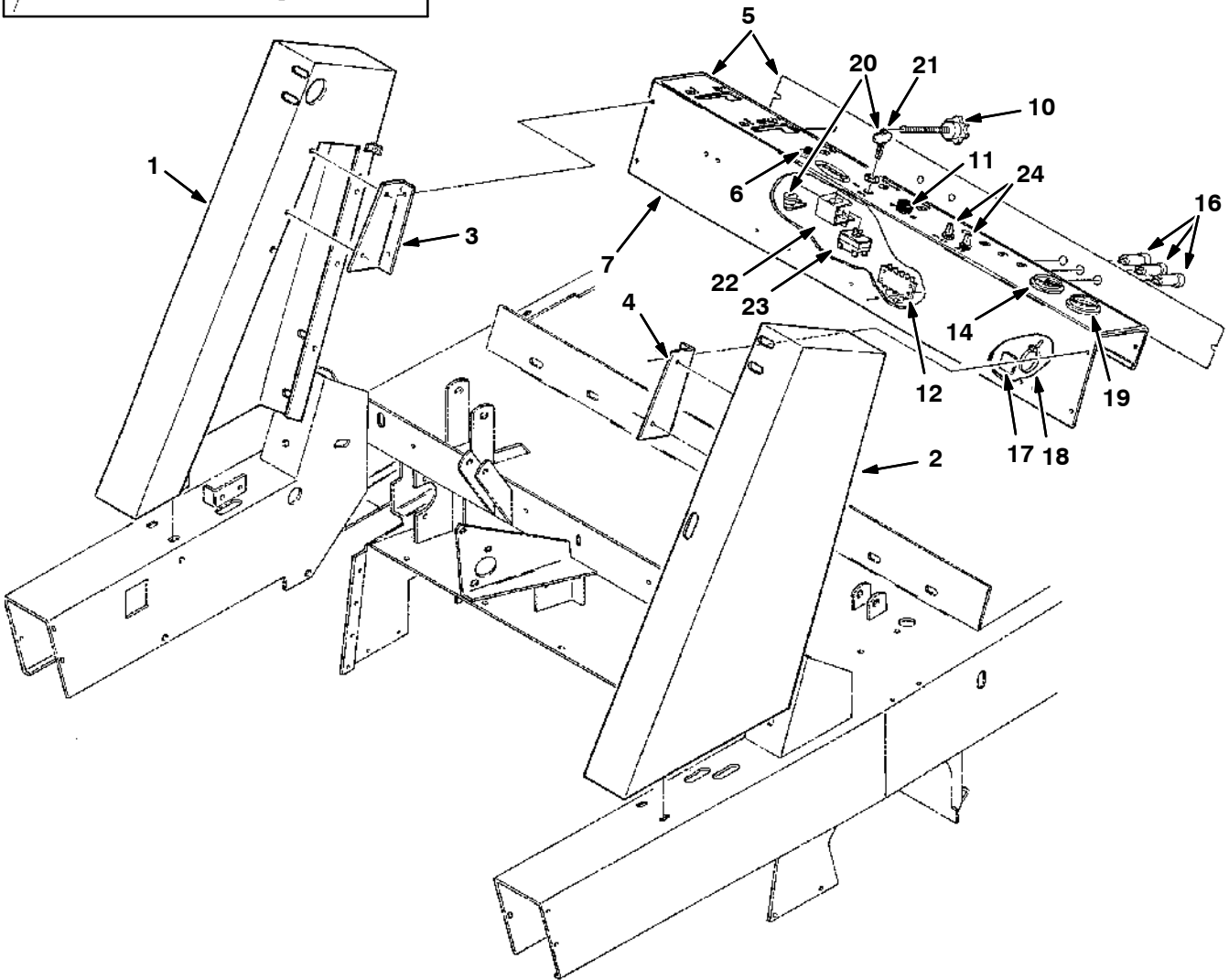
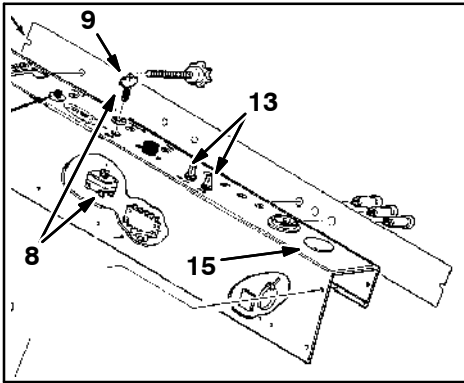
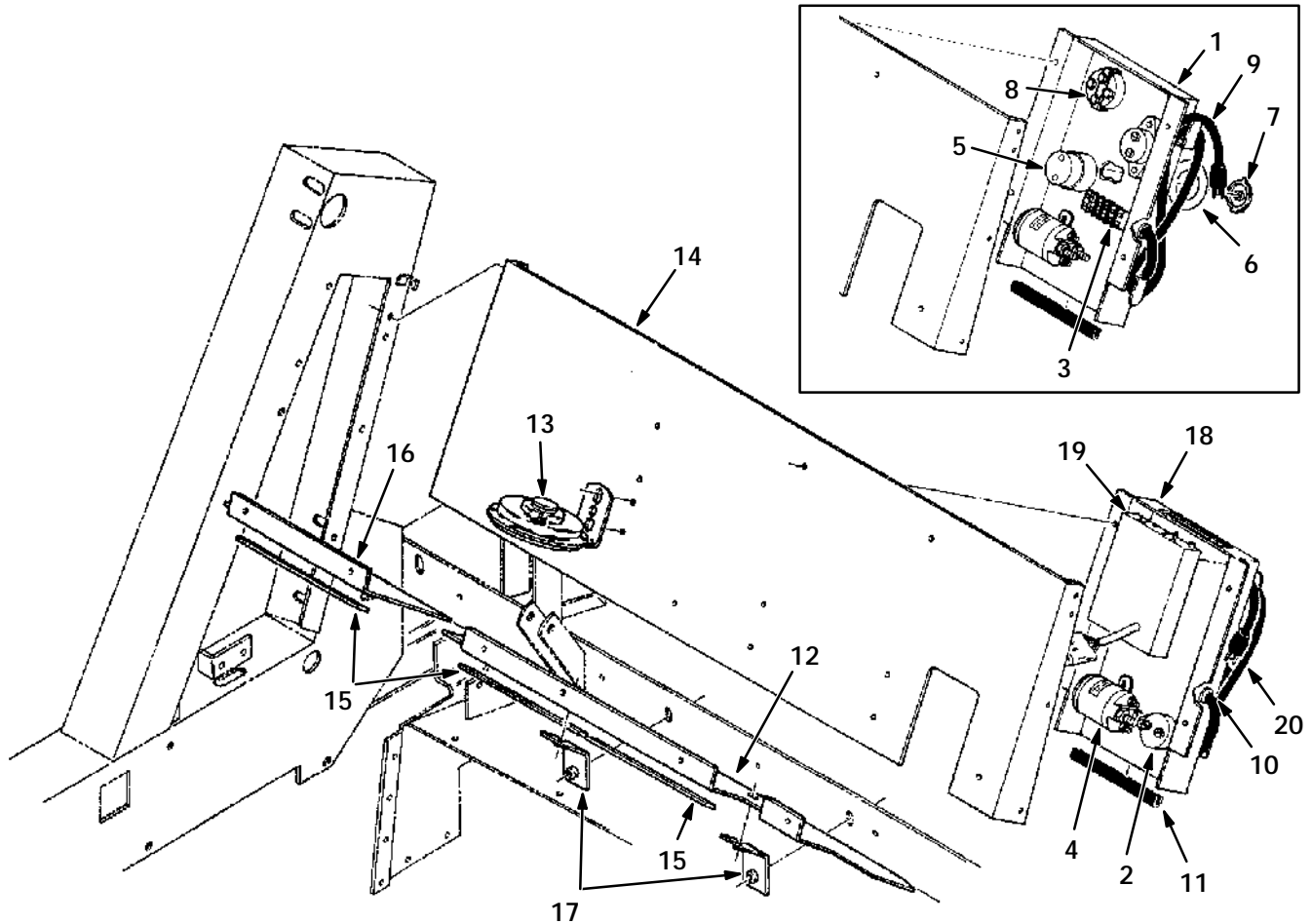


Fig. 9 - Instrument Panel Group

Fig. 9 - Instrument Panel Group

Ref.	Tennant Part No.	Machine Serial Number	Description	Qty.	
1	02180	(000000-) Support, Lintel, R.H.	1	
2	02181	(000000-) Support, Lintel, L.H.	1	
3	02157	(000000-) Bracket, Support, R.H.	1	
4	02158	(000000-) Bracket, Support, L.H.	1	
5	25891	(000000-) Label, Instrument Panel	1	
6	44828	(000000-) Switch, Push	1	
7	02155	(000000-004855) Panel, Instrument	1	
7	70329	(004856-) Panel, Instrument	1	
▽	8	33285	(000000-004855) Switch Assembly, Key	1	
▲	9	31204	(000000-004855) Key, Switch	1	
10	06505	(000000-) Knob	1	
11	44078	(000000-) Switch, Push	1	
12	02327	(000000-) Diode and Terminal Strip Assembly	1	
13	63222	(000000-004855)	Switch, Toggle	2	
14	12087	(000000-) Gauge, Hour Meter	1	
15	82747	(000000-003859)	Plugbutton	1	
16	57164	(000000-) Breaker, Circuit	3	
17	55248	(000000-) Mount, Cable Tie	3	
18	49266	(000000-) Tie, Cable	7	
19	60588	(003860-) Meter, Volt 36V	1	
▽	20	70323	(004856-) Switch Assembly, Key	1
▲	21	21570	(004856-) Key, Switch	1
22	70318	(004856-) Bracket, Lock	1	
23	70321	(004856-) Switch, Seal	1	
24	70322	(004856-) Switch, Seal	2	

LOW DUMP MODEL PARTS



03008

Fig. 10 - Electrical Panel Group

Ref.	Tenant Part No.	Machine Serial Number	Description	Qty.
1	02311	(000000-003859)	Panel, Electrical Component	1
2	44343-2	(000000-)	Breaker, Circuit	1
3	26523	(000000-003859)	Strip, Terminal	1
4	45405	(000000-)	Contactor	1
5	61104	(000000-003859)	Switch, Timer	1
	04126B	(000000-003859)	Terminal, Spade	2
6	41609	(000000-003859)	Decal, Timer	1
7	61106	(000000-003859)	Knob, Timer Pointer	1
8	29688	(000000-003859)	Ammeter, Charger	1
9	36456	(000000-003859)	Cord, Power	1
	04126B	(000000-003859)	Terminal, Spade	1
10	29232	(000000-)	Strain Relief	1
11	62170-4	(000000-)	Molding, Rigid	1
12	02302	(000000-)	Panel, Floor, L.H.	1
13	10046	(000000-)	Horn	1
14	02203	(000000-)	Partition, Front Support	1
15	36171	(000000-)	Seal, Foam Rubber	3
16	02303	(000000-)	Panel, Floor, R.H.	1
17	02377	(000000-)	Bracket	2
18	60543	(003860-)	Panel, Electrical	1
19	50054	(003860-)	Control Box 36V	1
20	60565	(003860-)	Cord, Power	1

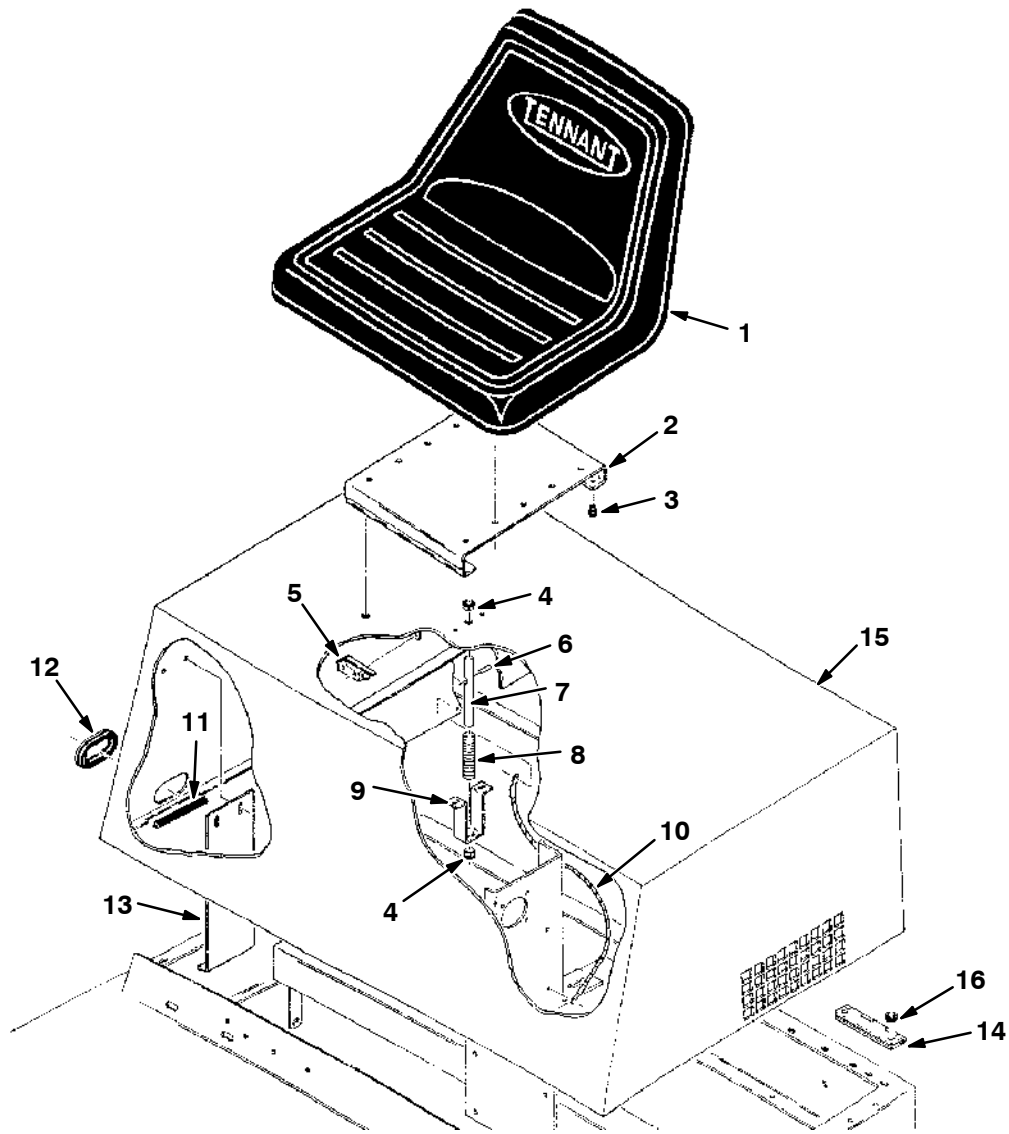


Fig. 11 - Seat Support Group

03013

Ref.	Tennant Part No.	Machine Serial Number	Description	Qty.
1	82342	(000000-)	Seat Assembly	1
2	02288	(000000-)	Plate, Seat	1
3	51787	(000000-)	Bumper, Rubber	2
4	29991	(000000-)	Bushing, Flange	2
5	44847	(000000-)	Switch	1
6	26103	(000000-)	Pin, Roll	1
7	36283	(000000-)	Pin, Guide	1
8	32472	(000000-)	Spring, Compression	1
9	36288	(000000-)	Retainer, Spring	1
10	36192	(000000-)	Lanyard Assembly	1
11	62170-3	(000000-)	Molding, Rigid	1
12	36506	(000000-)	Grommet	1
13	36492-1	(000000-)	Spring, Latch	1
14	35895	(000000-)	Hinge	2
15	02261	(000000-)	Support, Seat	1
16	54527	(000000-)	Isolator, Rubber	4

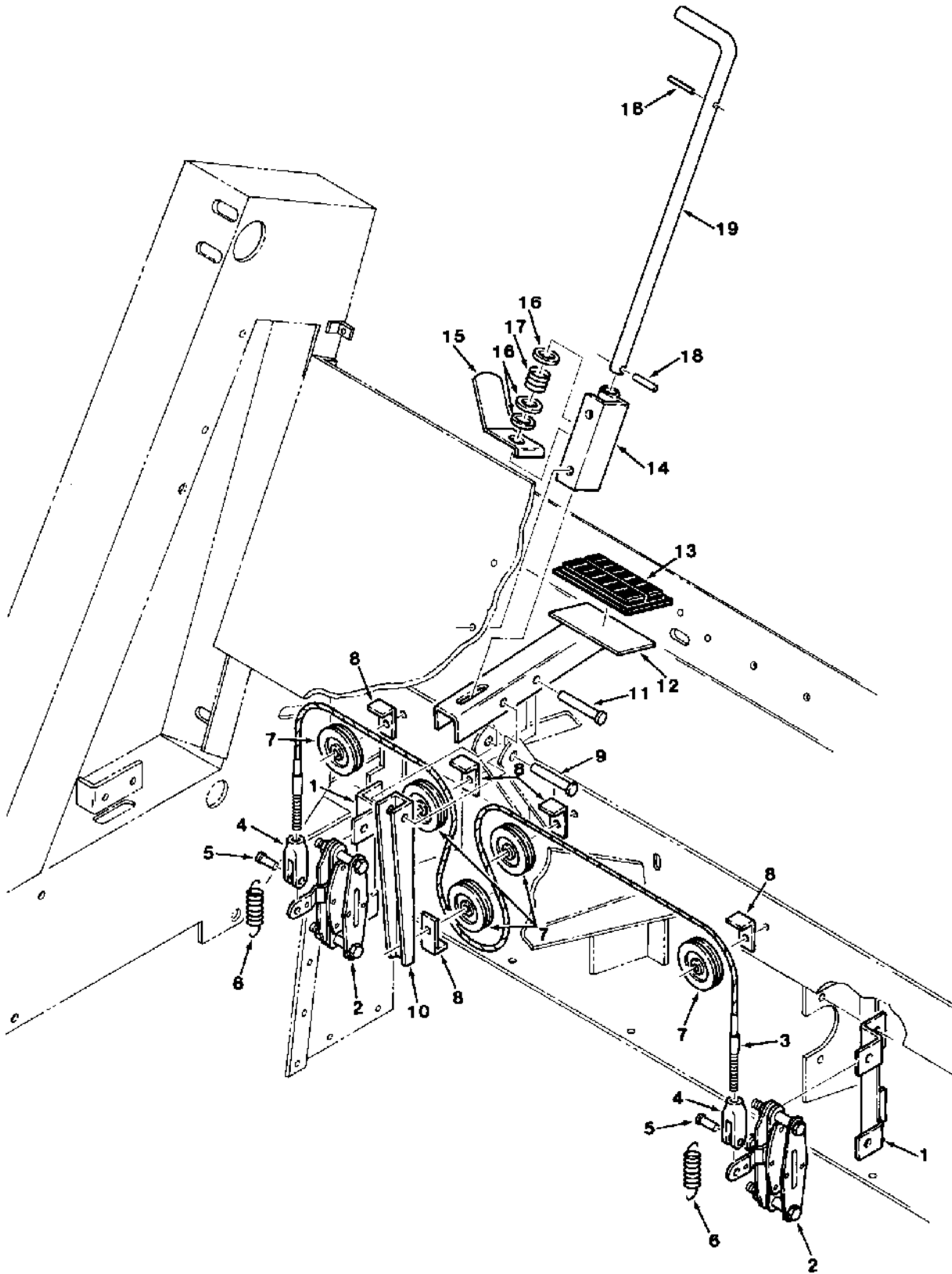
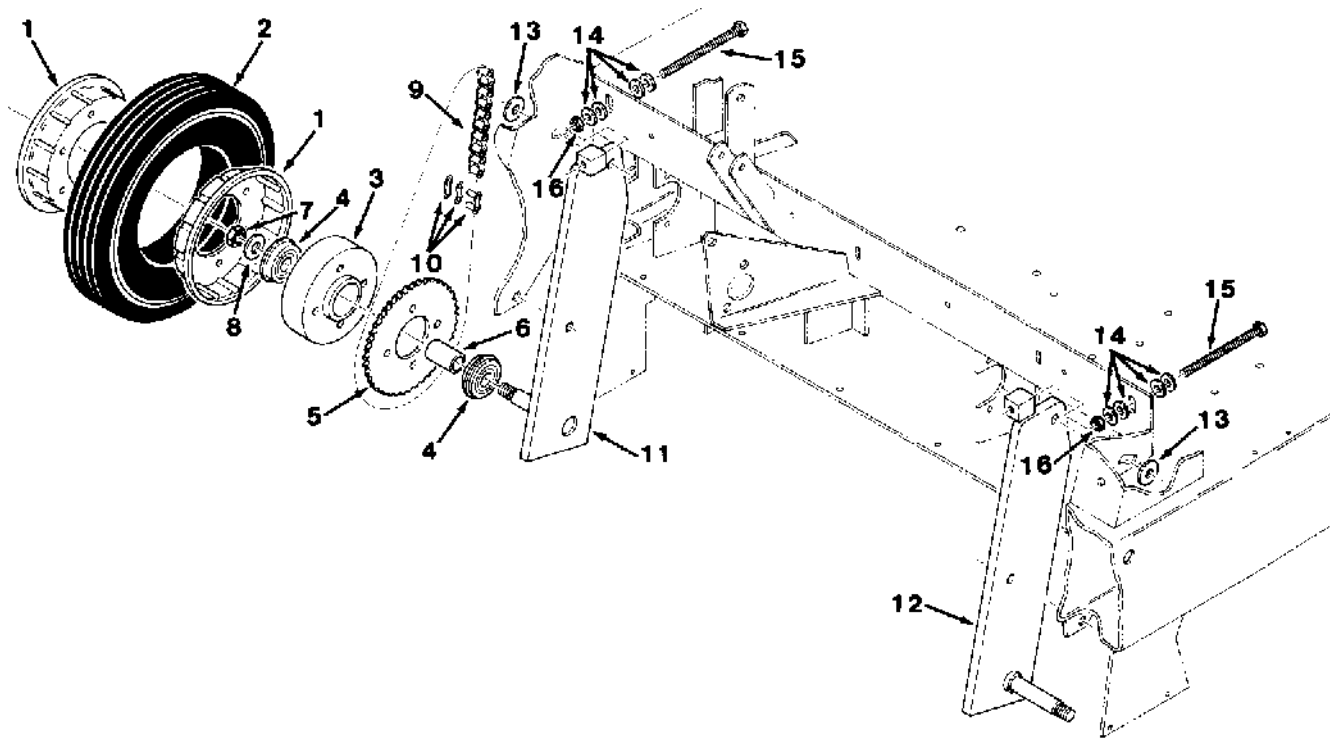


Fig. 12 - Brake Group

Fig. 12 - Brake Group

Ref.	Tennant Part No.	Machine Serial Number	Description	Qty.
1	35920	(000000-) Bracket, Brake	2
2	35921	(000000-) Brake Assembly, Disc	2
3	02239	(000000-) Cable, Brake	1
4	14595-1	(000000-) Clevis, Adjust	2
5	02357	(000000-) Pin, Clevis	2
6	28281	(000000-) Spring, Tension	2
7	36070	(000000-) Pulley, Cable	5
8	36077	(000000-) Bracket, L	5
9	29584	(000000-) Pin, Clevis	1
10	02241	(000000-) Channel, Pulley	1
11	29558	(000000-) Pin, Clevis	1
12	02237	(000000-) Pedal, Brake	1
13	51109	(000000-) Pad	1
14	35917	(000000-) Bracket, Parking Brake	1
15	35918	(000000-) Lever, Release	1
16	32486	(000000-) Washer	3
17	03560	(000000-) Spring, Compression	1
18	28270	(000000-) Pin, Roll	2
19	02235	(000000-) Rod, Parking Brake	1

LOW DUMP MODEL PARTS



03003

Fig. 13 - Front Wheel Group

Ref.	Tennant Part No.	Machine Serial Number	Description	Qty.
1	10078	(000000-)	Wheel, Half	4
2	09027	(000000-)	Tire	2
3	02083	(000000-)	Housing, Bearing	2
4	07107	(000000-)	Bearing, Ball	4
5	33707	(000000-)	Sprocket	2
6	36146	(000000-)	Sleeve	2
7	40814	(000000-)	Nut, Nylon	2
8	15331	(000000-)	Washer	2
9	33721	(000000-)	Chain, Roller	2
10	07112	(000000-)	Link, Chain	2
11	02367	(000000-)	Plate, Support, R.H.	1
12	02368	(000000-)	Plate, Support, L.H.	1
13	36328	(000000-)	Washer, Belleville	2
14	41187	(000000-)	Washer, Belleville	8
15	02218	(000000-)	Screw, Full Thread	2
16	25014	(000000-)	Nut, Hex	2

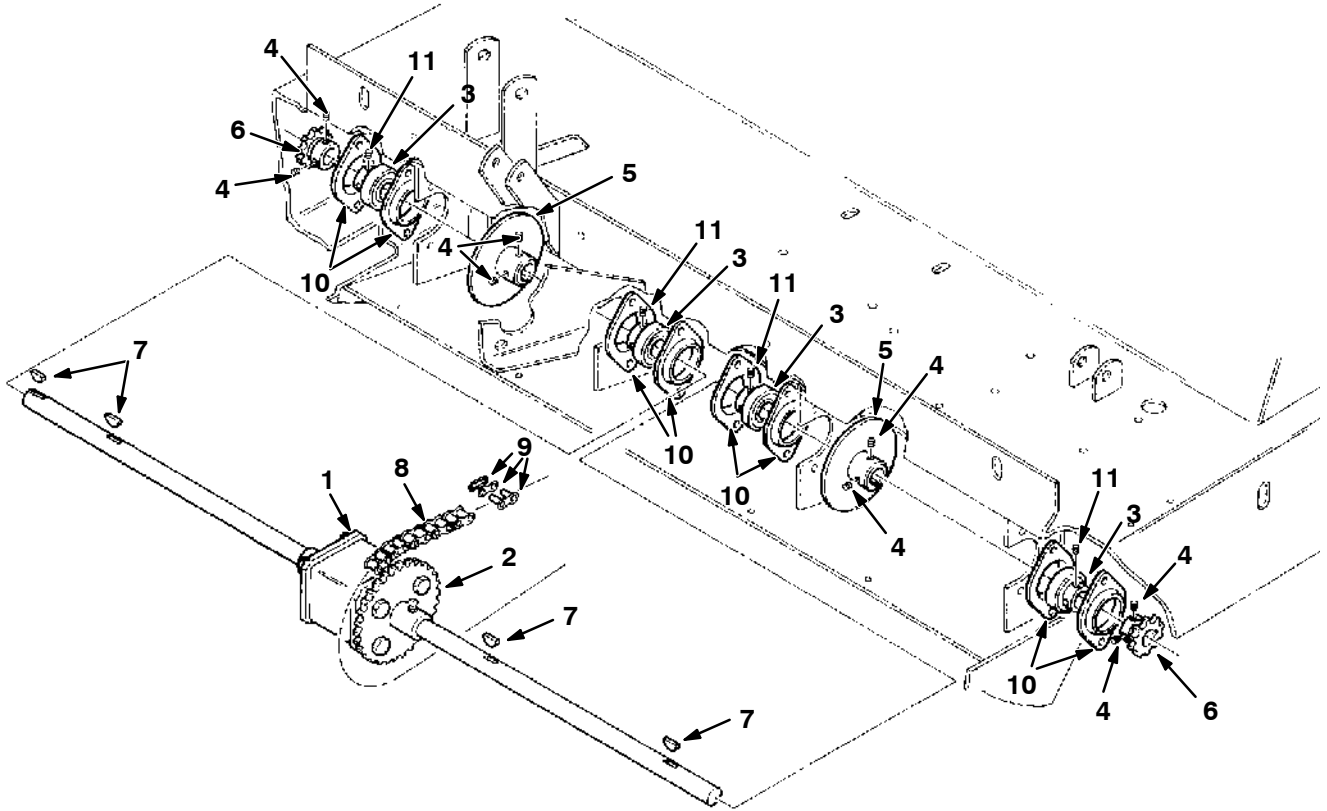


Fig. 14 - Differential Group

02985

Ref.	Tennant Part No.	Machine Serial Number	Description	Qty.
▽ 1	02044	(000000-) Differential	1
▲ 2	12751	(000000-) Sprocket	1
3	25887	(000000-) Bearing and Collar	4
4	32366	(000000-) Screw, Nylon Set	8
5	35927	(000000-) Disc, Brake	2
6	35996	(000000-) Sprocket	2
7	00500-10	(000000-) Key, Woodruff	4
8	02375	(000000-) Chain, Roller	1
9	07112	(000000-) Link, Chain	1
10	35973	(000000-) Flange, Bearing	8
11	79599	(000000-) Screw, Nylon Set	8

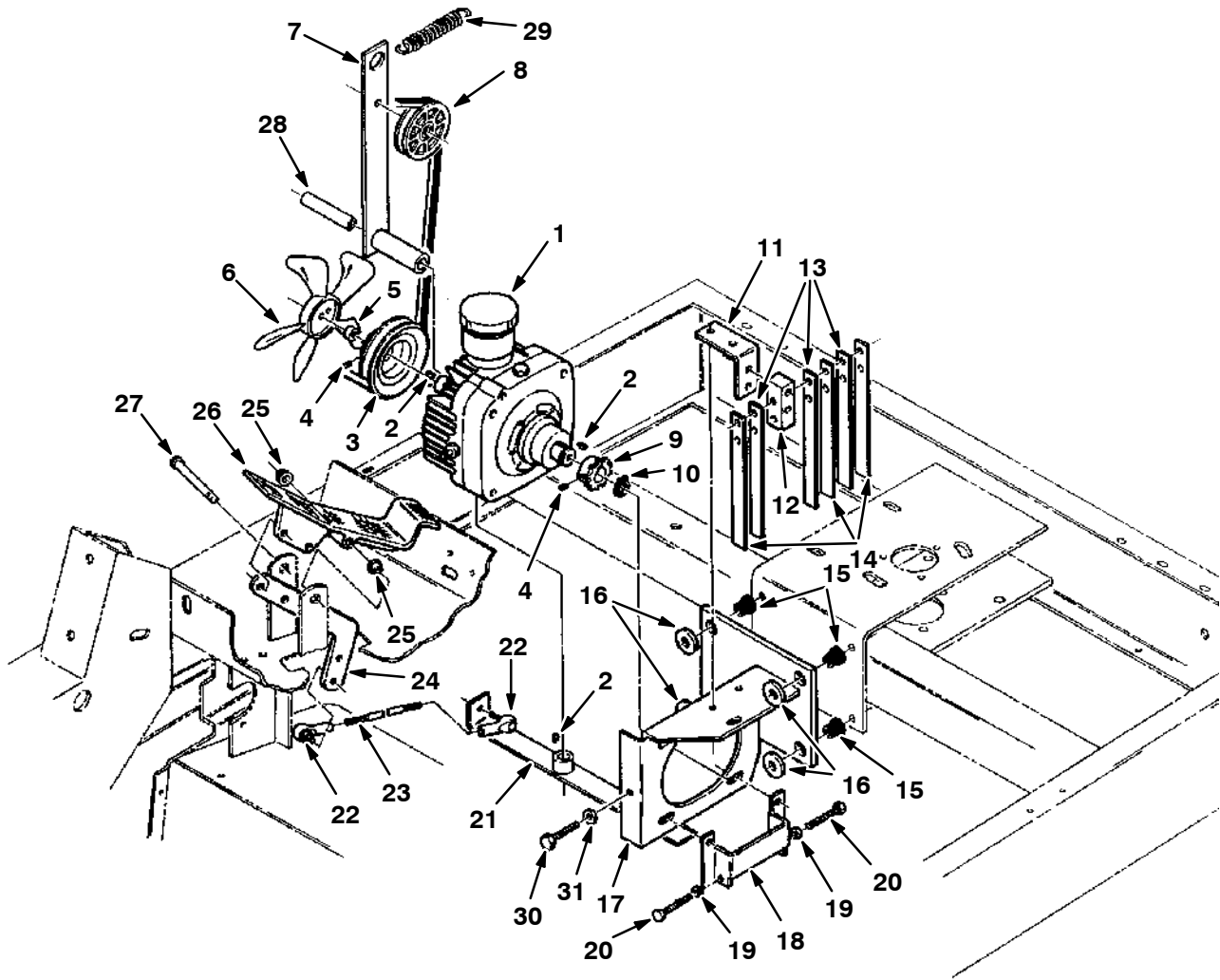


Fig. 15 - Transmission and Linkage Group

Fig. 15 - Transmission and Linkage Group

Ref.	Tennant Part No.	Machine Serial Number	Description	Qty.
1	02048	(000000-) Transmission	1
2	39048	(000000-) Key, Woodruff	3
3	35967	(000000-) Sheave, Transmission	1
4	57496	(000000-) Screw, Nylon Set	2
5	06857	(000000-) Sleeve, Transmission	1
6	02053	(000000-) Fan, Cooling	1
7	02047	(000000-) Arm, Idler	1
8	02355	(000000-) Sheave, Idler	1
9	35999	(000000-) Sprocket	1
10	23225	(000000-) Ring, Retaining	1
11	36036	(000000-) Strap, Support	1
12	35897	(000000-) Block, Spring Mounting	1
13	49681	(000000-) Plate, Spring	3
14	36462	(000000-) Spring, Directional Control	3
15	54274	(000000-) Isolator, Vibration	4
16	46983	(000000-) Sleeve	4
17	03930	(000000-) Mount, Transmission	1
18	35991-1	(000000-) Stop, Transmission	1
19	19313	(000000-) Nut, Hex	2
20	39612	(000000-) Screw, Full Thread	2
21	06856	(000000-) Arm, Pintle	1
22	36466	(000000-) Ball Joint	2
23	36057	(000000-) Stud	1
24	36056	(000000-) Bar, Propulsion	1
25	36556	(000000-) Bearing, Nylon	2
26	42240	(000000-) Pedal, Foot	1
27	06474A	(000000-) Pin, Clevis	1
28	02090	(000000-) Tube	1
29	29499	(000000-) Spring, Tension	1
30	55347	(000000-) Screw, Hex	1
31	32522	(000000-) Nut, Hex, Jam	1

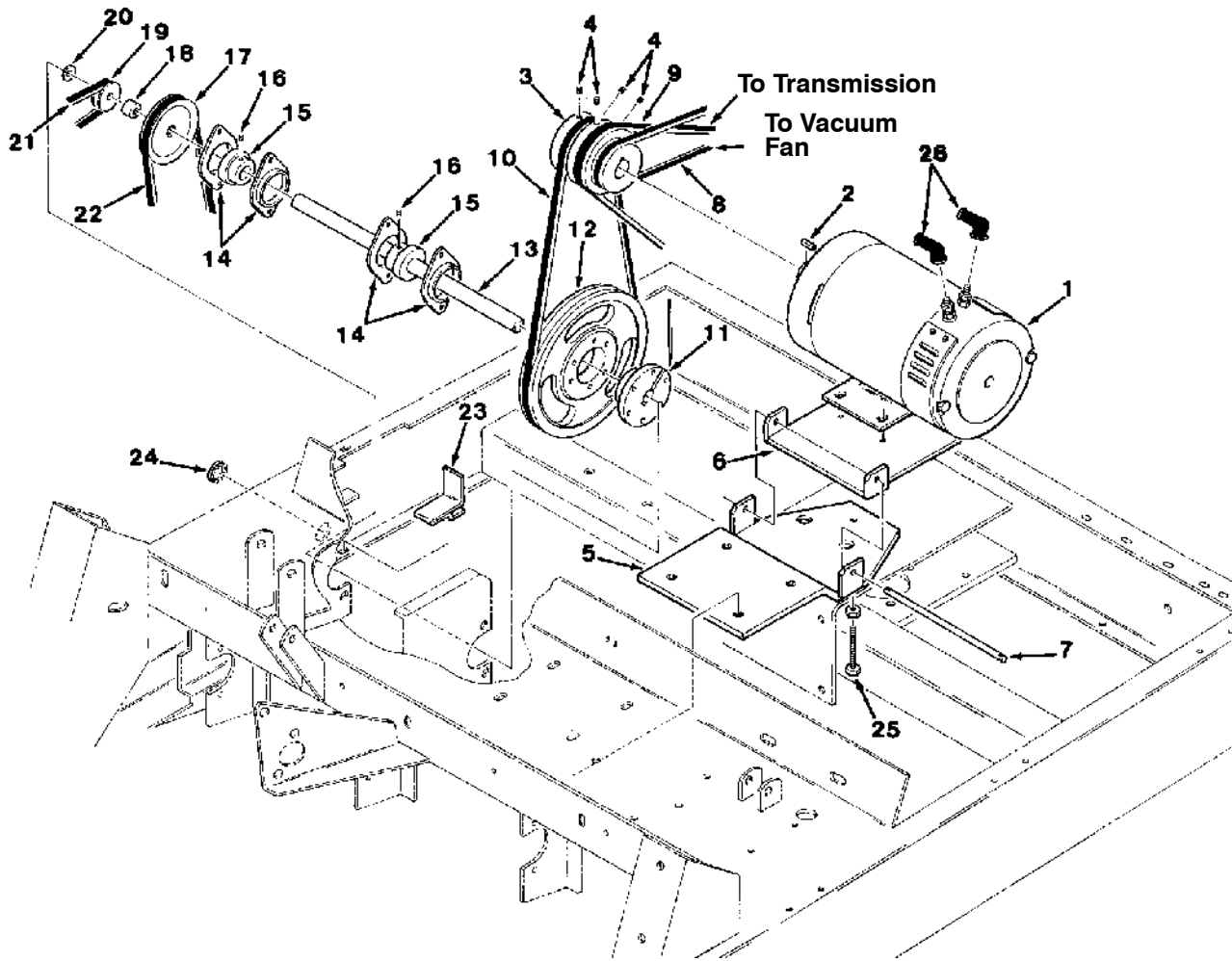


Fig. 16 - Motor and Jackshaft Group

Fig. 16 - Motor and Jackshaft Group

	Ref.	Tennant Part No.	Machine Serial Number	Description	Qty.
∇	1	36260	(000000-) Motor, Electric	1
▲	2	00927	(000000-) Key, Square	1
▲		38824	(000000-) Brush Set	1
▲		30137	(000000-) Spring, Brush	4
	3	02055	(000000-) Sheave, Motor Drive	1
	4	50011	(000000-) Screw, Nylon Set	4
	5	02122	(000000-) Support, Jackshaft	1
	6	06852	(000000-) Plate, Motor	1
	7	06854	(000000-) Rod, Motor Plate	1
	8	52250	(000000-) V-Belt	1
	9	36543	(000000-) V-Belt	1
	10	23445	(000000-) V-Belt	1
	11	02256	(000000-) Bushing, Taper Lock	1
	12	02045	(000000-) Sheave	1
	13	35803	(000000-) Jackshaft, Brush Drive	1
	14	35973	(000000-) Flange, Bearing	4
	15	25887	(000000-) Bearing and Collar	2
	16	32366	(000000-) Screw, Nylon Set	4
	17	36112	(000000-) Sheave	1
	18	35804	(000000-) Sleeve	1
	19	35791	(000000-) Sheave	1
	20	41187	(000000-) Washer, Belleville	1
	21	02385	(000000-) V-Belt	1
	22	04022	(000000-) V-Belt	1
	23	02260	(000000-) Bracket, Belt Guide	1
	24	47178	(000000-) Plugbutton	1
	25	45214	(000000-) Screw, Hex	1
	26	02076	(000000-) Cover, Terminal	2

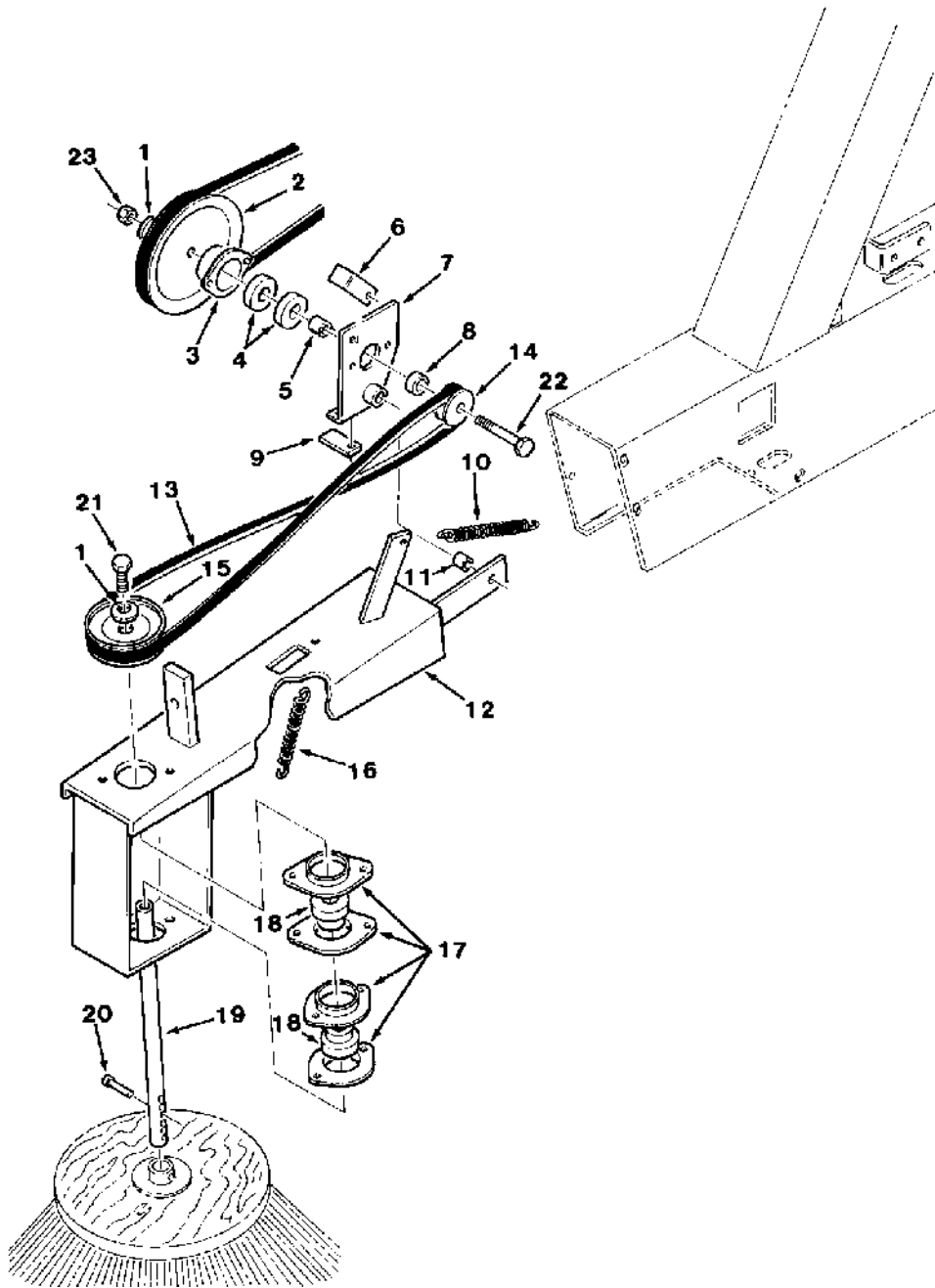


Fig. 17 - Side Brush Drive Group

Fig. 17 - Side Brush Drive Group

Ref.	Tennant Part No.	Machine Serial Number	Description	Qty.
1	41187	(000000-) Washer, Belleville	2
2	36133	(000000-) Sheave	1
3	35799	(000000-) Housing, Bearing	1
4	28010	(000000-) Bearing, Ball	2
5	35797	(000000-) Sleeve, Bearing	1
6	35889	(000000-) Bracket, L	1
7	36350	(000000-) Plate, Side Brush	1
8	48619	(000000-) Spacer, Brush	1
9	36557	(000000-) Strip	1
10	13352	(000000-) Spring, Tension	1
11	36354	(000000-) Sleeve	1
12	35794A	(000000-) Bracket, Side Brush	1
13	35790	(000000-) V-Belt	1
14	35791	(000000-) Sheave	1
15	35792	(000000-) Sheave	1
16	29499	(000000-) Spring, Tension	1
17	48636	(000000-) Flange, Bearing	4
18	48635	(000000-) Bearing and Collar	2
	57496	(000000-) Screw, Nylon Set	2
19	35802	(000000-) Shaft, Side Brush	1
20	15173	(000000-) Pin, Clevis	1
21	06460	(000000-) Screw, Hex, L.H.	1
22	32338	(000000-) Screw, Hex, L.H.	1
23	41659	(000000-) Nut, L.H.	1

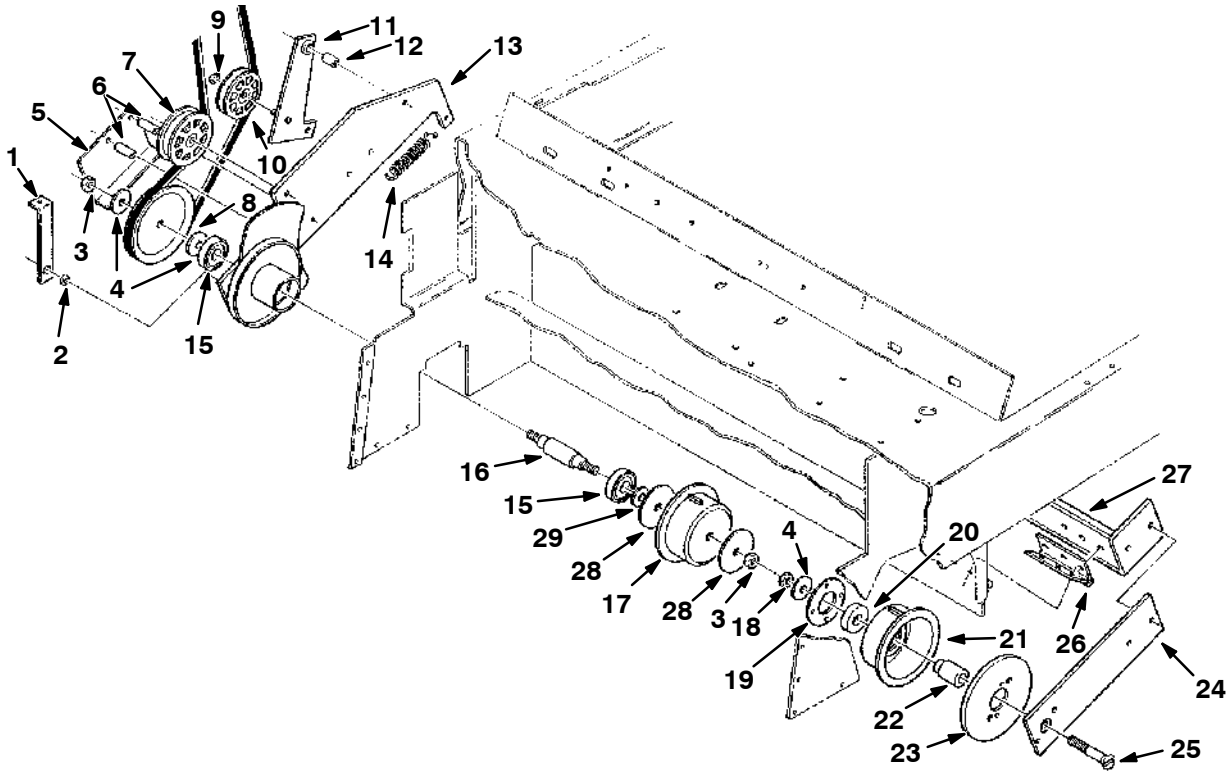


Fig. 18 - Main Brush Drive Group

Fig. 18 - Main Brush Drive Group

Ref.	Tennant Part No.	Machine Serial Number	Description	Qty.
1	36051	(000000-) Bracket, Brush Lift	1
2	36076	(000000-) Sleeve	1
3	35846	(000000-) Nut, Hex, L.H.	2
4	35843	(000000-) Washer	3
5	36514	(000000-) Guard	1
6	36513	(000000-) Sleeve	2
7	02356	(000000-) Pulley, Idler	1
8	35994	(000000-) Sheave	1
9	09663-2	(000000-) Ring, Retaining	1
10	02355	(000000-) Sheave, Idler	1
11	36335	(000000-) Arm, Idler	1
12	36420	(000000-) Bushing	1
13	02056	(000000-) Arm, Bail, R.H.	1
14	29499	(000000-) Spring, Tension	1
15	46390	(000000-) Bearing, Ball	2
16	02050	(000000-) Shaft, Brush Drive	1
17	35840	(000000-) Plug, Brush Drive	1
18	36644	(000000-) Nut, Nylon	1
19	35836	(000000-) Retainer, Bearing	1
20	46390	(000000-) Bearing, Ball	1
21	35845	(000000-) Plug, Brush Idler	1
22	35837	(000000-) Shaft, Plug	1
23	35835	(000000-) Shield, Plug	1
24	35942	(000000-) Arm, Bail, L.H.	1
25	25045	(000000-) Screw, Flat Head	1
26	35964	(000000-) Hinge	2
27	36280	(000000-) Support, Bail Arm	1
28	02384	(002072-) Washer	2
29	39346	(002072-) Washer	1

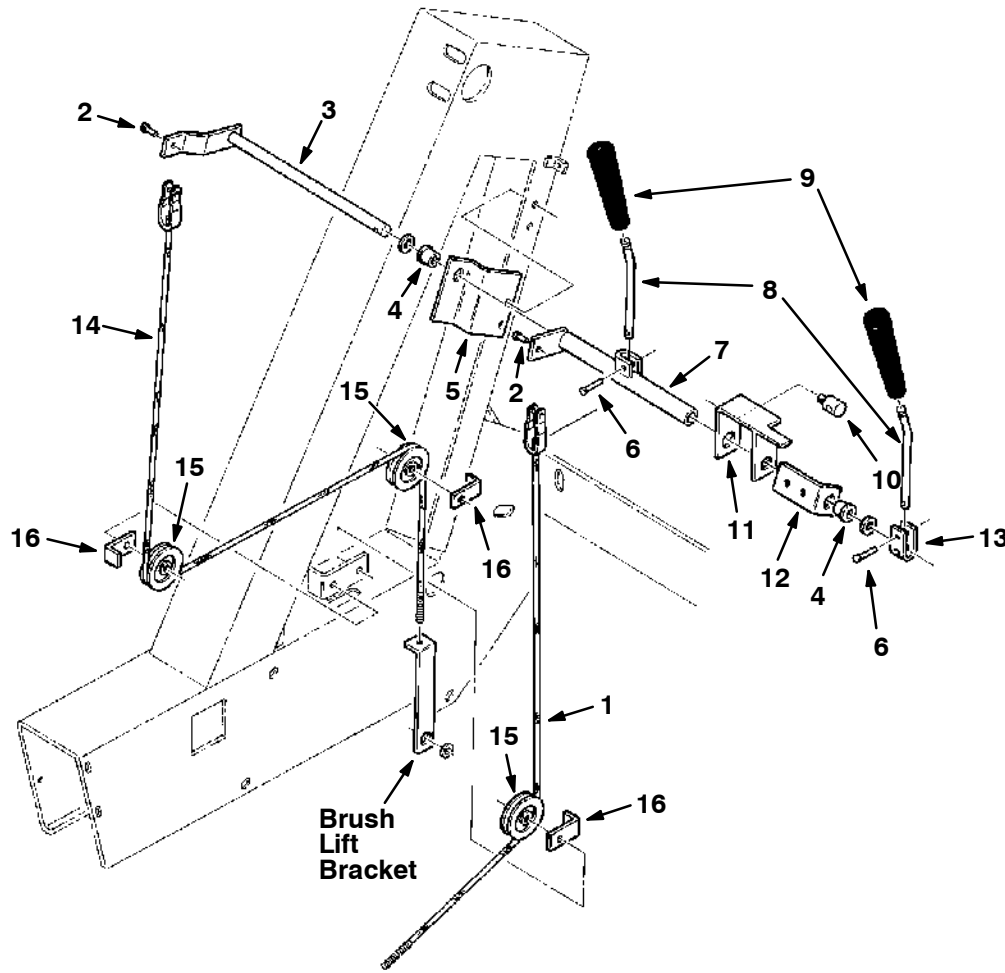


Fig. 19 - Brush Lift Group

02994

Ref.	Tennant Part No.	Machine Serial Number	Description	Qty.
1	02200	(000000-)	Cable Assembly, Side Brush, Lift	1
2	36376	(000000-)	Pin, Clevis	2
3	36096	(000000-)	Lift, Front	1
4	36173	(000000-)	Bearing, Shaft	2
5	02201	(000000-)	Bracket, Brush Lift	1
6	36191	(000000-)	Pin, Clevis	2
7	36053	(000000-)	Tube, Brush Lift	1
8	36054	(000000-)	Handle, Brush Lift	2
9	13199	(000000-)	Handle	2
10	06517	(000000-)	Trunnion, Adjustment	1
11	02154	(000000-)	Bracket, Adjustment	1
12	02151	(000000-)	Bracket, Brush Lift	1
13	36079	(000000-)	Strap, Brush Handle	1
14	36052-1	(000000-)	Cable Assembly, Main Brush, Lift	1
15	36070	(000000-)	Pulley, Cable	3
16	36077	(000000-)	Bracket, L	3

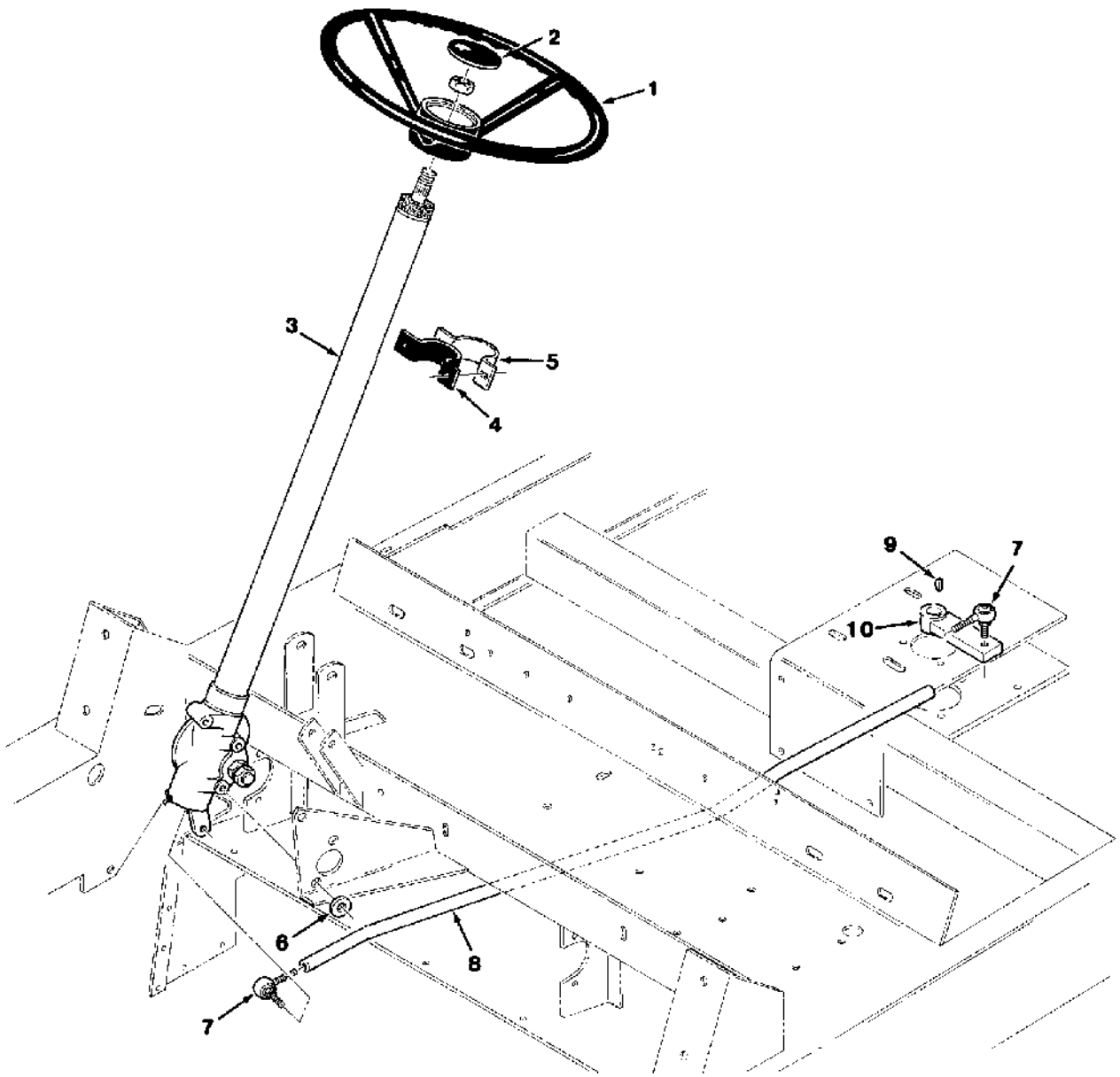


Fig. 20 - Steering Wheel Group

02992

Ref.	Tennant Part No.	Machine Serial Number	Description	Qty.
1	57499	(000000-)	Wheel, Steering	1
2	57497	(000000-)	Cap, Rubber	1
3	32470	(000000-006175)	Gear Assembly, Steering	1
3	375016	(006176-)	Gear Assembly, Steering	1
4	36302	(000000-)	Skirt	1
5	36055	(000000-)	Clamp, Steering Column	1
6	46983	(000000-)	Sleeve	3
7	35972	(000000-)	Ball Joint	2
8	32526	(000000-)	Rod, Steering	1
9	00500-10	(000000-)	Key, Woodruff	1
10	36499	(000000-)	Arm, Steering	1

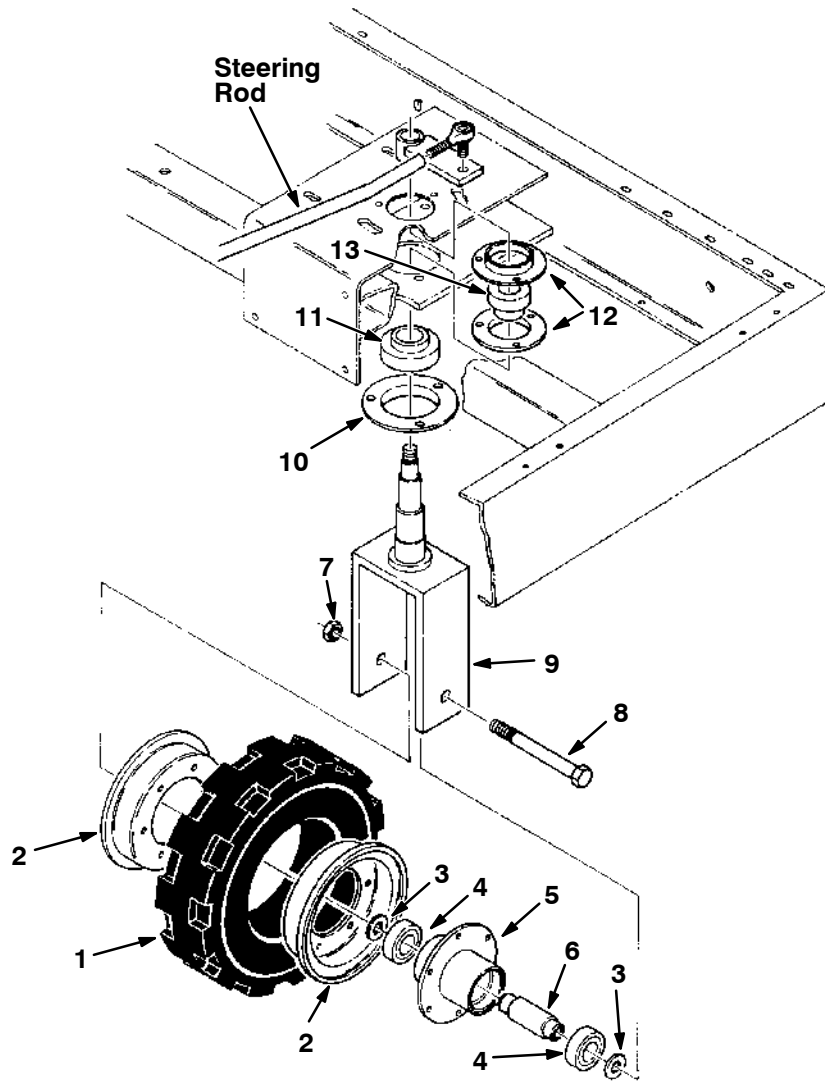


Fig. 21 - Rear Caster Group

03010

Ref.	Tennant Part No.	Machine Serial Number	Description	Qty.
1	50735	(000000-)	Tire	1
2	49843	(000000-)	Wheel, Half	2
3	32494	(000000-)	Washer	2
4	13534	(000000-)	Bearing, Ball	2
5	02066	(000000-)	Hub, Wheel	1
6	02061	(000000-)	Tube, spacer	1
7	40814	(000000-)	Nut, Nylon	1
8	36614	(000000-)	Screw, Hex	1
9	36150	(000000-)	Support, Wheel	1
10	36189	(000000-)	Flange	1
11	36188	(000000-)	Bearing, Adapter	1
12	36190	(000000-)	Flange	2
13	24835	(000000-)	Bearing and Collar	1
	57496	(000000-)	Screw, Nylon Set	1

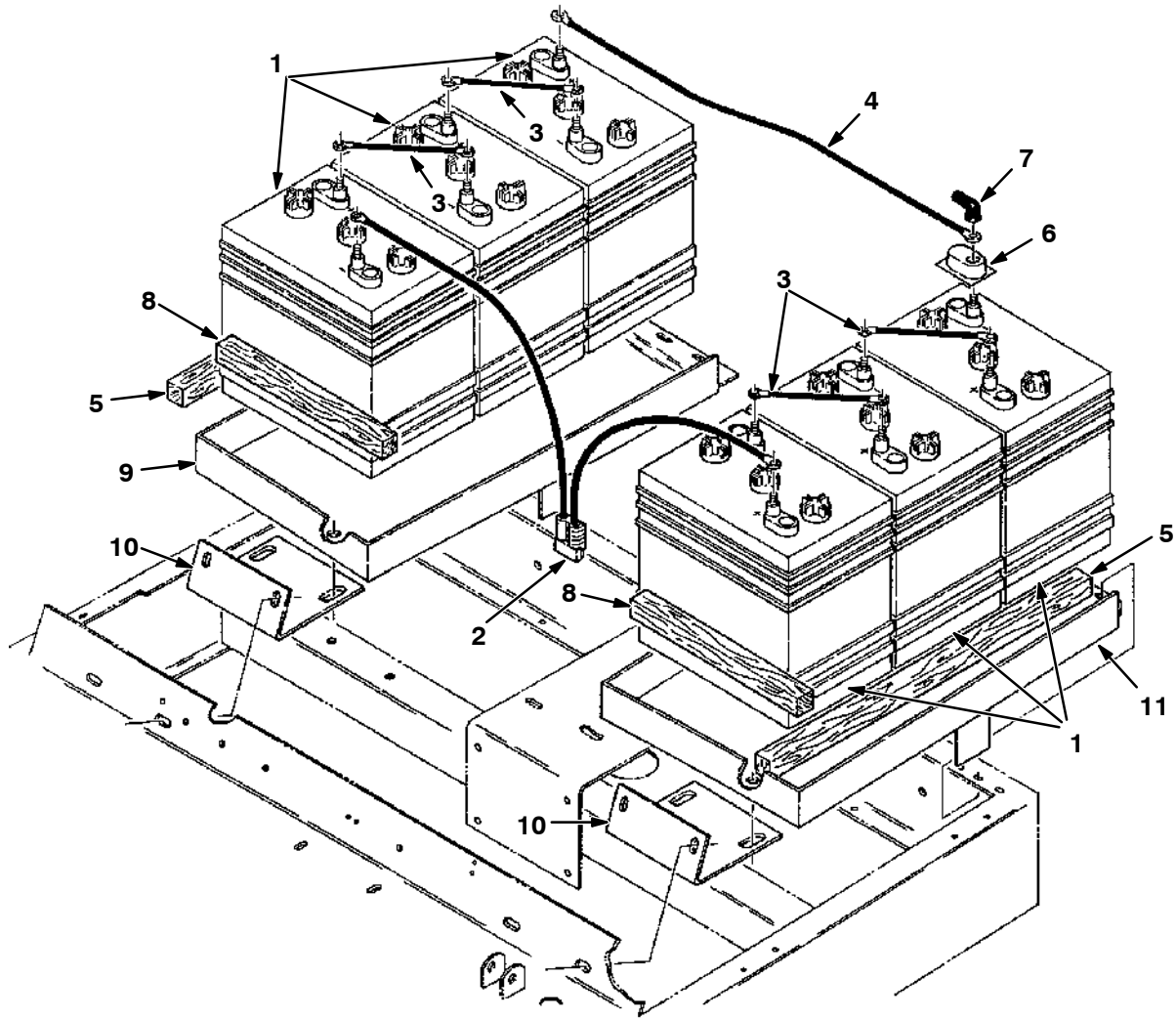


Fig. 22 - Battery Group

03027

Ref.	Tennant Part No.	Machine Serial Number	Description	Qty.	
▽	02362	(000000-) Battery Kit, 220 A/h, Wet	1	
▲ 1	10155	(000000-) Battery, 220 A/h, Wet	6	
▲▽	2	02270	(000000-) Wire Assembly	1
▲▲	24881	(000000-) Connector, Grey	1	
▲	3	63266A-2	(000000-) Cable Assembly	4
▲	4	63734	(000000-) Wire Assembly, Cable	1
▲	5	36563	(000000-) Block, Battery Spacer	2
▲	6	45962	(000000-) Cover, Terminal	12
▲	7	02076	(000000-) Cover, Terminal	4
▲	8	36563-1	(000000-) Block, Battery Spacer	2
	9	33509	(000000-) Tray, Battery, R.H.	1
	10	50814	(000000-) Bracket, Battery Tray	2
	11	33507	(000000-) Tray, Battery, L.H.	1

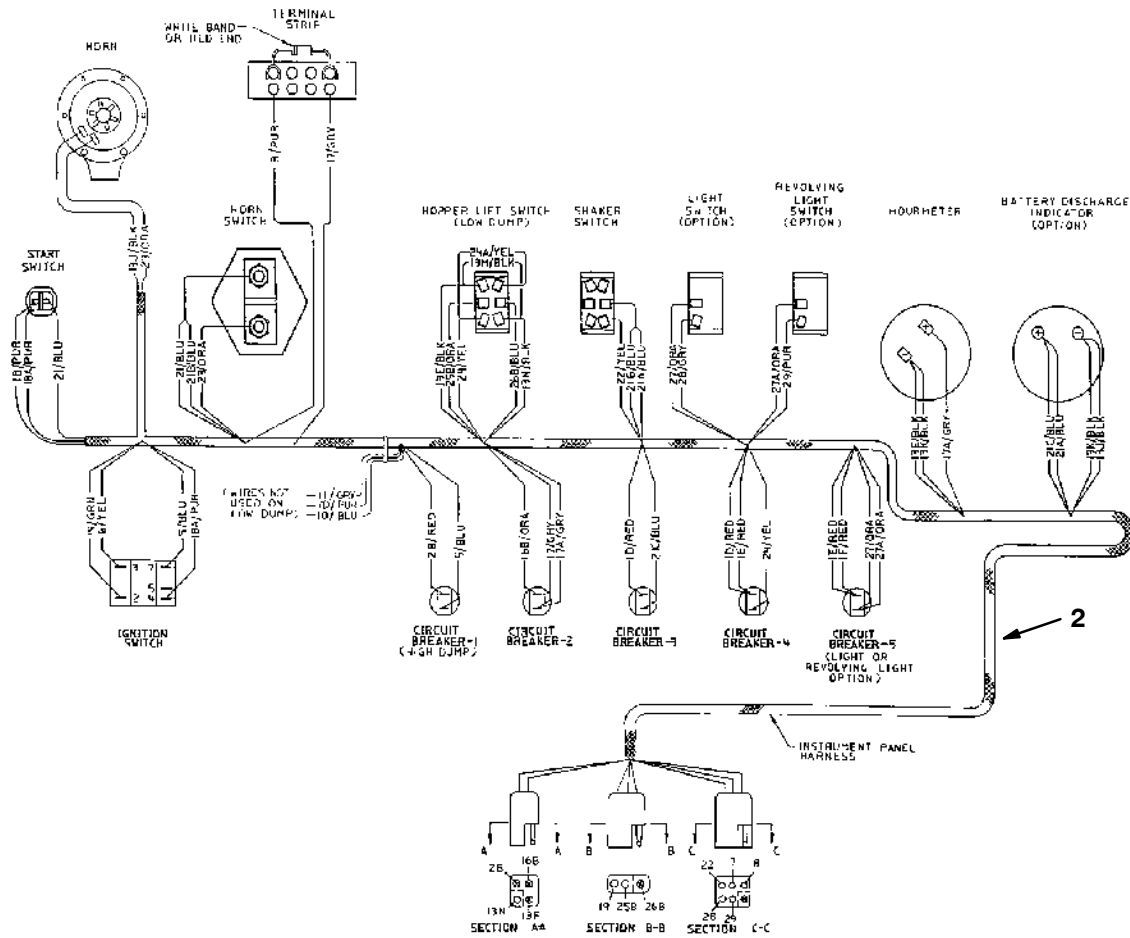


Fig. 23 - Wire Harnesses Group

03039

Ref.	Tennant Part No.	Machine Serial Number	Description	Qty.	
1	02326	(000000-003859)	Wire Harness, Main	1	
2	02323	(000000-003859)	Wire Harness, Instrument Panel	1	
3	63266A-2	(000000-003859)	Cable Assembly, Battery	1	
4	29832-8	(000000-003859)	Wire Assembly, Cable	1	
▼	5	02269	(000000-003859)	Wire Assembly, Cable	1
▲	24881	(000000-003859)	Connector, Grey	1	
	49266	(000000-003859)	Tie, Cable, 6.75" (172 mm)	5	
	44961	(000000-003859)	Tie, Cable, 14.75" (375 mm)	1	

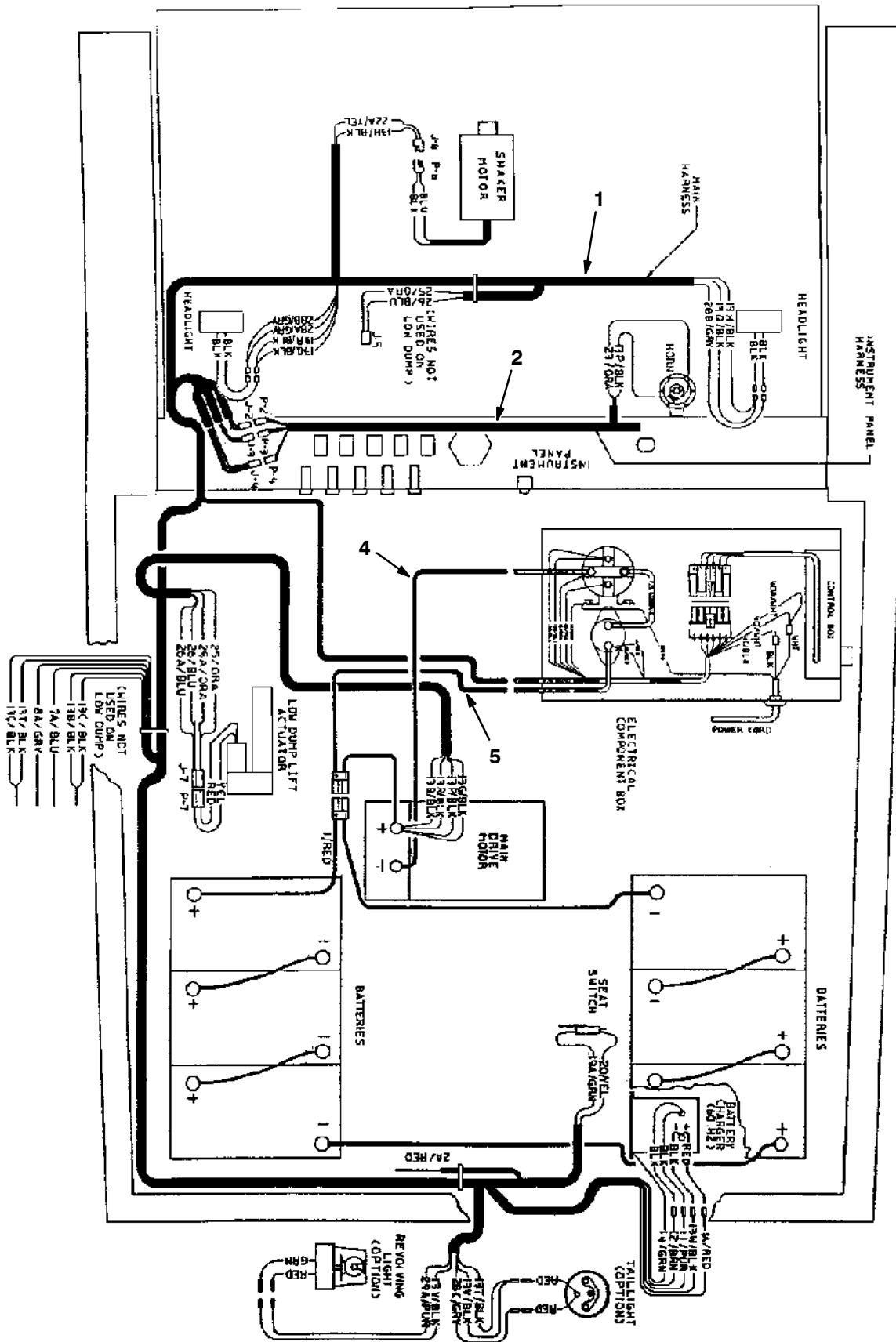


Fig. 24 - Wire Harnesses Group

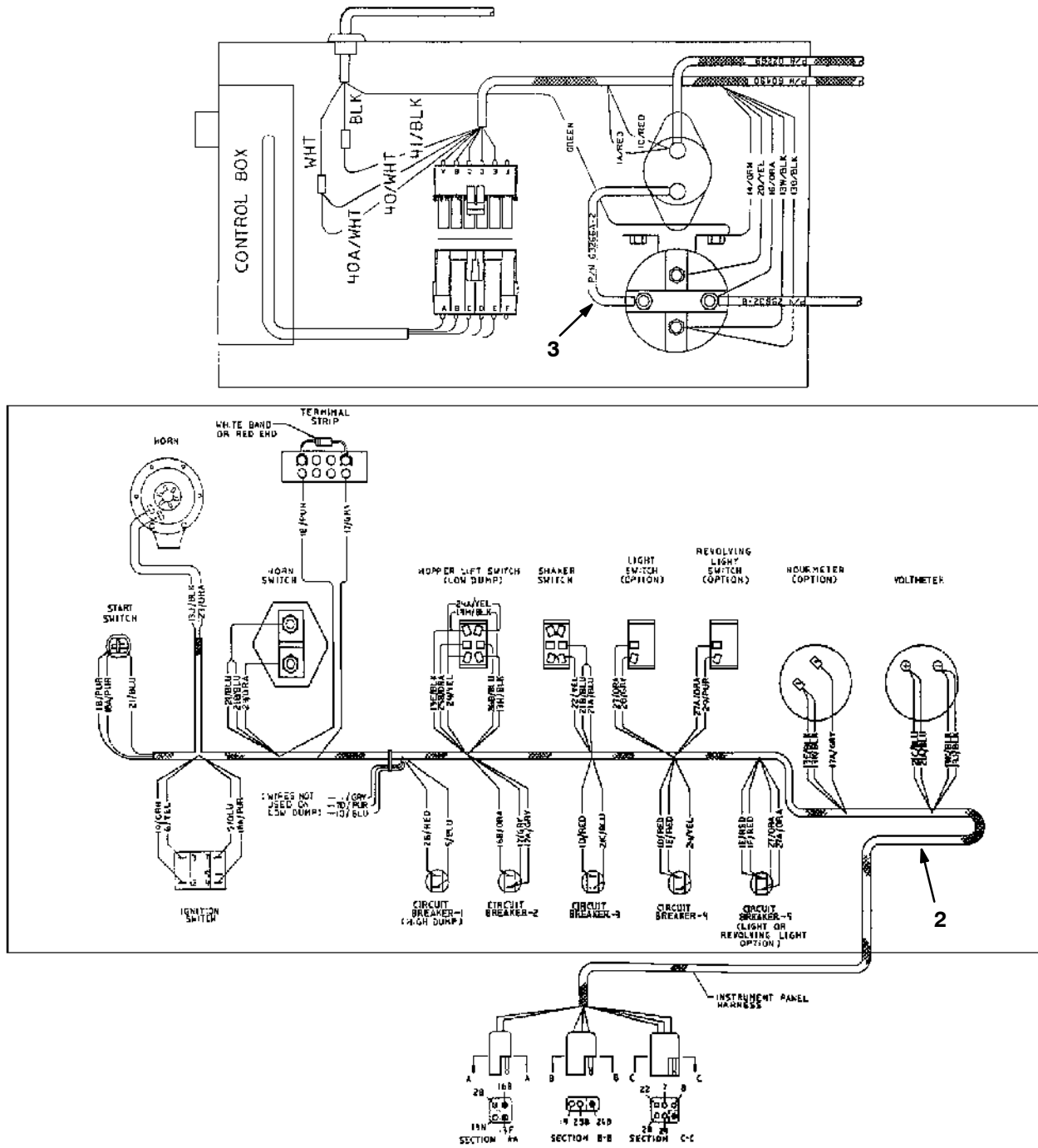


Fig. 24 - Wire Harnesses Group

07155

Ref.	Tennant Part No.	Machine Serial Number	Description	Qty.	
1	60490	(003860-) Wire Harness, Main	1	
2	12756	(003860-) Wire Harness, Instrument Panel	1	
3	63266A-2	(003860-) Cable Assembly, Battery	1	
4	29832-8	(003860-) Wire Assembly, Cable	1	
▽	5	02269	(003860-) Wire Assembly, Cable	1
▲	24881	(003860-) Connector, Grey	1	
	49266	(003860-) Tie, Cable, 6.75" (172 mm)	9	
	44961	(003860-) Tie, Cable, 14.75" (375 mm)	4	
	55248	(003860-) Mount, Cabletie	2	

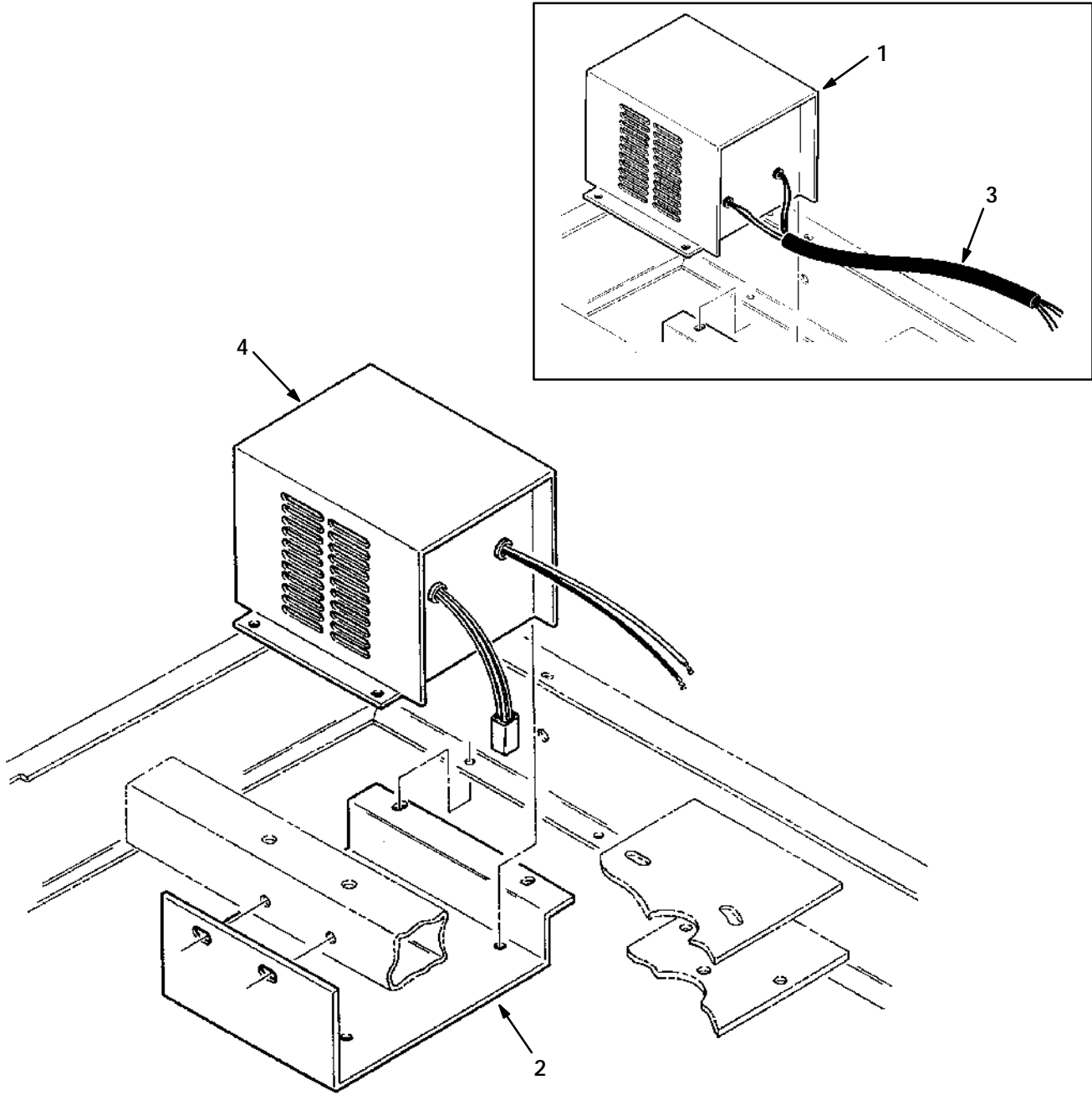


Fig. 25 - Battery Charger Group

03028

Ref.	Tennant Part No.	Machine Serial Number	Description	Qty.
1	60564	(000000-003859)	Replacement Kit, Charger F/36235	1
2	36449	(000000-)	Mount, Charger	1
3	36616	(000000-003859)	Sleeve, Vinyl	1
4	50051	(003860-)	Charger, Battery	1

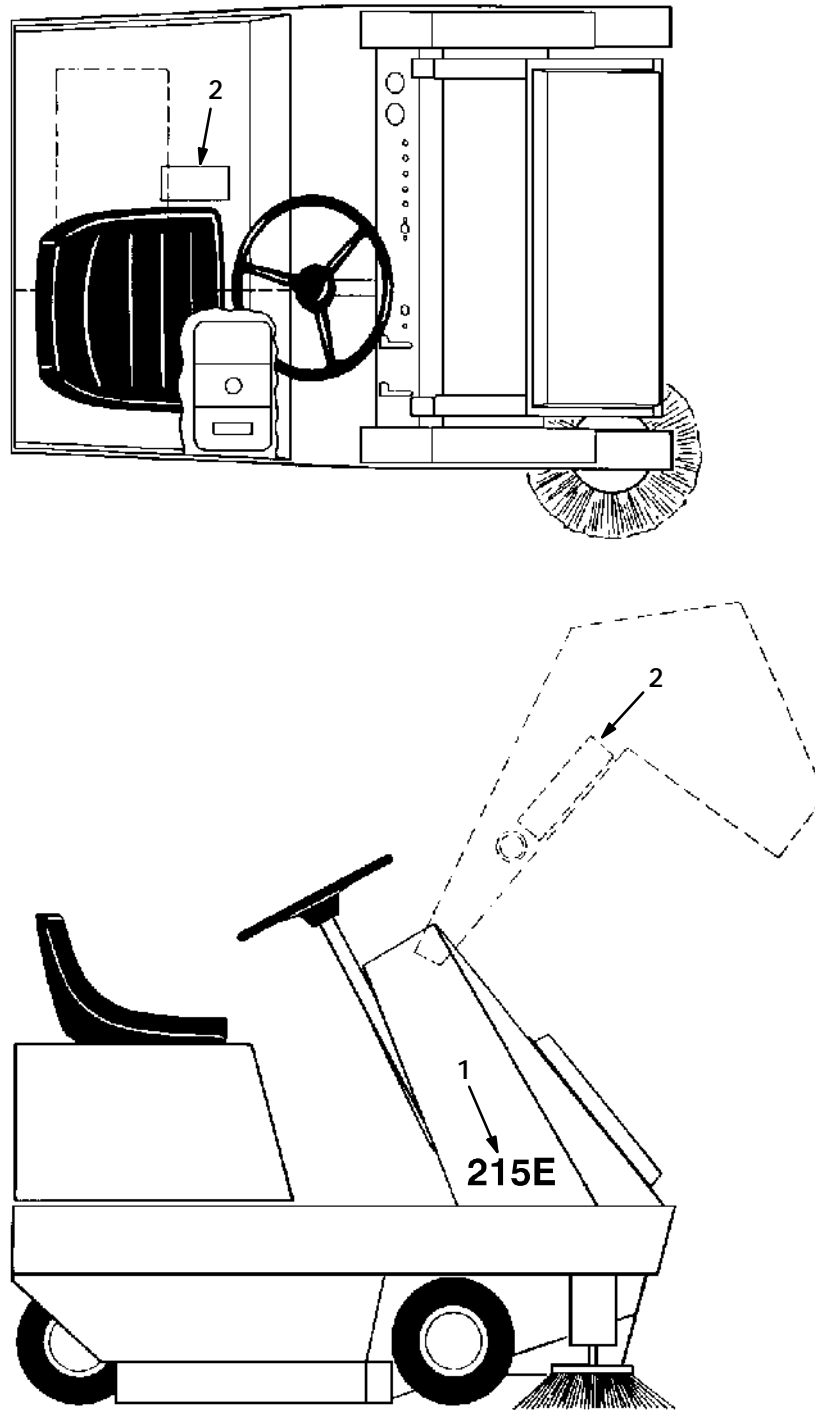


Fig. 26 - Labels Group

03043

Ref.	Tennant Part No.	Machine Serial Number	Description	Qty.
1	12750	(000000-)	Label, 215E	1
2	02336	(000000-)	Label Set, Information and Hazard	1

SECTION 7

CONTENTS	PAGE
Fig. 1 - Recommended General Maintenance Items	7-2
Fig. 2 - Replacement Brushes	7-3
Fig. 3 - Main Frame Group	7-4
Fig. 4 - Hopper Group	7-6
Fig. 5 - Filter Shaker Group	7-8
Fig. 6 - Vacuum Fan Group	7-10
Fig. 7 - Vacuum Fan Shutoff Group	7-11
Fig. 8 - Instrument Panel Group	7-12
Fig. 9 - Electrical Panel Group	7-14
Fig. 10 - Battery Charger Group	7-15
Fig. 11 - Seat Support Group	7-16
Fig. 12 - Hydraulic Group	7-17
Fig. 13 - Front Wheel Group	7-18
Fig. 14 - Differential Group	7-19
Fig. 15 - Brake Group	7-20
Fig. 16 - Transmission and Linkage Group	7-22
Fig. 17 - Motor and Jackshaft Group	7-24
Fig. 18 - Side Brush Drive Group	7-26
Fig. 19 - Main Brush Drive Group	7-28
Fig. 20 - Brush Lift Group	7-30
Fig. 21 - Steering Wheel Group	7-31
Fig. 22 - Rear Caster Group	7-32
Fig. 23 - Speed Limiter Group	7-33
Fig. 24 - Labels Group	7-34
Fig. 25 - Battery Group	7-35
Fig. 26 - Wire Harnesses Group	7-36
Fig. 27 - Wire Harnesses Group	7-38

NOTE: SECTION 7, MULTI-LEVEL DUMP MODEL PARTS, lists repair parts for a Multi-level Dump model machine. This section also contains parts common to all models of the machine.

MULTI-LEVEL DUMP MODEL PARTS

03514

Fig. 1 - Recommended General Maintenance Items

Ref.	Tenant Part No.	Machine Serial Number	Description	Qty.
▽	01777	(000000-) Maintenance Kit, Belts	1
▲	52250	(000000-) V-Belt	1
▲	36543	(000000-) V-Belt	1
▲	23445	(000000-) V-Belt	1
▲	02385	(000000-) V-Belt	1
▲	04022	(000000-) V-Belt	1
▲	35790	(000000-) V-Belt	1
▽	01775	(000000-) Maintenance Kit, Skirts and Seals	1
▲	02088	(000000-) Skirt, Brush, R.H.	1
▲	02350	(000000-) Retainer, Skirt, R.H.	1
▲	02275	(000000-) Seal, Brush, R.H.	1
▲	35721	(000000-) Strip	1
▲	36004	(000000-) Seal, Hopper Side	2
▲	36022	(000000-) Strip, Retainer	2
▲	36228	(000000-) Skirt, L.H.	1
▲	36227	(000000-) Retainer, L.H.	1
▲	35717	(000000-) Skirt	1
▲	35723	(000000-) Strip, Retainer	1
▲	36003	(000000-) Skirt, Back Brush	1
▲	35722	(000000-) Strip, Retainer	1
▲	09342	(000000-) Chain, Link	1
▲	06340	(000000-) Skirt	1
▲	06341	(000000-) Retainer, Skirt, L.H.	1
▲	35903	(000000-) Seal, Foam Rubber	1
▲	47037	(000000-) Adhesive, 5 oz Tube (150 ml)	1
▲	36001	(000000-) Seal, Hopper Top	1
▲	36000	(000000-) Strip	1
▲	02274	(000000-) Seal, Brush, L.H.	1
▲	02381	(000000-) Sleeve	2
▲	67040	(000000-) Seal, Foam Rubber	1
▲	02117	(000000-) Seal, Hopper Lip	1
▲	36171	(000000-) Seal, Foam Rubber	1
▲	02169	(000000-) Seal, Foam Rubber	2
▲	35783	(000000-) Bracket, L	1
▲	02118	(000000-) Seal, Hopper Door	1
▲	02159	(000000-) Bar, Hopper Seal	1
▲	02160	(000000-) Seal, Hopper Side	2
▲	02161	(000000-) Retainer, Hopper Side Seal	2
▲	02162	(000000-) Bar, Hopper Seal	2
▲	02352	(000000-) Seal, Hopper Lip	1
▲	02204	(000000-) Bar, Hopper Seal	1
▲	02360	(000000-) Seal, Foam, Hopper Lip	1
▲	02381	(000000-) Sleeve	2
▲	68198	(000000-) Adhesive, 1 oz Tube (30 ml)	1

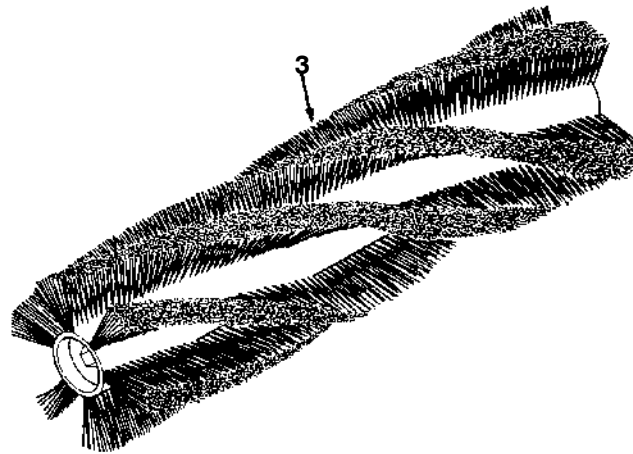
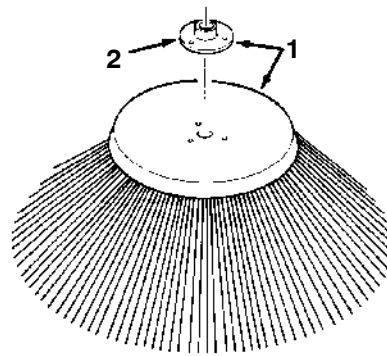


Fig. 2 - Replacement Brushes

03121

Ref.	Tennant Part No.	Machine Serial Number	Description	Qty.
∇ 1	28096P	(000000-) Brush and Hub Assembly, Polypropylene	1
▲ 2	45154	(000000-) Hub, Side Brush	1
∇	28096N	(000000-) Brush and Hub Assembly, Perlon	1
▲	45154	(000000-) Hub, Side Brush	1
3	35735	(000000-) Main Brush, Polypropylene	1
3	36699	(000000-) Main Brush, Proex and Wire	1

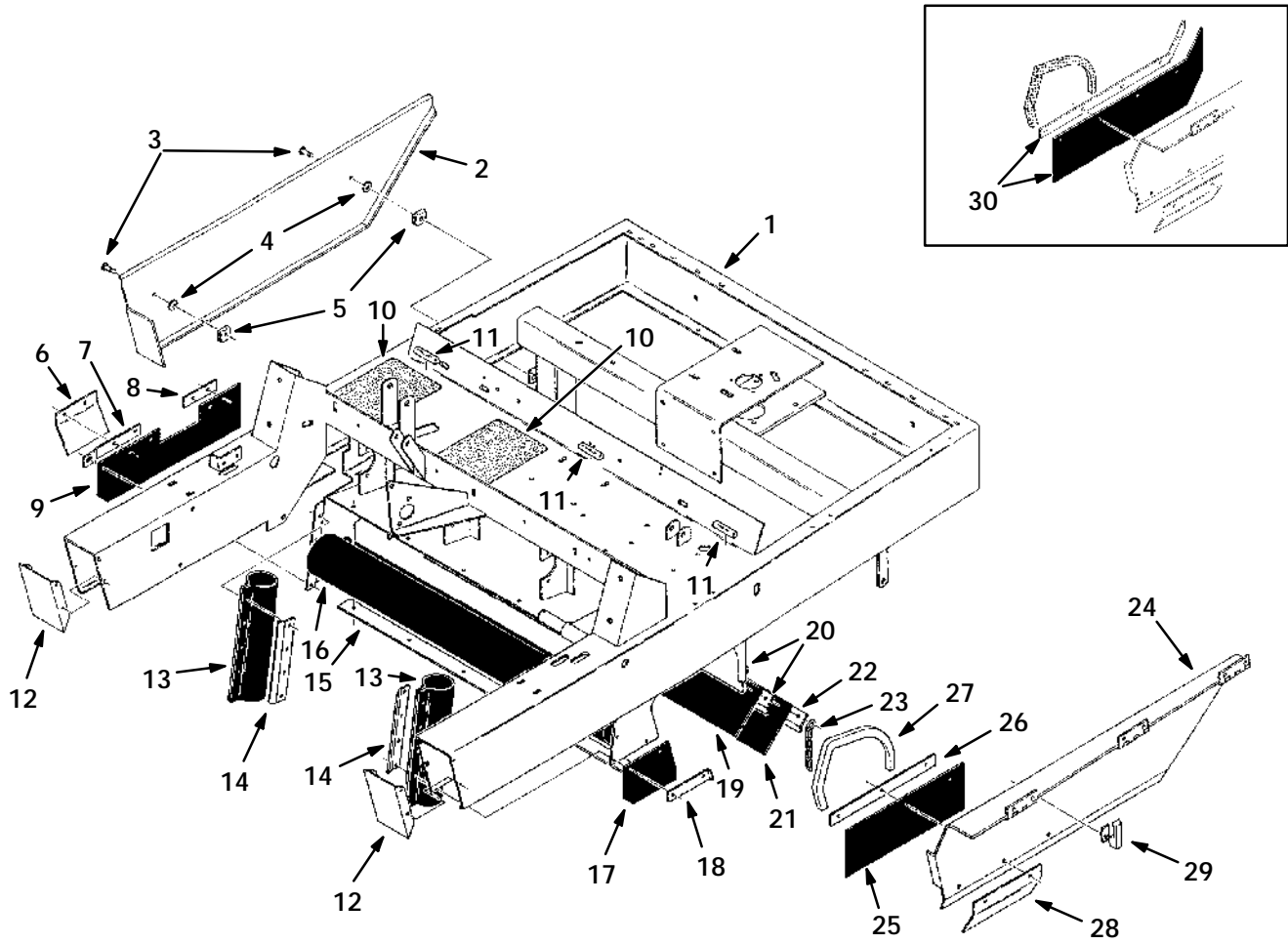


Fig. 3 - Main Frame Group

Fig. 3 - Main Frame Group

Ref.	Tenant Part No.	Machine Serial Number	Description	Qty.	
1	02073	(000000-) Frame, Main	1	
2	35957	(000000-) Panel, Lower, R.H.	1	
3	56366	(000000-) Fastener, Slot Head	2	
4	26015	(000000-) Fastener	2	
5	28165	(000000-) Fastener	2	
6	02275	(000000-) Seal, Brush, R.H.	1	
7	02350	(000000-) Retainer, Skirt, R.H.	1	
8	35721	(000000-) Strip	1	
9	02088	(000000-) Skirt, Brush, R.H.	1	
10	32646	(000000-) Tread, Floor	2	
11	19811	(000000-) Bumper, Rubber	3	
12	35878-1	(000000-) Cap, Frame	2	
13	36004	(000000-) Seal, Hopper Side	2	
14	36022	(000000-) Strip, Retainer	2	
15	36000	(000000-) Strip	1	
16	36001	(000000-) Seal, Hopper Top	1	
17	36228	(000000-) Skirt, L.H.	1	
18	36227	(000000-) Retainer, L.H.	1	
19	35717	(000000-) Skirt	1	
20	35723	(000000-) Strip, Retainer	1	
21	36003	(000000-) Skirt, Brush Wrap	1	
22	35722	(000000-) Strip, Retainer	1	
23	09342	(000000-) Chain, Link	1	
∇	24	02287	(000000-) Panel Assembly, Lower, L.H.	1
▲	25	06340	(001861-) Skir	1
▲	26	06341	(001861-) Retainer, Skirt	1
▲	27	35903	(000000-) Seal, Foam Rubber	1
▲	28	02274	(000000-) Seal, Brush	1
▲	29	51375	(000000-) Fastener	1
▲	30	06344	(000000-001860)	Replacement Kit, Skirt	1

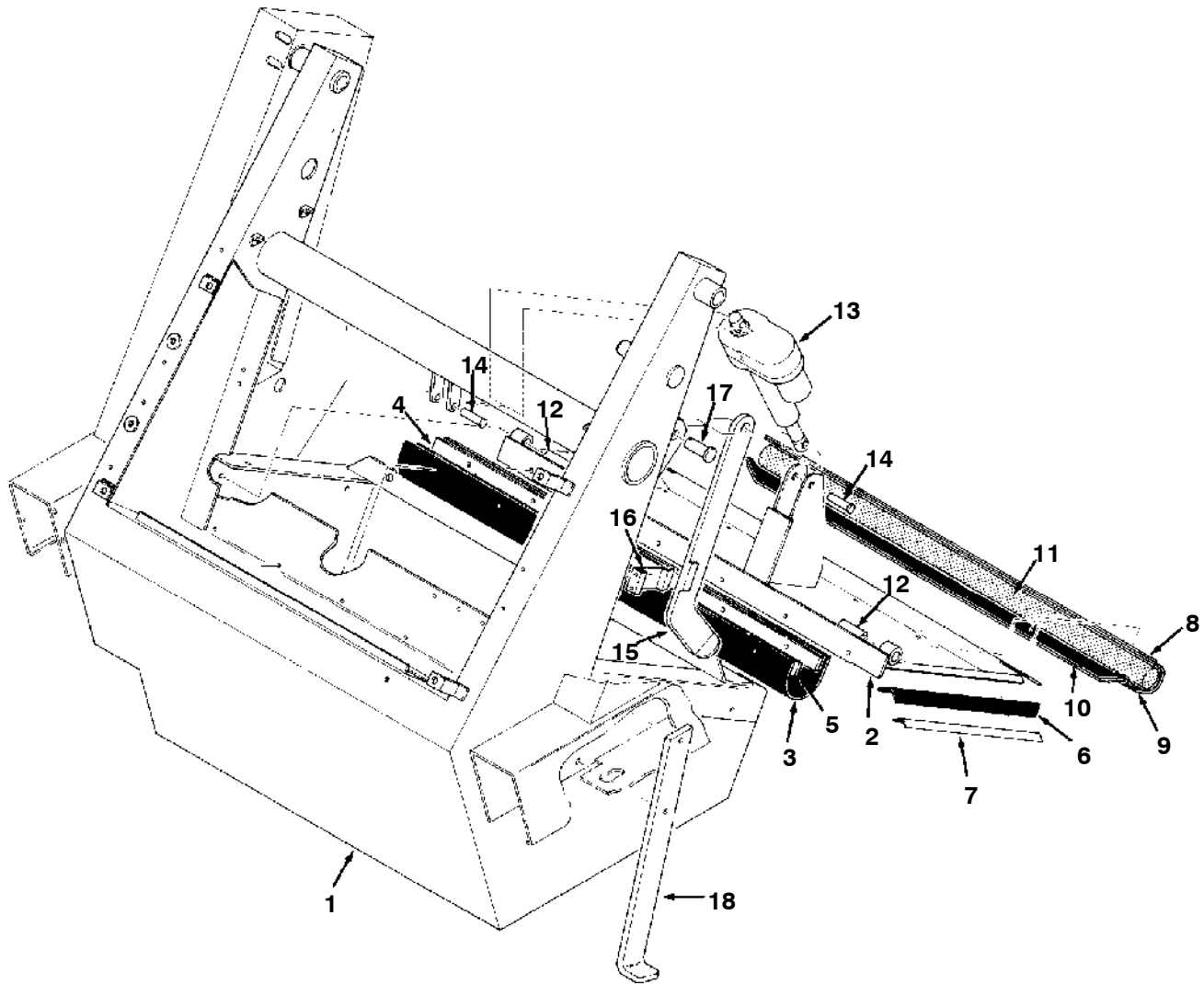


Fig. 4 - Hopper Group

Fig. 4 - Hopper Group

Ref.	Tennant Part No.	Machine Serial Number	Description	Qty.
1	02095	(000000-) Hopper	1
2	02113	(000000-) Door	1
3	02118	(000000-) Seal, Hopper Door	1
4	02159	(000000-) Strip, Hopper Seal	1
5	02162	(000000-) Strip, Hopper Seal	1
6	02160	(000000-) Seal, Hopper Side	2
7	02161	(000000-) Retainer, Side Seal	2
∇	02353	(000000-) Seal Assembly, Hopper Lip	1
▲	8 02162	(000000-) Strip, Hopper Seal	1
▲	9 02352	(000000-) Seal, Hopper Lip	1
▲	10 02204	(000000-) Strip, Hopper Seal	1
	11 02360	(000000-) Seal, Foam Rubber	1
	12 02131	(000000-) Tube	2
	13 87445	(000000-) Actuator	1
	14 43290	(000000-) Pin, Clevis	2
	15 02231	(000000-) Arm, Safety	1
	16 87244	(000000-) Clip, Spring	1
	17 02141	(000000-) Pin, Clevis	1
	18 02257	(000000-) Leg, Safety	1

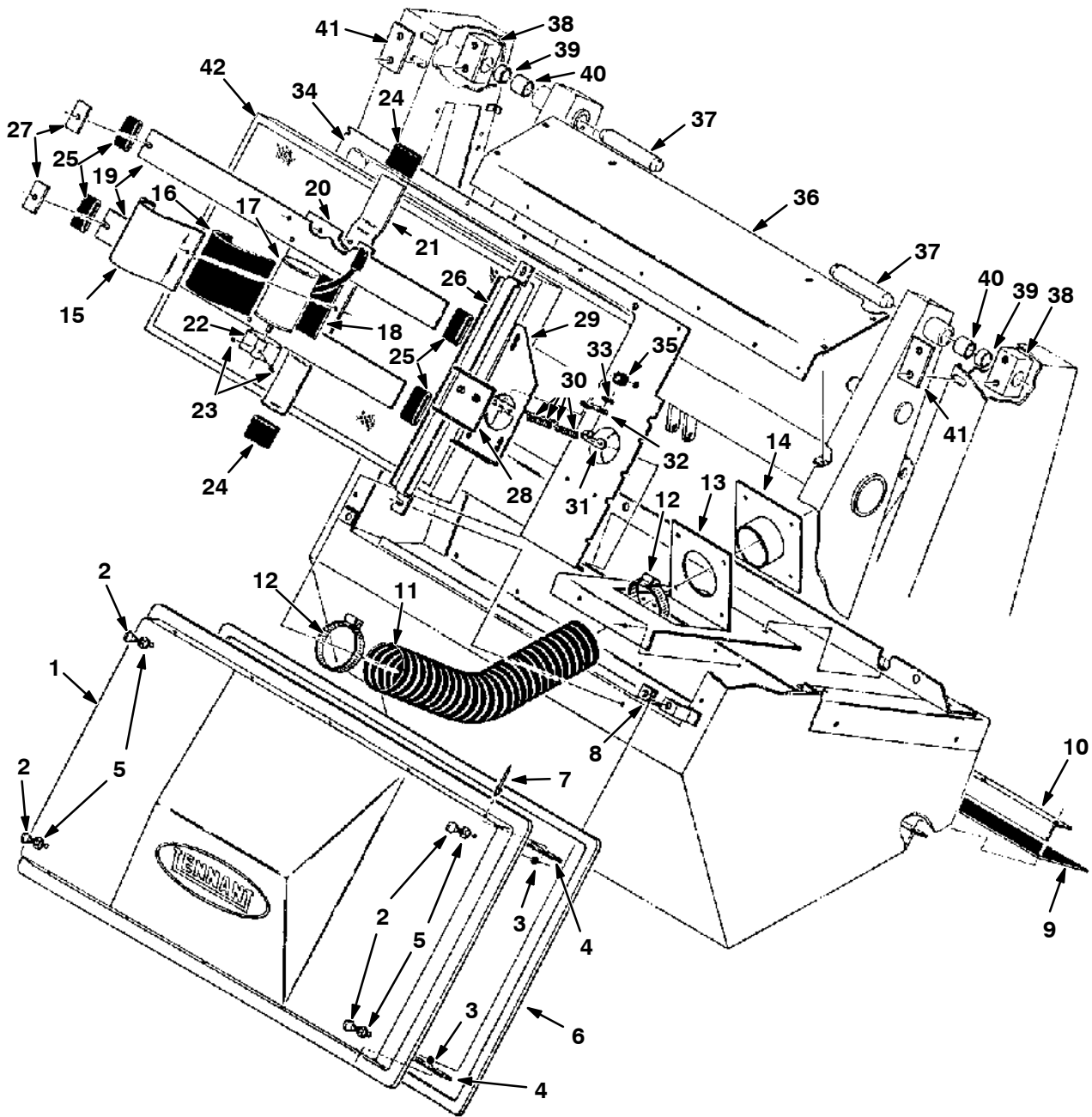


Fig. 5 - Filter Shaker Group

Fig. 5 - Filter Shaker Group

	Ref.	Tennant Part No.	Machine Serial Number	Description	Qty.
▽	1	02167	(000000-) Cover Assembly, Filter	1
▲	2	25665	(000000-003193) Replacement Kit, Thumb Screw F/12947	4
▲	2	25656	(003194-) Thumb Screw	4
▲	3	26015	(000000-003193) Fastener	4
▲	3	25663	(003194-) Nut, Speed	4
▲	4	36675	(000000-) Bar, Stiffener	2
▽	5	08156	(000000-) Retainer, Screw	4
▲	6	02169	(000000-) Seal, Foam Rubber	1
▲	7	56799	(000000-) Rivet, Pop	10
	8	28165	(000000-) Fastener	4
	9	02117	(000000-) Seal, Hopper Lip	1
	10	35783	(000000-) Bracket, L	1
	11	43490	(000000-) Hose	1
	12	43555	(000000-) Clamp, Worm Drive	2
	13	02164	(000000-) Bracket, Hose	1
	14	47476	(000000-) Collar, Float	1
	15	36666	(000000-) Strap, Shaker Motor	1
	16	36658	(000000-) Pad, Rubber	1
	17	44939	(000000-) Motor, Shaker	1
	18	02165	(000000-) Pad, Rubber	1
	19	02305	(000000-) Bar, Beater	2
	20	02282	(000000-) Base, Motor	1
	21	36672	(000000-) Mount, Motor	1
	22	55130	(000000-) Weight, Eccentric	1
	23	57496	(000000-) Screw, Nylon Set	2
	24	36665	(000000-) Sleeve, Rubber	2
	25	36663	(000000-) Sleeve, Rubber	4
	26	02280	(000000-) Clamp, Spring	1
	27	02394	(000000-) Plate, Beater Bar	2
	28	02306	(000000-) Plate, Fire Door	1
	29	02348	(000000-) Base, Fire Door	1
	30	54743	(000000-) Spring, Compression	4
	31	02341	(000000-) Bracket, Link	1
	32	46167A	(000000-) Link, Fusible	1
	33	58075	(000000-) Clip, Push-On	1
	34	02137	(000000-) Housing, Filter	1
	35	10632-11	(000000-) Grommet	1
	36	02163	(000000-) Panel, Top Filter	1
	37	58676	(000000-) Pin, C	2
▽	38	02173	(000000-) Pivot Assembly, Hopper	2
▲	39	35688	(000000-) Bearing, Journal	1
▲	40	35529	(000000-) Bearing, Journal	1
	41	02174	(000000-) Bar, Mounting	2
▽	42	87550	(000000-) Filter Assembly	1
▲		65375	(000000-) Gasket	1

MULTI-LEVEL DUMP MODEL PARTS

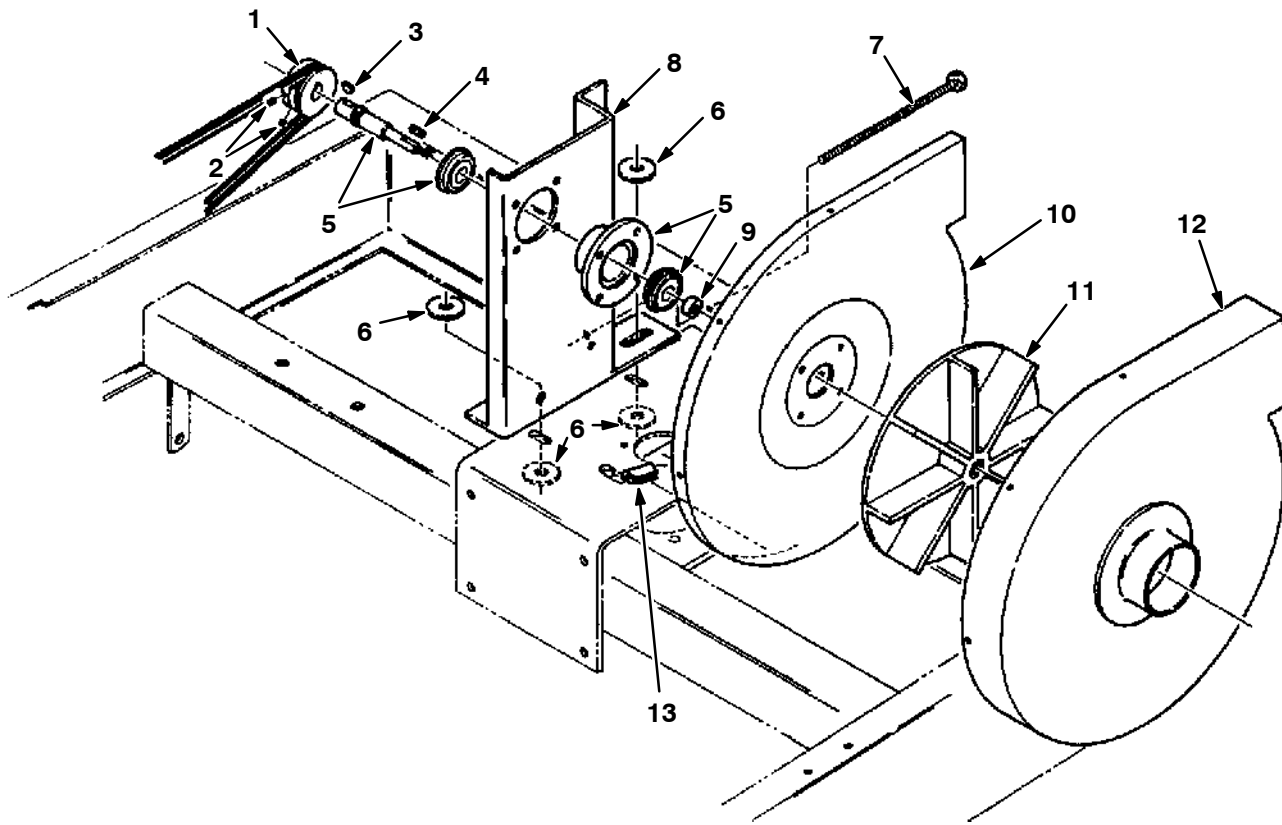


Fig. 6 - Vacuum Fan Group

02990

Ref.	Tennant Part No.	Machine Serial Number	Description	Qty.
1	87630	(000000-) Sheave, Fan	1
2	39327	(000000-) Screw, Set	2
3	00500-4	(000000-) Key, Woodruff	1
4	00960	(000000-) Key, Square	1
5	16934	(000000-) Shaft, Bearing and Flange Assembly	1
6	46983	(000000-) Sleeve	4
7	02198	(000000-) Screw, Full Thread	1
8	02049	(000000-) Bracket, Fan Mount	1
9	10362	(000000-) Sleeve	1
10	02221	(000000-) Plate, Housing Backing	1
11	54235	(000000-002071) Impeller	1
11	08143	(002072-) Impeller	1
12	02220	(000000-) Housing, Fan	1
13	03433	(000000-) Molding, Rigid	2

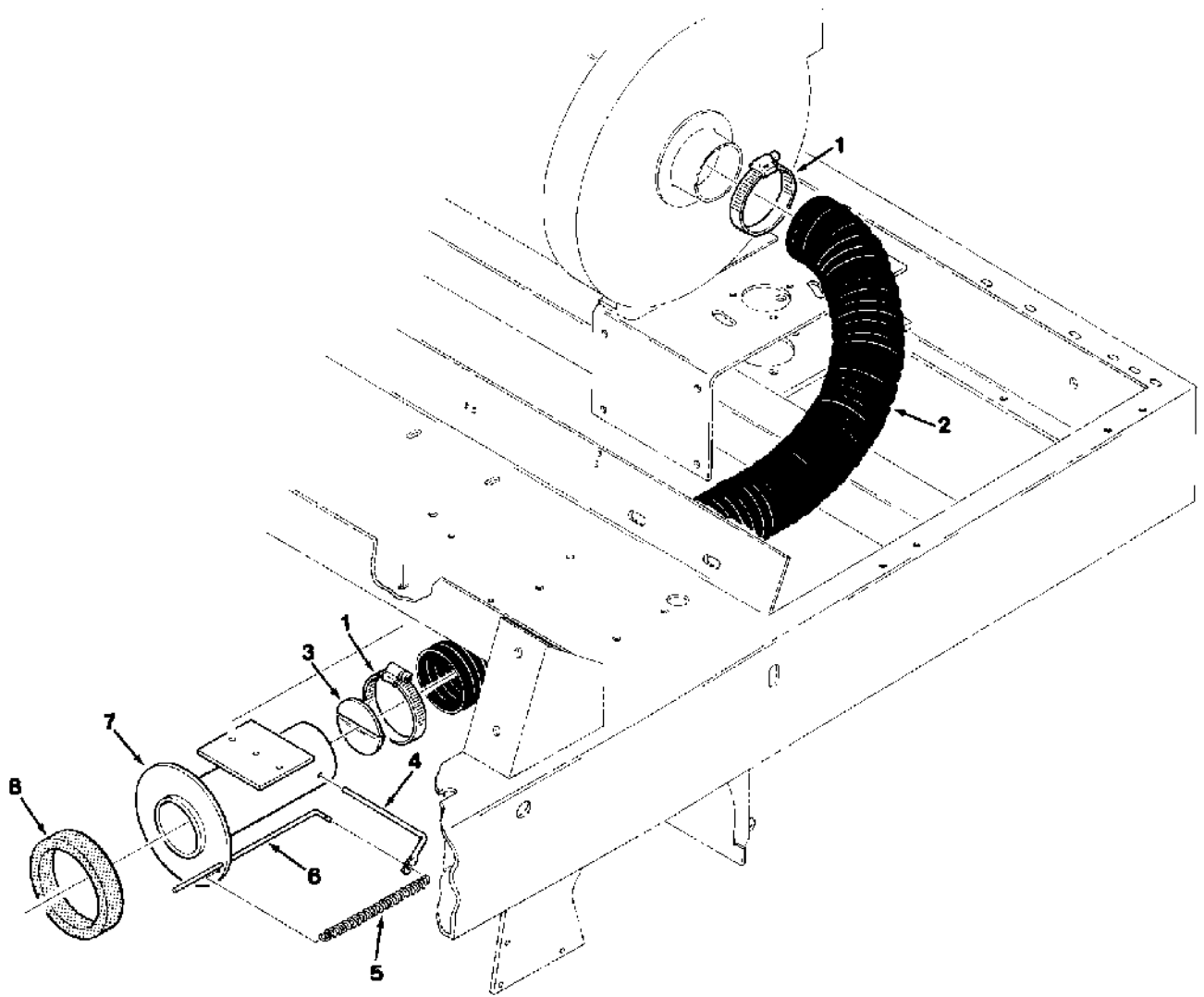


Fig. 7 - Vacuum Fan Shutoff Group

02996

Ref.	Tennant Part No.	Machine Serial Number	Description	Qty.
1	43555	(000000-) Clamp, Worm Drive	2
2	02194	(000000-) Hose	1
3	02192	(000000-) Plate, Damper	1
4	02191	(000000-) Lever, Damper	1
5	29260	(000000-) Spring, Tension	1
6	02193	(000000-) Rod, Vacuum Control	1
7	02187	(000000-) Connection, Vacuum	1
8	02381	(000000-) Sleeve	1

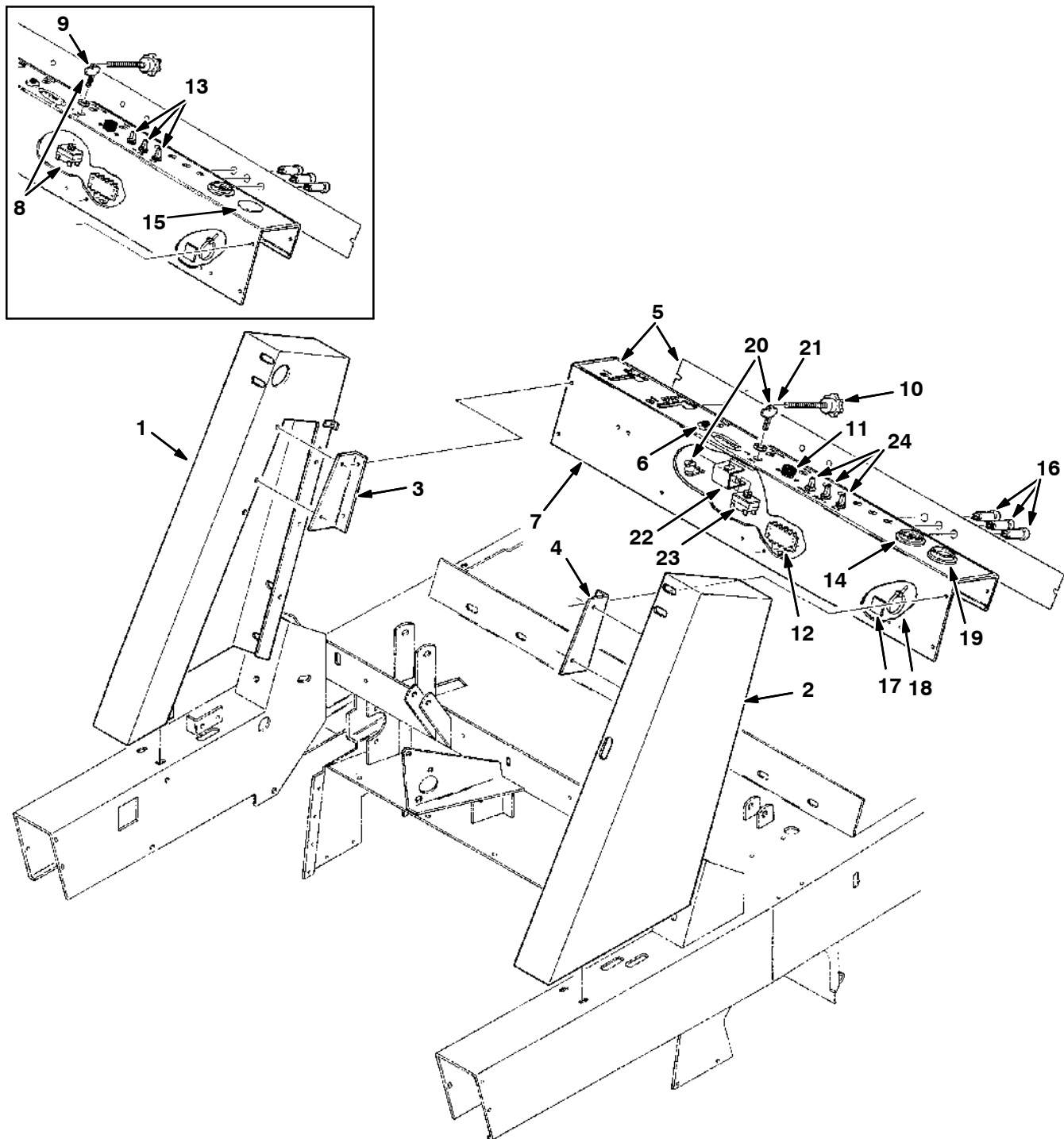
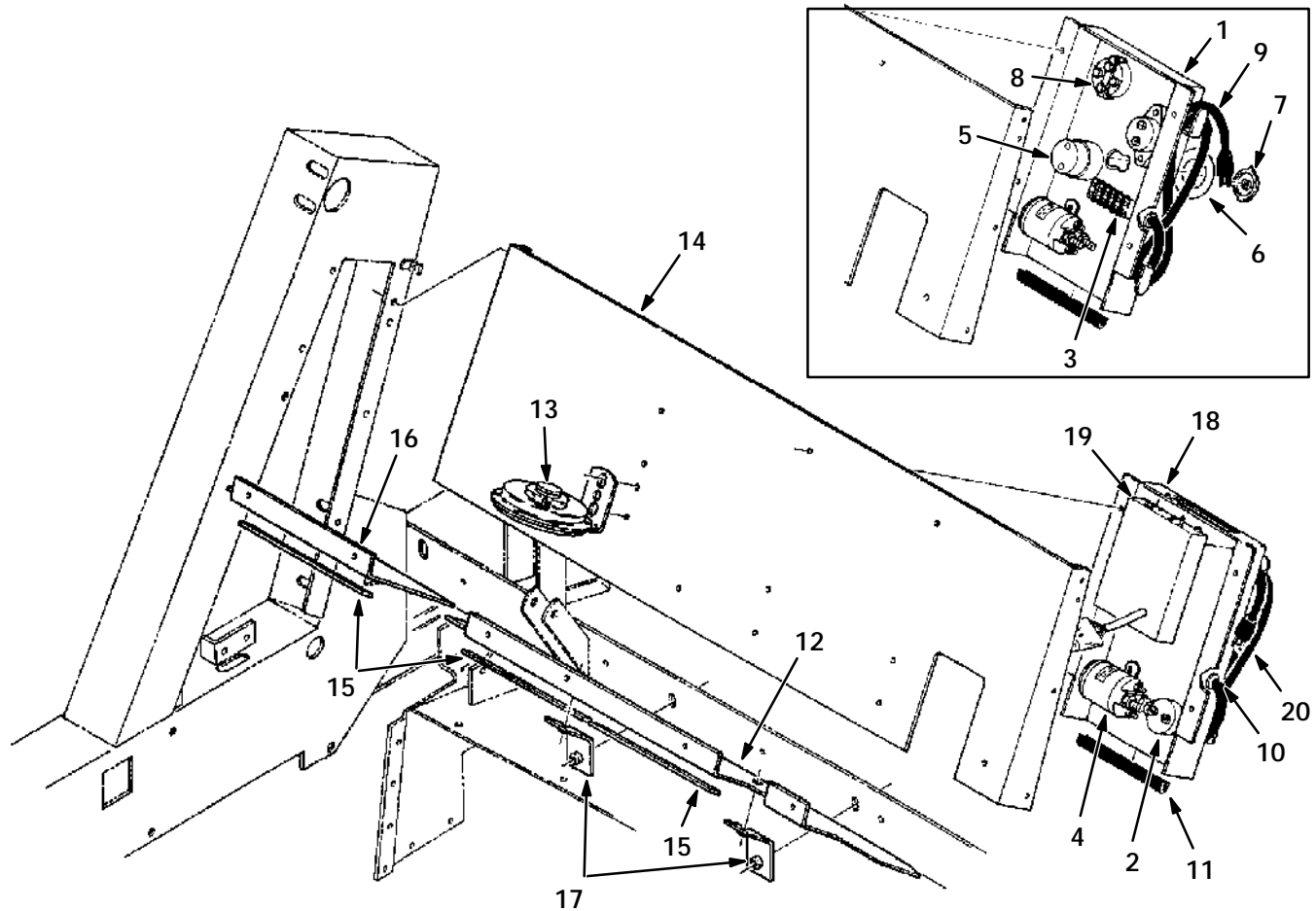


Fig. 8 - Instrument Panel Group

Fig. 8 - Instrument Panel Group

Ref.	Tenant Part No.	Machine Serial Number	Description	Qty.
1	02180	(000000-) Support, Lintel, R.H.	1
2	02181	(000000-) Support, Lintel, L.H.	1
3	02157	(000000-) Bracket, Support, R.H.	1
4	02158	(000000-) Bracket, Support, L.H.	1
5	25891	(000000-) Label, Instrument Panel	1
6	44828	(000000-) Switch, Push	1
7	02155	(000000-004855) Panel, Instrument	1
7	70329	(004856-) Panel, Instrument	1
8	33285	(000000-004855) Switch Assembly, Key	1
9	31204	(000000-004855) Key, Switch	1
10	06505	(000000-) Knob	1
11	44078	(000000-) Switch, Push	1
12	02327	(000000-) Diode and Terminal Strip Assembly	1
13	63222	(000000-004855) Switch, Toggle	3
14	34810	(000000-) Gauge, Hour Meter	1
15	82747	(000000-003859) Plugbutton	1
16	57164	(000000-) Breaker, Circuit	3
17	55248	(000000-) Mount, Cable Tie	4
18	49266	(000000-) Tie, Cable	4
19	60588	(003860-) Meter, Volt 36V	1
20	70323	(004856-) Switch Assembly, Key	1
21	21570	(004856-) Key, Switch	1
22	70318	(004856-) Bracket, Lock	1
23	70321	(004856-) Switch, Seal	1
24	70322	(004856-) Switch, Seal	3

MULTI-LEVEL DUMP MODEL PARTS



03008

Fig. 9 - Electrical Panel Group

Ref.	Tennant Part No.	Machine Serial Number	Description	Qty.
1	02311	(000000-003859)	Panel, Electrical Component	1
2	44343-2	(000000-)	Breaker, Circuit	1
3	26523	(000000-003859)	Strip, Terminal	1
4	45405	(000000-)	Contactora	1
5	61104	(000000-003859)	Switch, Timer	1
	04126B	(000000-003859)	Terminal, Spade	2
6	41609	(000000-003859)	Decal, Timer	1
7	61106	(000000-003859)	Knob, Timer Pointer	1
8	29688	(000000-003859)	Ammeter, Charger	1
9	36456	(000000-003859)	Cord, Power	1
	04126B	(000000-003859)	Terminal, Spade	1
10	29232	(000000-)	Strain Relief	1
11	62170-4	(000000-)	Molding, Rigid	1
12	02302	(000000-)	Panel, Floor, L.H.	1
13	10046	(000000-)	Horn	1
14	02203	(000000-)	Partition, Front Support	1
15	36171	(000000-)	Seal, Foam Rubber	3
16	02303	(000000-)	Panel, Floor, R.H.	1
17	02377	(000000-)	Bracket	2
18	60543	(003860-)	Panel, Electrical	1
19	50054	(003860-)	Control Box 36V	1
20	60565	(003860-)	Cord, Power	1

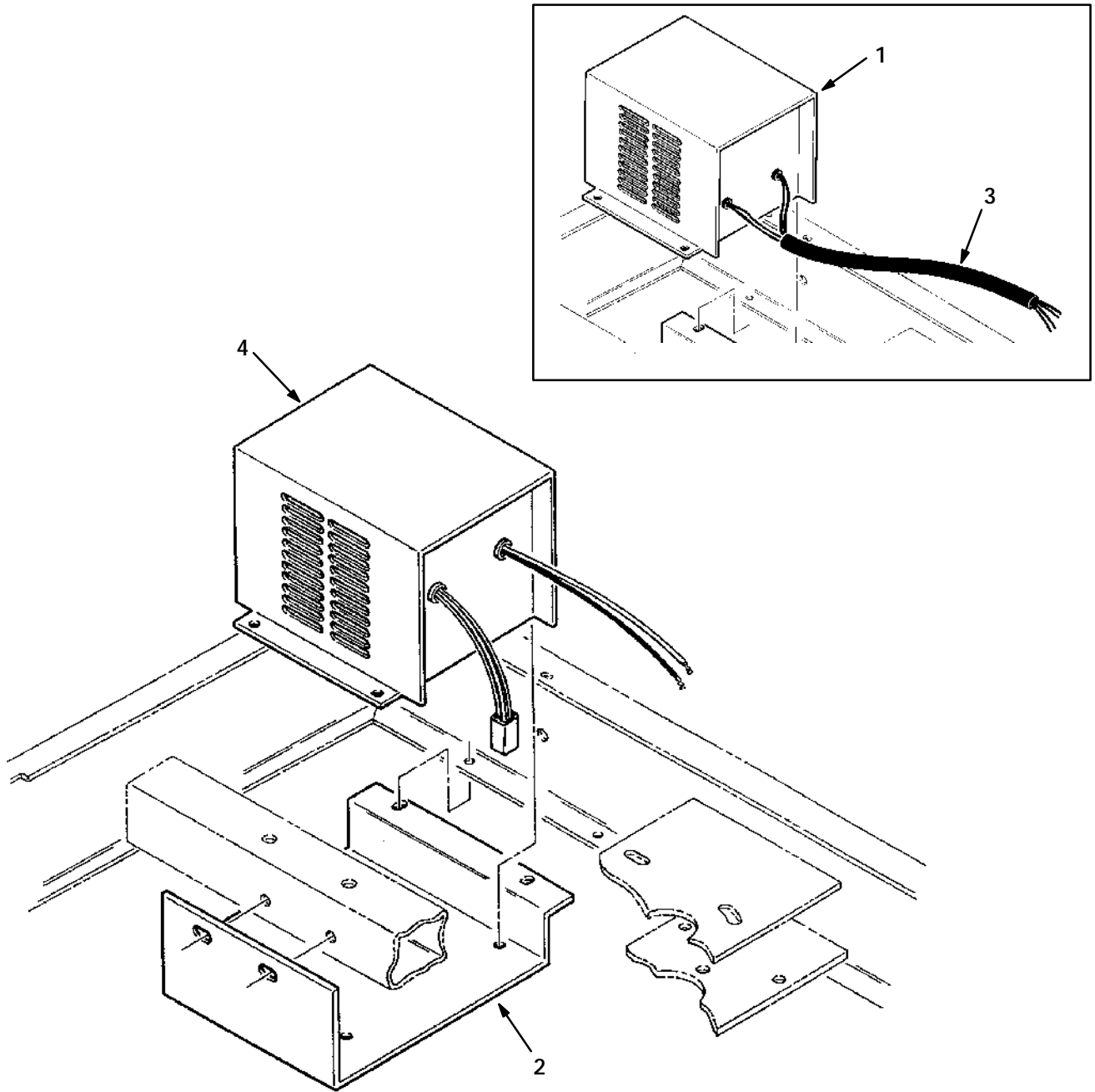
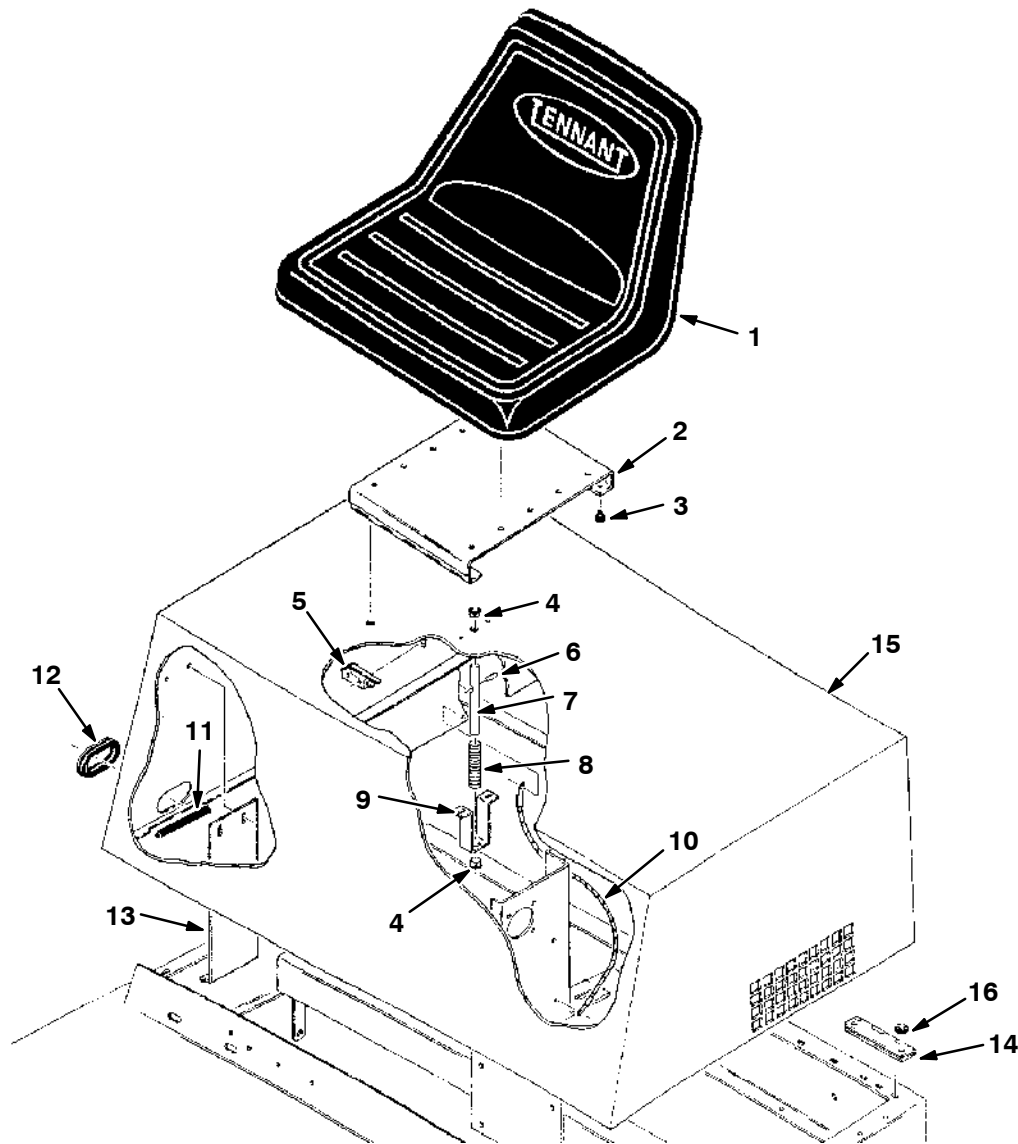


Fig. 10 - Battery Charger Group

03028

Ref.	Tennant Part No.	Machine Serial Number	Description	Qty.
1	60564	(000000-003859)	Replacement Kit, Charger F/36235	1
2	36449	(000000-)	Mount, Charger	1
3	36616	(000000-003859)	Sleeve, Vinyl	1
4	50051	(003860-)	Charger, Battery	1



03013

Fig. 11 - Seat Support Group

Ref.	Tennant Part No.	Machine Serial Number	Description	Qty.
1	82342	(000000-)	Seat Assembly	1
2	02288	(000000-)	Plate, Seat	1
3	51787	(000000-)	Bumper, Rubber	2
4	29991	(000000-)	Bushing, Flange	2
5	44847	(000000-)	Switch	1
6	26103	(000000-)	Pin, Roll	1
7	36283	(000000-)	Pin, Guide	1
8	32472	(000000-)	Spring, Compression	1
9	36288	(000000-)	Retainer, Spring	1
10	36192	(000000-)	Lanyard Assembly	1
11	62170-3	(000000-)	Molding, Rigid	1
12	36506	(000000-)	Grommet	1
13	36492-1	(000000-)	Spring, Latch	1
14	35895	(000000-)	Hinge	2
15	02261	(000000-)	Support, Seat	1
16	54527	(000000-)	Isolator, Rubber	4

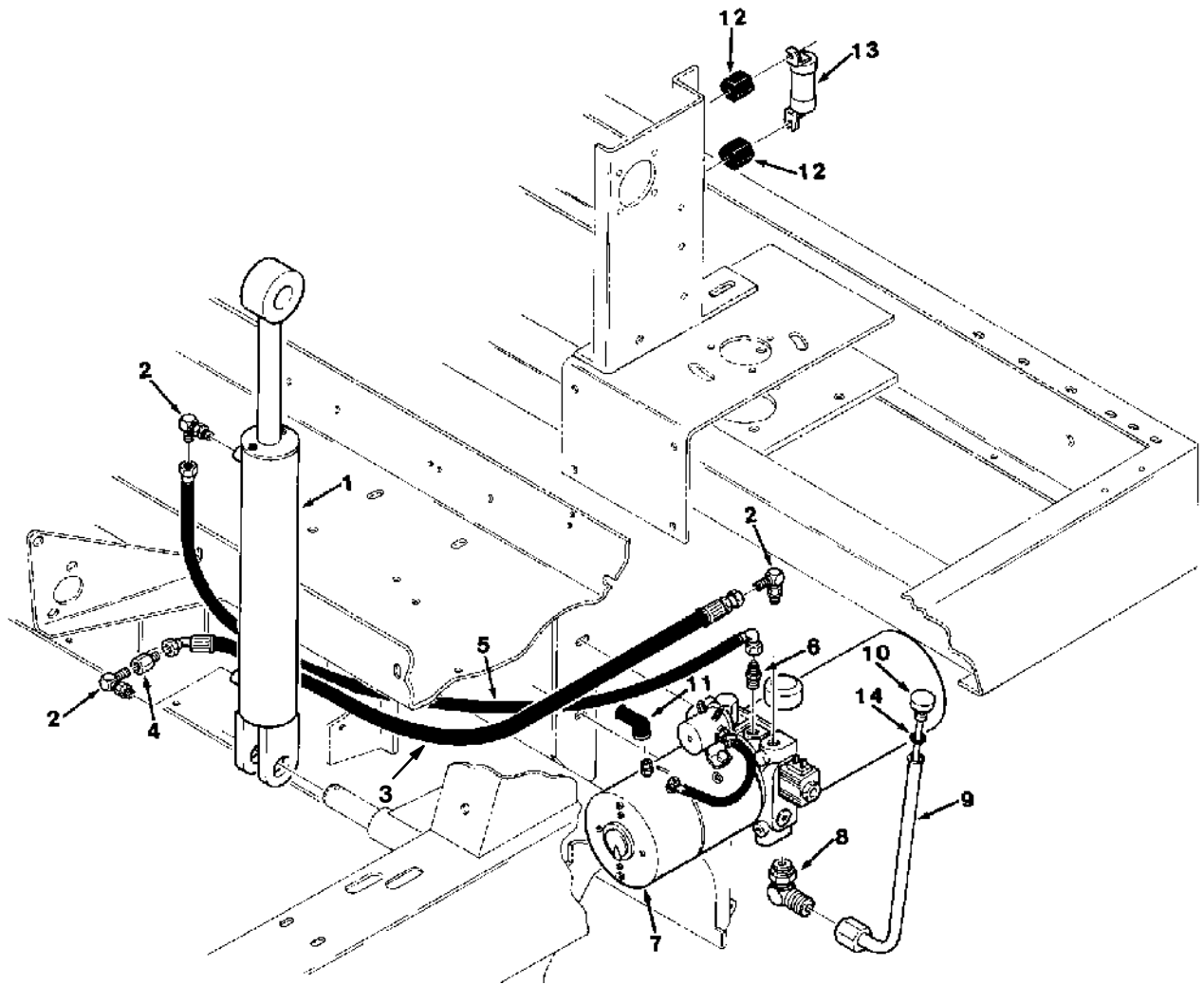
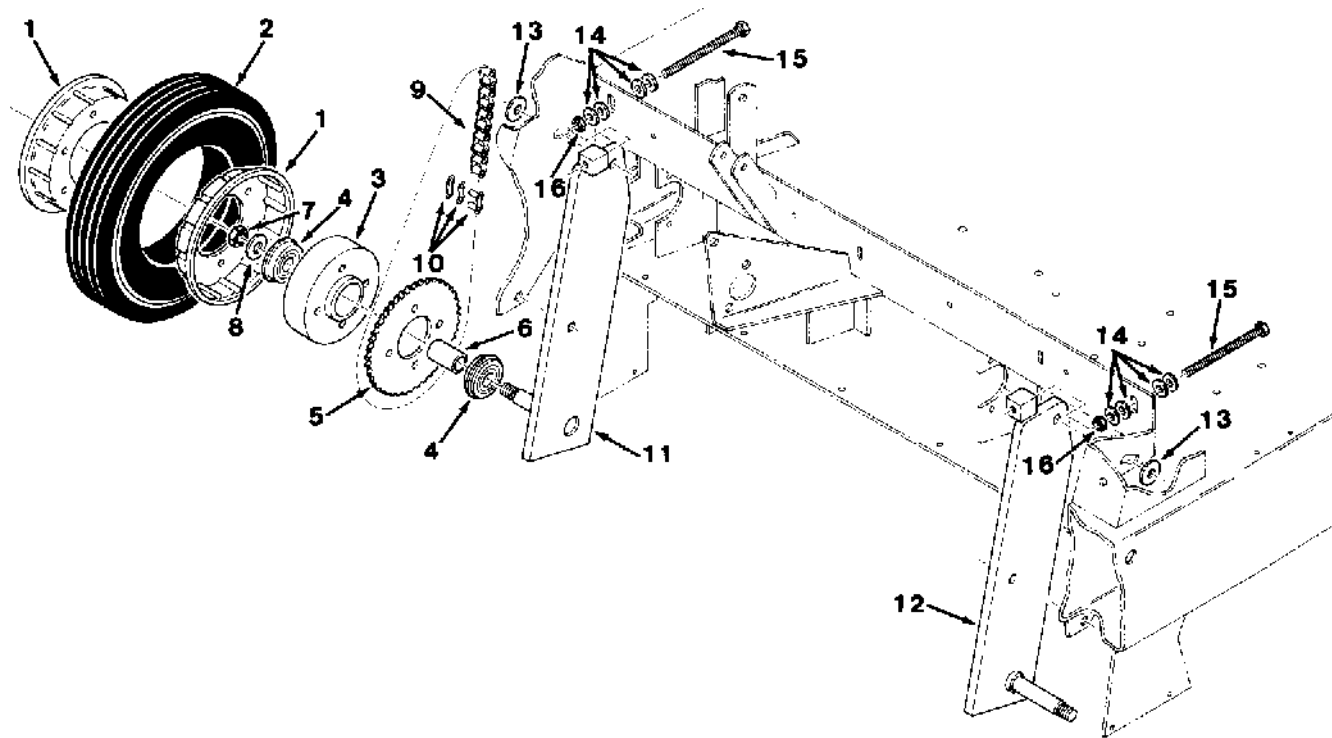


Fig. 12 - Hydraulic Group

02998

Ref.	Tennant Part No.	Machine Serial Number	Description	Qty.
1	04431	(000000-)	Cylinder, Hydraulic	1
2	47638	(000000-)	Fitting, Elbow	3
3	02361	(000000-)	Hose, Hydraulic	1
4	16456	(000000-)	Fitting, Straight	1
5	02205	(000000-)	Hose, Hydraulic	1
6	55586	(000000-)	Fitting, Straight	1
7	02294	(000000-)	Pump, Hydraulic	1
8	56827	(000000-)	Fitting, Elbow	1
9	02139	(000000-)	Tube, Hydraulic	1
10	02156	(000000-)	Dipstick Assembly	1
11	02076	(000000-)	Cover, Terminal	2
12	76062	(000000-)	Insulator, Panel	2
13	76143	(000000-)	Fuse, 120 A	1
14	77003	(000000-)	Seal, O-ring	1

MULTI-LEVEL DUMP MODEL PARTS



03003

Fig. 13 - Front Wheel Group

Ref.	Tennant Part No.	Machine Serial Number	Description	Qty.
1	10078	(000000-)	Wheel, Half	4
2	09027	(000000-)	Tire	2
3	02083	(000000-)	Housing, Bearing	2
4	07107	(000000-)	Bearing, Ball	4
5	33707	(000000-)	Sprocket	2
6	36146	(000000-)	Sleeve	2
7	40814	(000000-)	Nut, Nylon	2
8	15331	(000000-)	Washer	2
9	33721	(000000-)	Chain, Roller	2
10	07112	(000000-)	Link, Chain	2
11	02367	(000000-)	Plate, Support, R.H.	1
12	02368	(000000-)	Plate, Support, L.H.	1
13	36328	(000000-)	Washer, Belleville	2
14	41187	(000000-)	Washer, Belleville	8
15	02218	(000000-)	Screw, Full Thread	2
16	25014	(000000-)	Nut, Hex	2

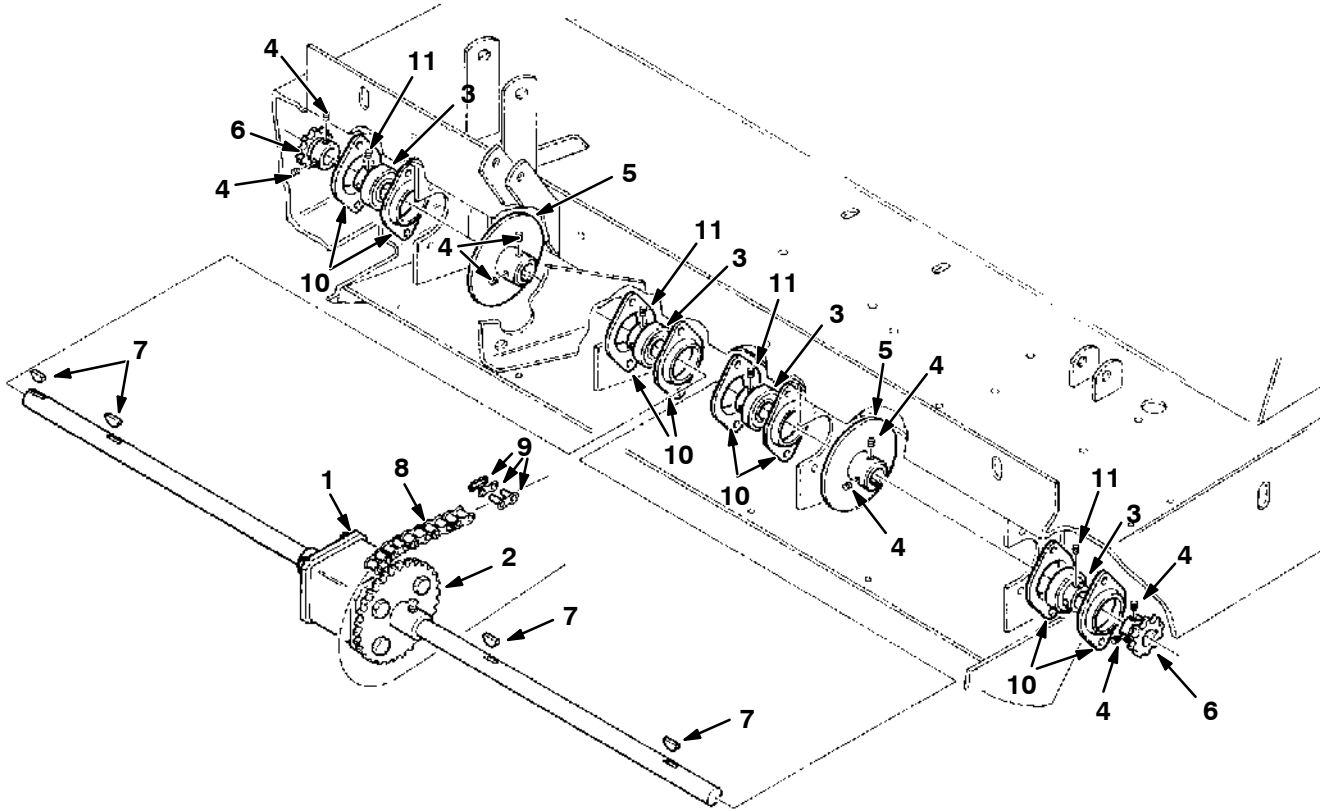


Fig. 14 - Differential Group

02985

Ref.	Tennant Part No.	Machine Serial Number	Description	Qty.
▽ 1	02044	(000000-)	Differential	1
▲ 2	12751	(000000-)	Sprocket	1
3	25887	(000000-)	Bearing and Collar	4
4	32366	(000000-)	Screw, Nylon Set	8
5	35927	(000000-)	Disc, Brake	2
6	35996	(000000-)	Sprocket	2
7	00500-10	(000000-)	Key, Woodruff	4
8	02375	(000000-)	Chain, Roller	1
9	07112	(000000-)	Link, Chain	1
10	35973	(000000-)	Flange, Bearing	8
11	79599	(000000-)	Screw, Nylon Set	8

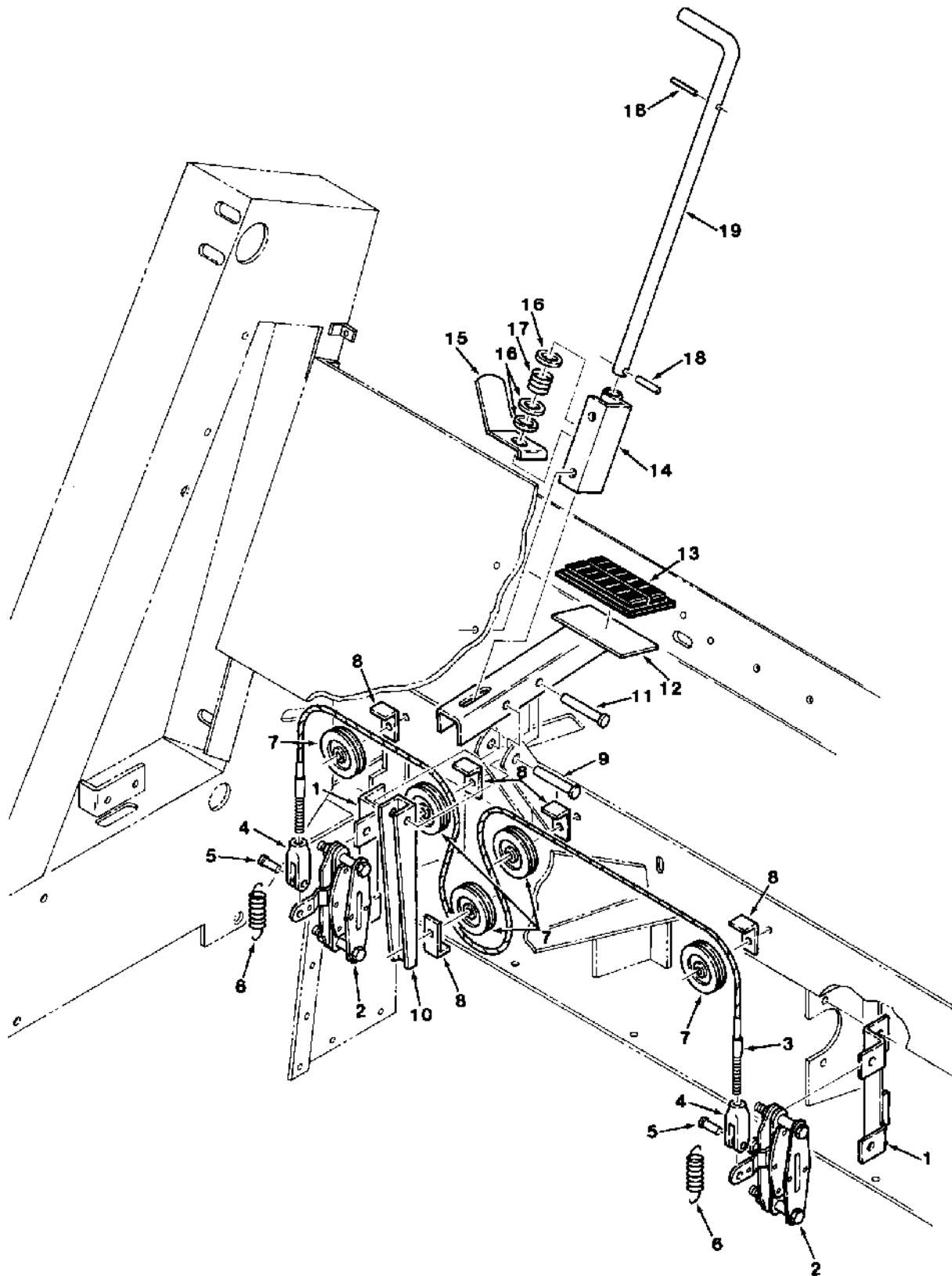


Fig. 15 - Brake Group

Fig. 15 - Brake Group

Ref.	Tennant Part No.	Machine Serial Number	Description	Qty.
1	35920	(000000-) Bracket, Brake	2
2	35921	(000000-) Brake Assembly, Disc	2
3	02239	(000000-) Cable, Brake	1
4	14595-1	(000000-) Clevis, Adjust	2
5	02357	(000000-) Pin, Clevis	2
6	28281	(000000-) Spring, Tension	2
7	36070	(000000-) Pulley, Cable	5
8	36077	(000000-) Bracket, L	5
9	29584	(000000-) Pin, Clevis	1
10	02241	(000000-) Channel, Pulley	1
11	29558	(000000-) Pin, Clevis	1
12	02237	(000000-) Pedal, Brake	1
13	51109	(000000-) Pad	1
14	35917	(000000-) Bracket, Parking Brake	1
15	35918	(000000-) Lever, Release	1
16	32486	(000000-) Washer	3
17	03560	(000000-) Spring, Compression	1
18	28270	(000000-) Pin, Roll	2
19	02235	(000000-) Rod, Parking Brake	1

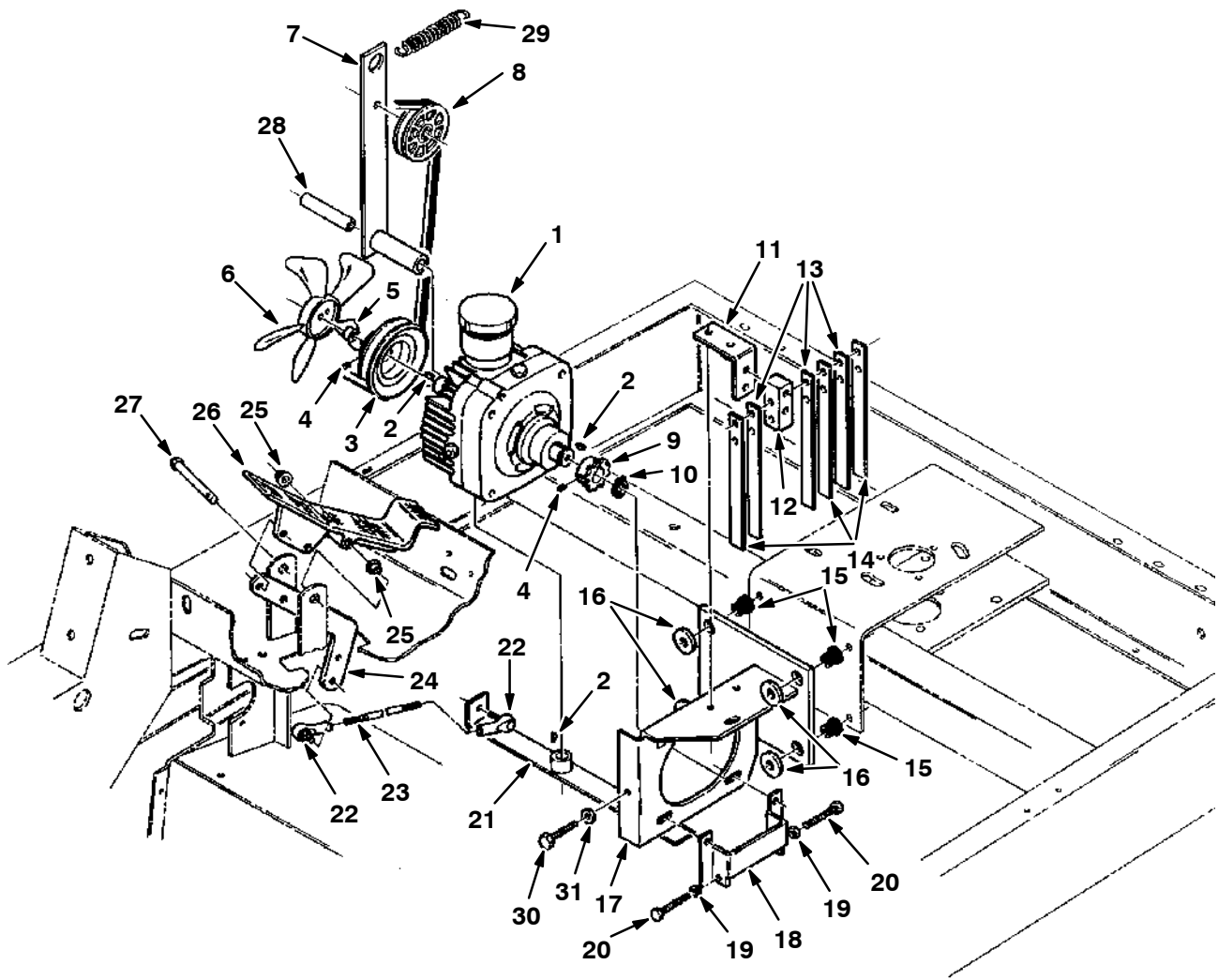


Fig. 16 - Transmission and Linkage Group

Fig. 16 - Transmission and Linkage Group

Ref.	Tennant Part No.	Machine Serial Number	Description	Qty.
1	02048	(000000-) Transmission	1
2	39048	(000000-) Key, Woodruff	3
3	35967	(000000-) Sheave, Transmission	1
4	57496	(000000-) Screw, Nylon Set	2
5	06857	(000000-) Sleeve, Transmission	1
6	02053	(000000-) Fan, Cooling	1
7	02047	(000000-) Arm, Idler	1
8	02355	(000000-) Sheave, Idler	1
9	35999	(000000-) Sprocket	1
10	23225	(000000-) Ring, Retaining	1
11	36036	(000000-) Strap, Support	1
12	35897	(000000-) Block, Spring Mounting	1
13	49681	(000000-) Plate, Spring	3
14	36462	(000000-) Spring, Directional Control	3
15	54274	(000000-) Isolator, Vibration	4
16	46983	(000000-) Sleeve	4
17	03930	(000000-) Mount, Transmission	1
18	35991-1	(000000-) Stop, Transmission	1
19	19313	(000000-) Nut, Hex	2
20	39612	(000000-) Screw, Full Thread	2
21	06856	(000000-) Arm, Pintle	1
22	36466	(000000-) Ball Joint	2
23	36057	(000000-) Stud	1
24	36056	(000000-) Bar, Propulsion	1
25	36556	(000000-) Bearing, Nylon	2
26	42240	(000000-) Pedal, Foot	1
27	06474A	(000000-) Pin, Clevis	1
28	02090	(000000-) Tube	1
29	29499	(000000-) Spring, Tension	1
30	55347	(000000-) Screw, Hex	1
31	32522	(000000-) Nut, Hex, Jam	1

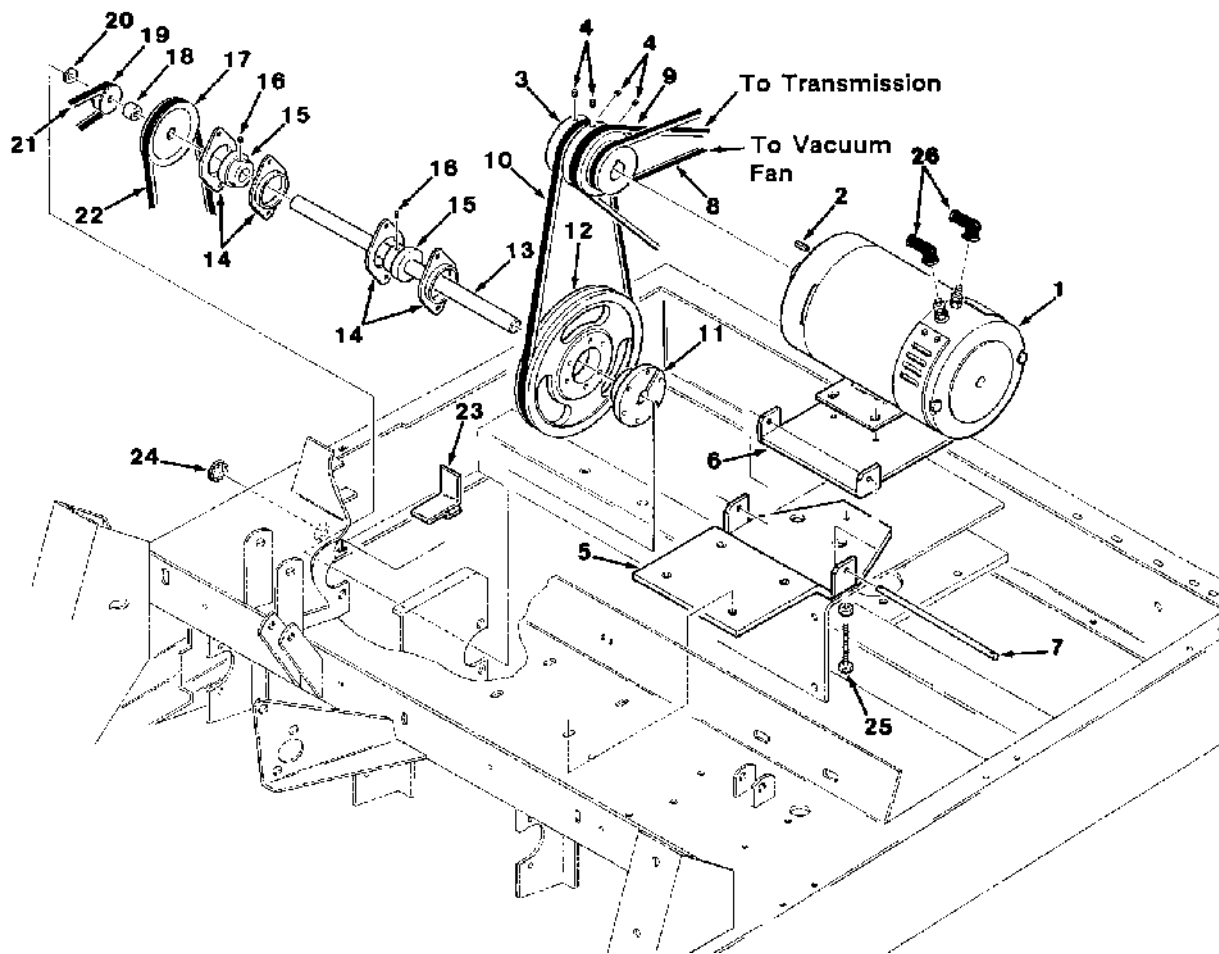


Fig. 17 - Motor and Jackshaft Group

Fig. 17 - Motor and Jackshaft Group

	Ref.	Tennant Part No.	Machine Serial Number	Description	Qty.
∇	1	36260	(000000-) Motor, Electric	1
▲	2	00927	(000000-) Key, Square	1
▲		38824	(000000-) Brush Set	1
	3	02055	(000000-) Sheave, Motor Drive	1
	4	50011	(000000-) Screw, Nylon Set	4
	5	02122	(000000-) Support, Jackshaft	1
	6	06852	(000000-) Plate, Motor	2
	7	06854	(000000-) Rod, Motor Plate	2
	8	52250	(000000-) V-Belt	1
	9	36543	(000000-) V-Belt	1
	10	23445	(000000-) V-Belt	1
	11	02256	(000000-) Bushing, Taper Lock	1
	12	02045	(000000-) Sheave	1
	13	35803	(000000-) Jackshaft, Brush Drive	1
	14	35973	(000000-) Flange, Bearing	4
	15	25887	(000000-) Bearing and Collar	2
	16	32366	(000000-) Screw, Nylon Set	4
	17	36112	(000000-) Sheave	1
	18	35804	(000000-) Sleeve	1
	19	35791	(000000-) Sheave	1
	20	41187	(000000-) Washer, Belleville	1
	21	02385	(000000-) V-Belt	1
	22	04022	(000000-) V-Belt	1
	23	02260	(000000-) Bracket, Belt Guide	1
	24	47178	(000000-) Plugbutton	1
	25	45214	(000000-) Screw, Hex	1
	26	02076	(000000-) Cover, Terminal	2

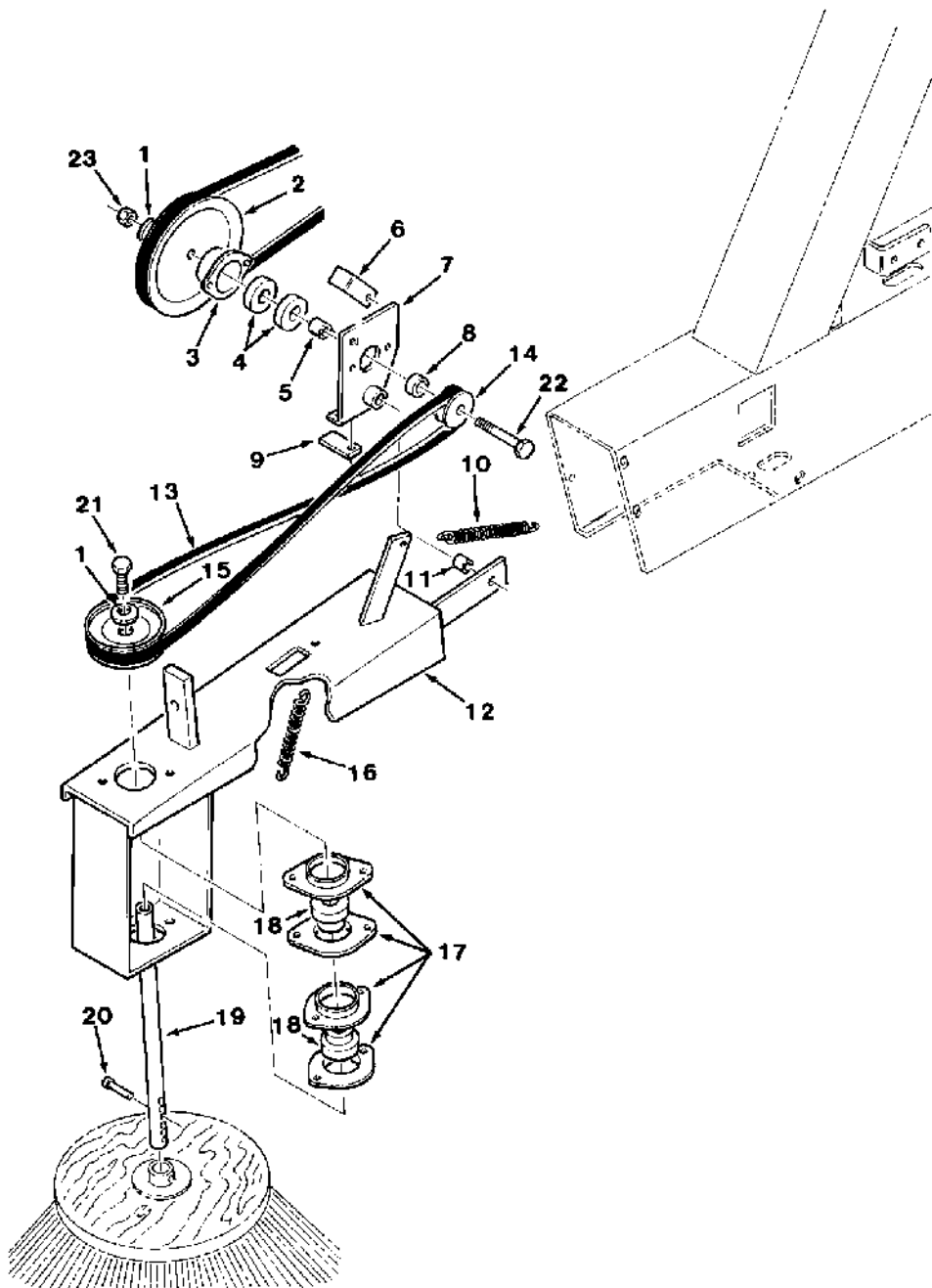


Fig. 18 - Side Brush Drive Group

Fig. 18 - Side Brush Drive Group

Ref.	Tennant Part No.	Machine Serial Number	Description	Qty.
1	41187	(000000-) Washer, Belleville	2
2	36133	(000000-) Sheave	1
3	35799	(000000-) Housing, Bearing	1
4	28010	(000000-) Bearing, Ball	2
5	35797	(000000-) Sleeve, Bearing	1
6	35889	(000000-) Bracket, L	1
7	36350	(000000-) Plate, Side Brush	1
8	48619	(000000-) Spacer, Brush	1
9	36557	(000000-) Strip	1
10	13352	(000000-) Spring, Tension	1
11	36354	(000000-) Sleeve	1
12	35794A	(000000-) Bracket, Side Brush	1
13	35790	(000000-) V-Belt	1
14	35791	(000000-) Sheave	1
15	35792	(000000-) Sheave	1
16	29499	(000000-) Spring, Tension	1
17	48636	(000000-) Flange, Bearing	4
18	48635	(000000-) Bearing and Collar	2
	57496	(000000-) Screw, Nylon Set	2
19	35802	(000000-) Shaft, Side Brush	1
20	15173	(000000-) Pin, Clevis	1
21	06460	(000000-) Screw, Hex, L.H.	1
22	32338	(000000-) Screw, Hex, L.H.	1
23	41659	(000000-) Nut, L.H.	1

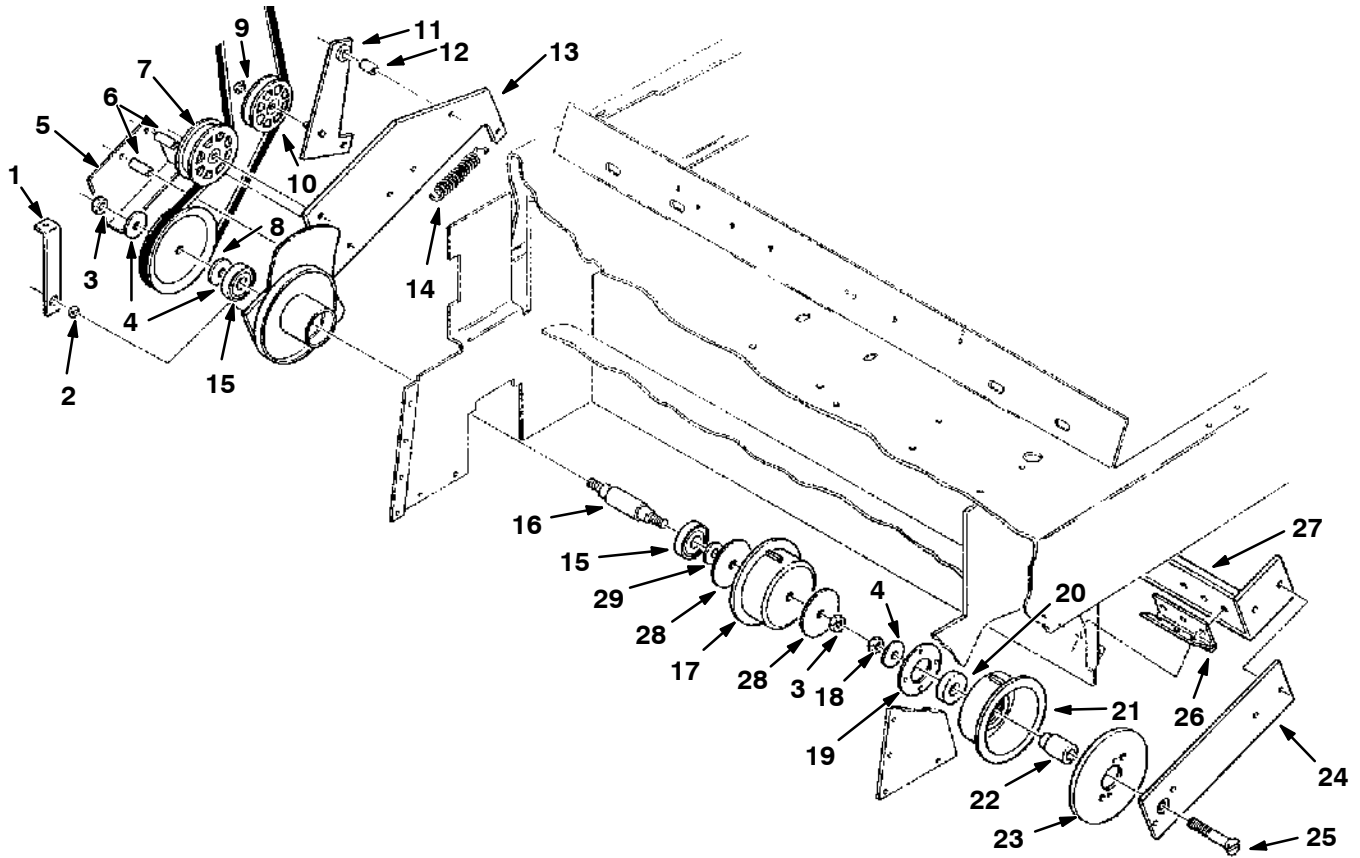


Fig. 19 - Main Brush Drive Group

Fig. 19 - Main Brush Drive Group

Ref.	Tennant Part No.	Machine Serial Number	Description	Qty.
1	36051	(000000-) Bracket, Brush Lift	1
2	36076	(000000-) Sleeve	1
3	35846	(000000-) Nut, Hex, L.H.	2
4	35843	(000000-) Washer	3
5	36514	(000000-) Guard	1
6	36513	(000000-) Sleeve	2
7	02356	(000000-) Pulley, Idler	1
8	35994	(000000-) Sheave	1
9	09663-2	(000000-) Ring, Retaining	1
10	02355	(000000-) Sheave, Idler	1
11	36335	(000000-) Arm, Idler	1
12	36420	(000000-) Bushing	1
13	02056	(000000-) Arm, Bail, R.H.	1
14	29499	(000000-) Spring, Tension	1
15	46390	(000000-) Bearing, Ball	2
16	02050	(000000-) Shaft, Brush Drive	1
17	35840	(000000-) Plug, Brush Drive	1
18	36644	(000000-) Nut, Nylon	1
19	35836	(000000-) Retainer, Bearing	1
20	46390	(000000-) Bearing, Ball	1
21	35845	(000000-) Plug, Brush Idler	1
22	35837	(000000-) Shaft, Plug	1
23	35835	(000000-) Shield, Plug	1
24	35942	(000000-) Arm, Bail, L.H.	1
25	25045	(000000-) Screw, Flat Head	1
26	35964	(000000-) Hinge	2
27	36280	(000000-) Support, Bail Arm	1
28	02384	(002072-) Washer	2
29	39346	(002072-) Washer	1

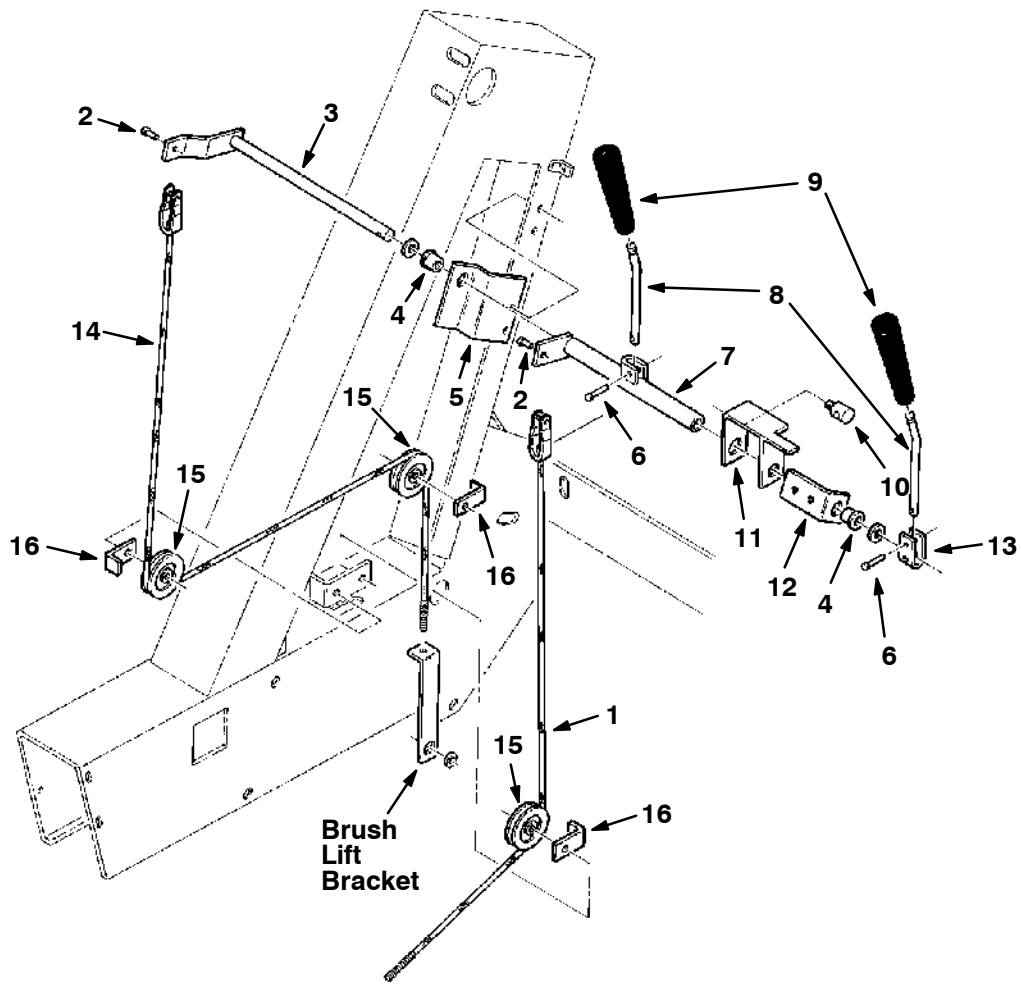


Fig. 20 - Brush Lift Group

02994

Ref.	Tennant Part No.	Machine Serial Number	Description	Qty.
1	02200	(000000-)	Cable Assembly, Side Brush, Lift	1
2	36376	(000000-)	Pin, Clevis	2
3	36096	(000000-)	Lift, Front	1
4	36173	(000000-)	Bearing, Shaft	2
5	02201	(000000-)	Bracket, Brush Lift	1
6	36191	(000000-)	Pin, Clevis	2
7	36053	(000000-)	Tube, Brush Lift	1
8	36054	(000000-)	Handle, Brush Lift	2
9	13199	(000000-)	Handle	2
10	06517	(000000-)	Trunnion, Adjustment	1
11	02154	(000000-)	Bracket, Adjustment	1
12	02151	(000000-)	Bracket, Brush Lift	1
13	36079	(000000-)	Strap, Brush Handle	1
14	36052-1	(000000-)	Cable Assembly, Main Brush, Lift	1
15	36070	(000000-)	Pulley, Cable	3
16	36077	(000000-)	Bracket, L	3

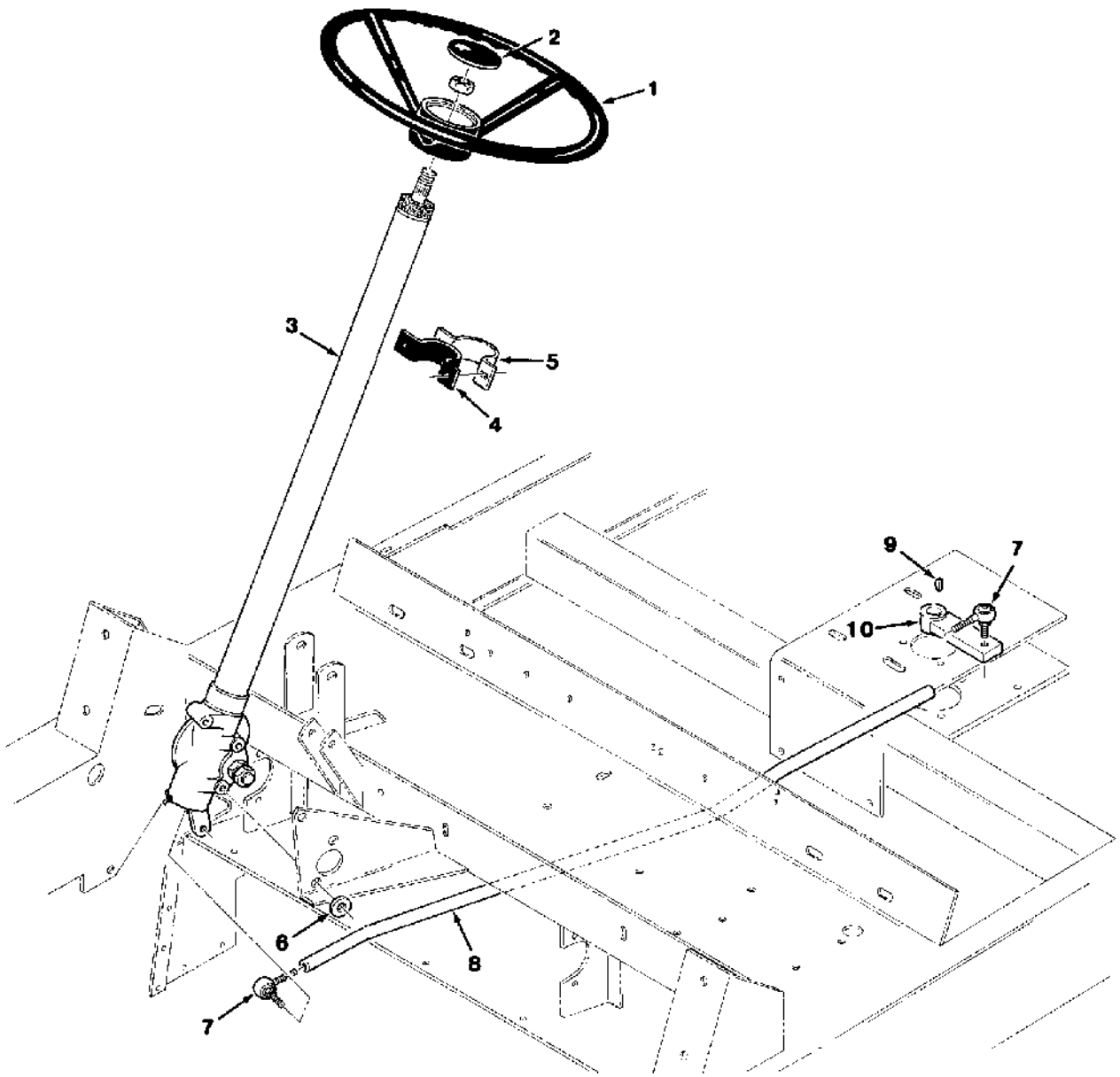


Fig. 21 - Steering Wheel Group

02992

Ref.	Tennant Part No.	Machine Serial Number	Description	Qty.
1	57499	(000000-)	Wheel, Steering	1
2	57497	(000000-)	Cap, Rubber	1
3	32470	(000000-006175)	Gear Assembly, Steering	1
3	375016	(006176-)	Gear Assembly, Steering	1
4	36302	(000000-)	Skirt	1
5	36055	(000000-)	Clamp, Steering Column	1
6	46983	(000000-)	Sleeve	3
7	35972	(000000-)	Ball Joint	2
8	32526	(000000-)	Rod, Steering	1
9	00500-10	(000000-)	Key, Woodruff	1
10	36499	(000000-)	Arm, Steering	1

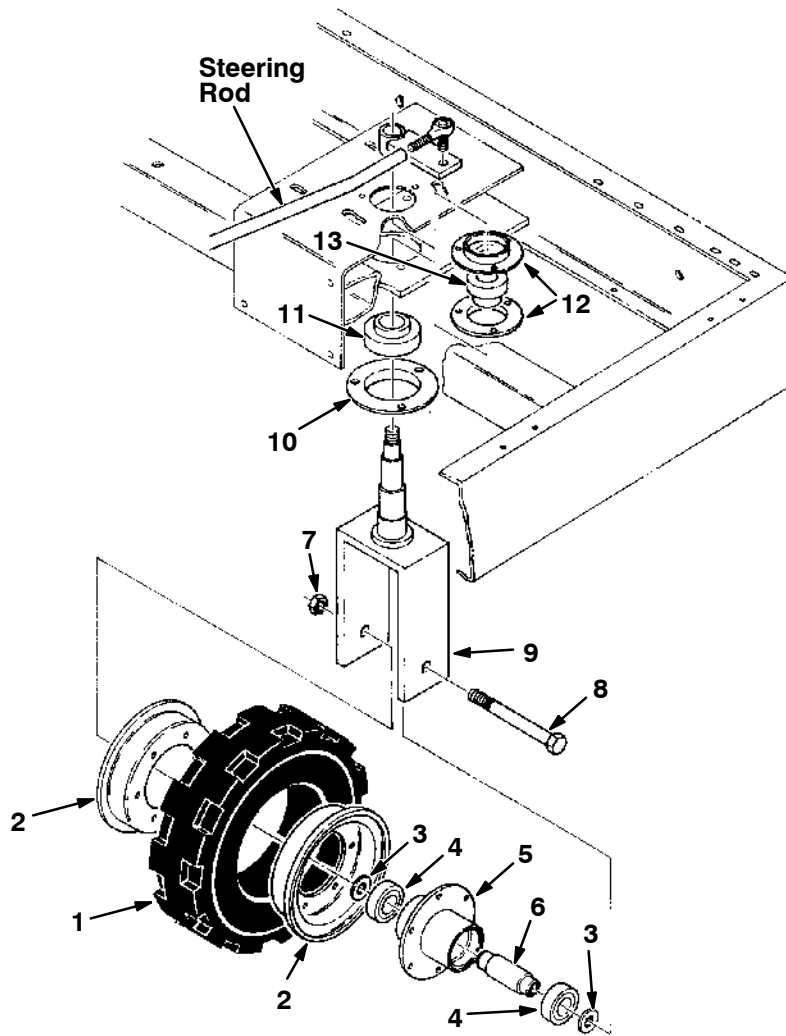


Fig. 22 - Rear Caster Group

03010

Ref.	Tennant Part No.	Machine Serial Number	Description	Qty.
1	50735	(000000-) Tire	1
2	49843	(000000-) Wheel, Half	2
3	32494	(000000-) Washer	2
4	13534	(000000-) Bearing, Ball	2
5	02066	(000000-) Hub, Wheel	1
6	02061	(000000-) Tube, spacer	1
7	40814	(000000-) Nut, Nylon	1
8	36614	(000000-) Screw, Hex	1
9	36150	(000000-) Support, Wheel	1
10	36189	(000000-) Flange	1
11	36188	(000000-) Bearing, Adapter	1
12	36190	(000000-) Flange	2
13	24835	(000000-) Bearing and Collar	1
	57496	(000000-) Screw, Nylon Set	1

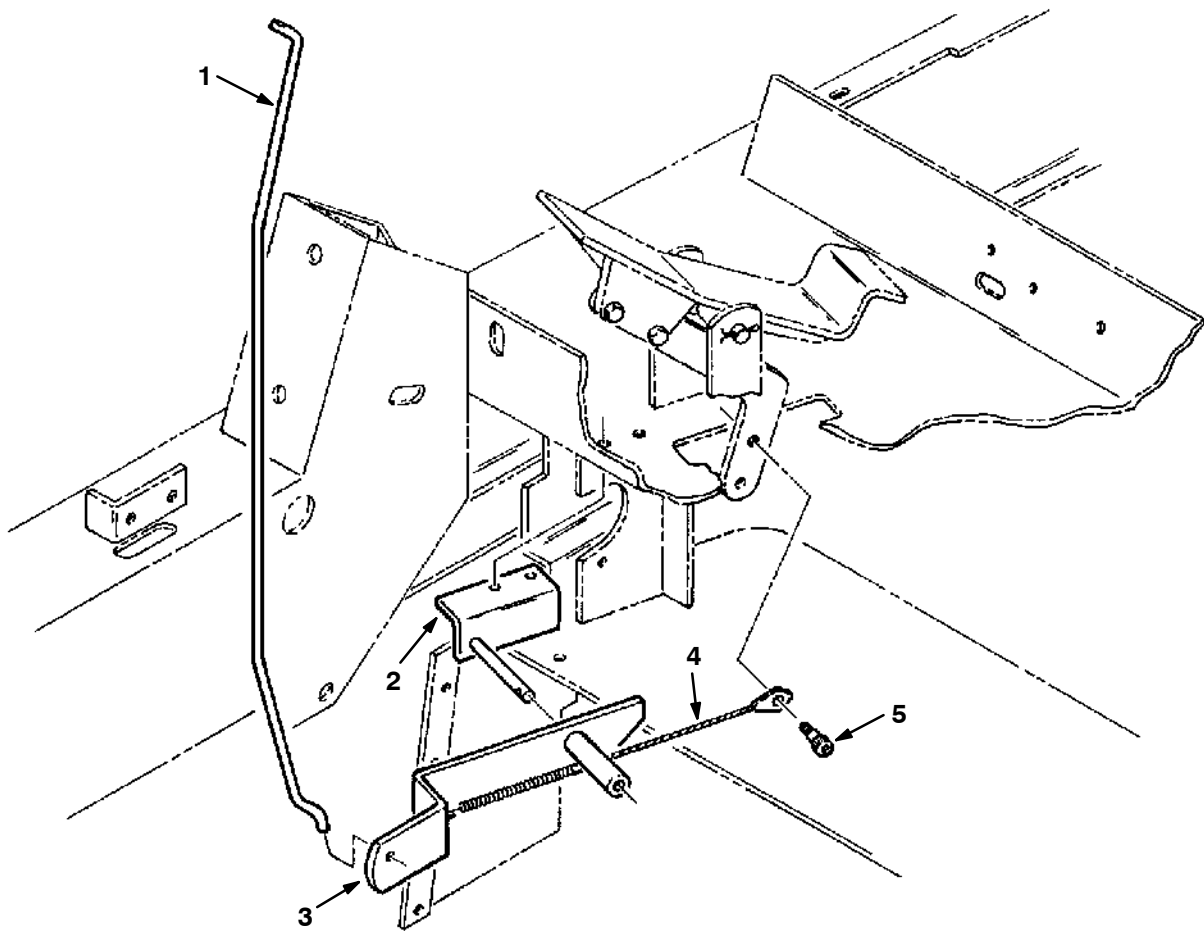


Fig. 23 - Speed Limiter Group

02981

Ref.	Tennant Part No.	Machine Serial Number	Description	Qty.
1	02132	(000000-)	Rod, Speed Limiter	1
2	02138	(000000-)	Pivot, Speed Limiter	1
3	02144	(000000-)	Lever, Speed Limiter	1
4	02128	(000000-)	Cable, Speed Limiter	1
5	02129	(000000-)	Screw, Shoulder	1

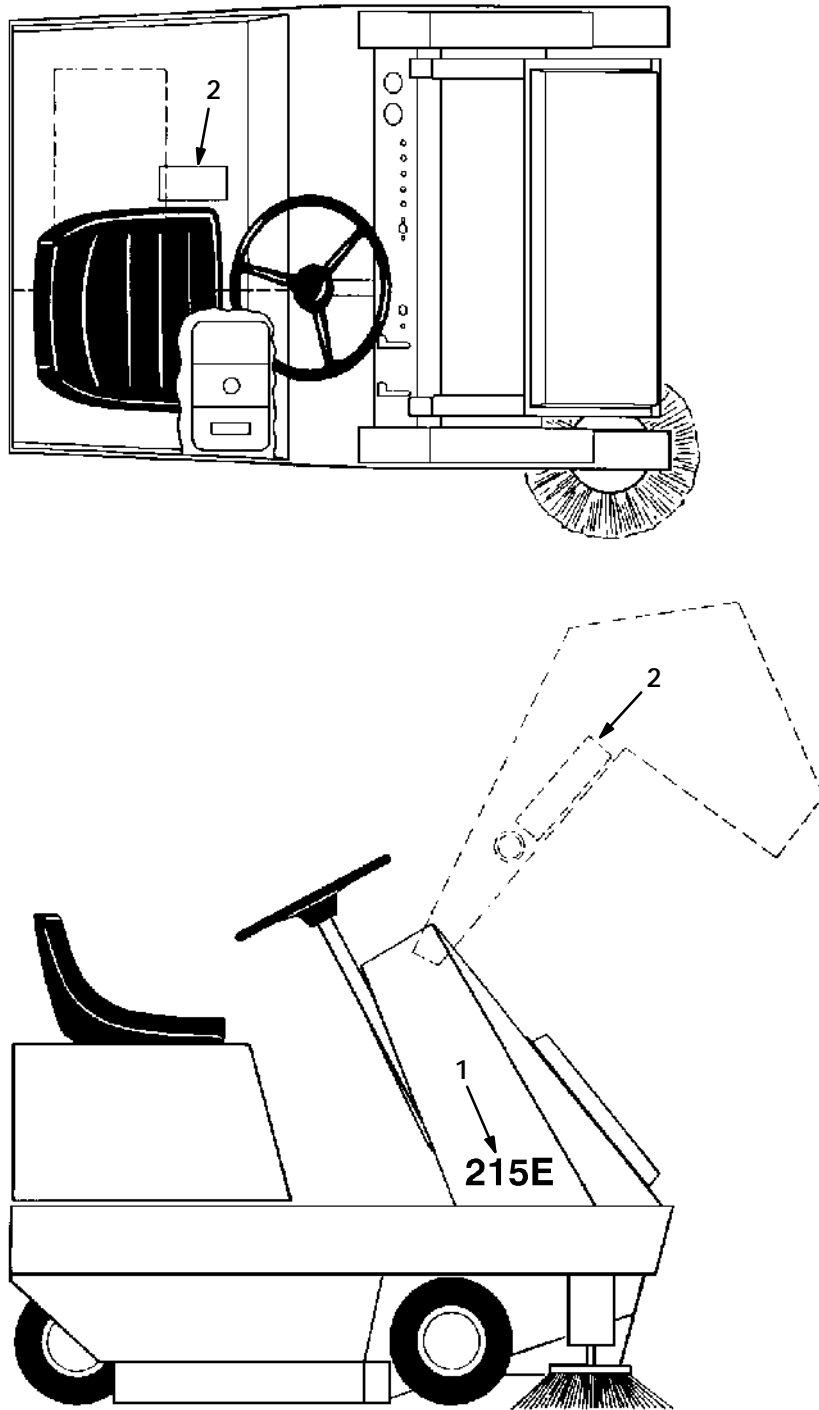


Fig. 24 - Labels Group

03043

Ref.	Tennant Part No.	Machine Serial Number	Description	Qty.
1	12750	(000000-)	Label, 215E	1
2	02336	(000000-)	Label Set, Information and Hazard	1

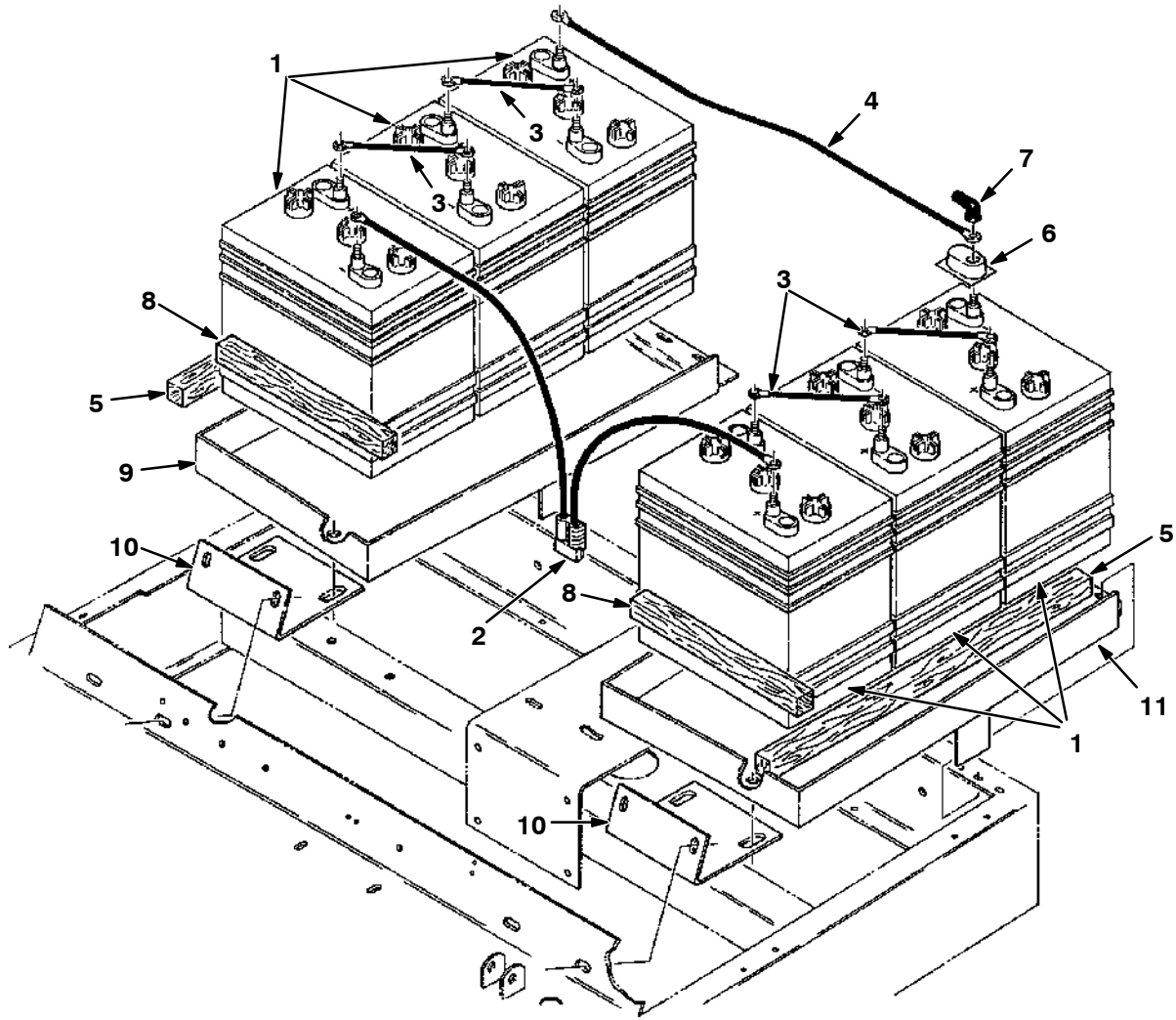


Fig. 25 - Battery Group

03027

Ref.	Tennant Part No.	Machine Serial Number	Description	Qty.
▽	02362	(000000-) Battery Kit, 220 A/h, Wet	1
▲ 1	10155	(000000-) Battery, 220 A/h, Wet	6
▲▽ 2	02270	(000000-) Wire Assembly	1
▲▲	24881	(000000-) Connector, Grey	1
▲ 3	63266A-2	(000000-) Cable Assembly	4
▲ 4	63734	(000000-) Wire Assembly, Cable	1
▲ 5	36563	(000000-) Block, Battery Spacer	2
▲ 6	45962	(000000-) Cover, Terminal	12
▲ 7	02076	(000000-) Cover, Terminal	4
▲ 8	36563-1	(000000-) Block, Battery Spacer	2
9	33509	(000000-) Tray, Battery, R.H.	1
10	50814	(000000-) Bracket, Battery Tray	2
11	33507	(000000-) Tray, Battery, L.H.	1

MULTI-LEVEL DUMP MODEL PARTS

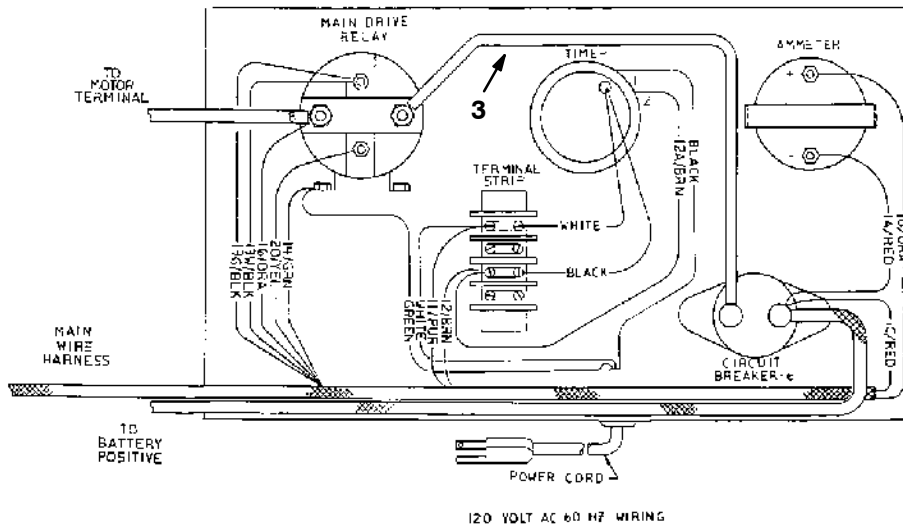
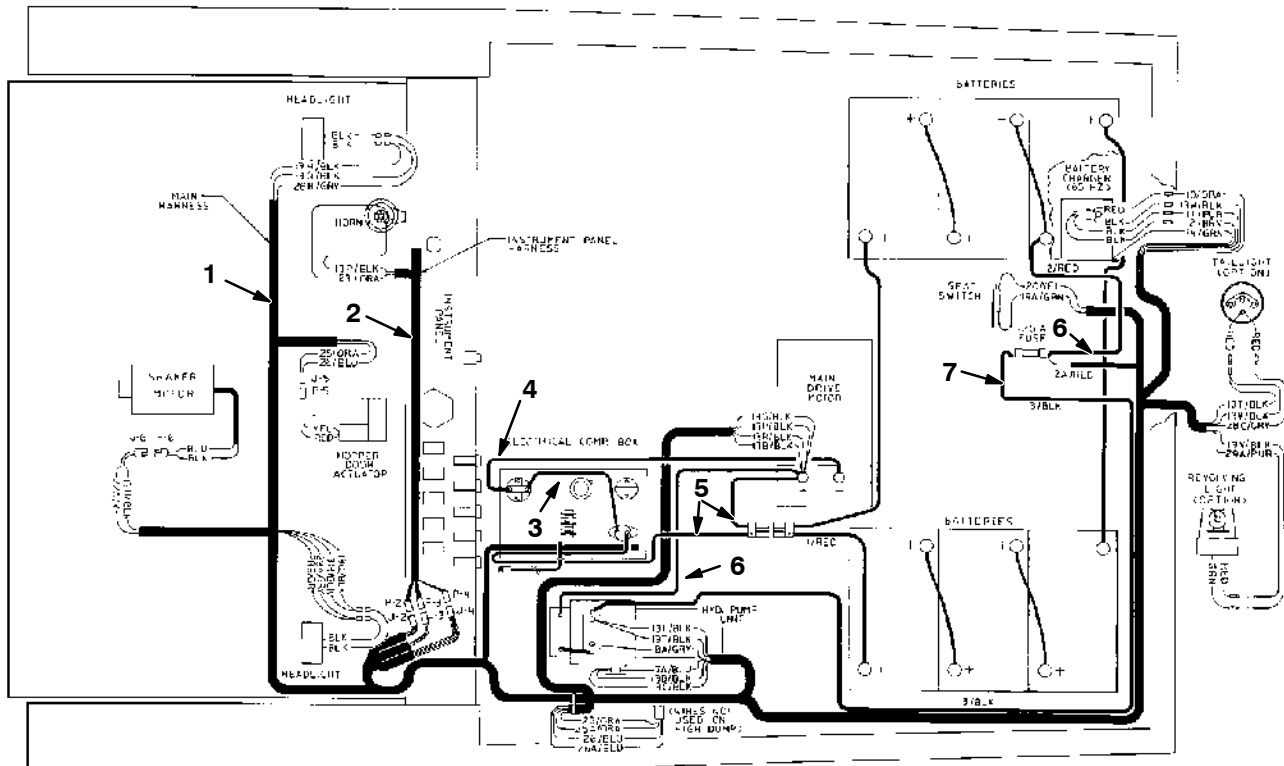


Fig. 26 - Wire Harnesses Group

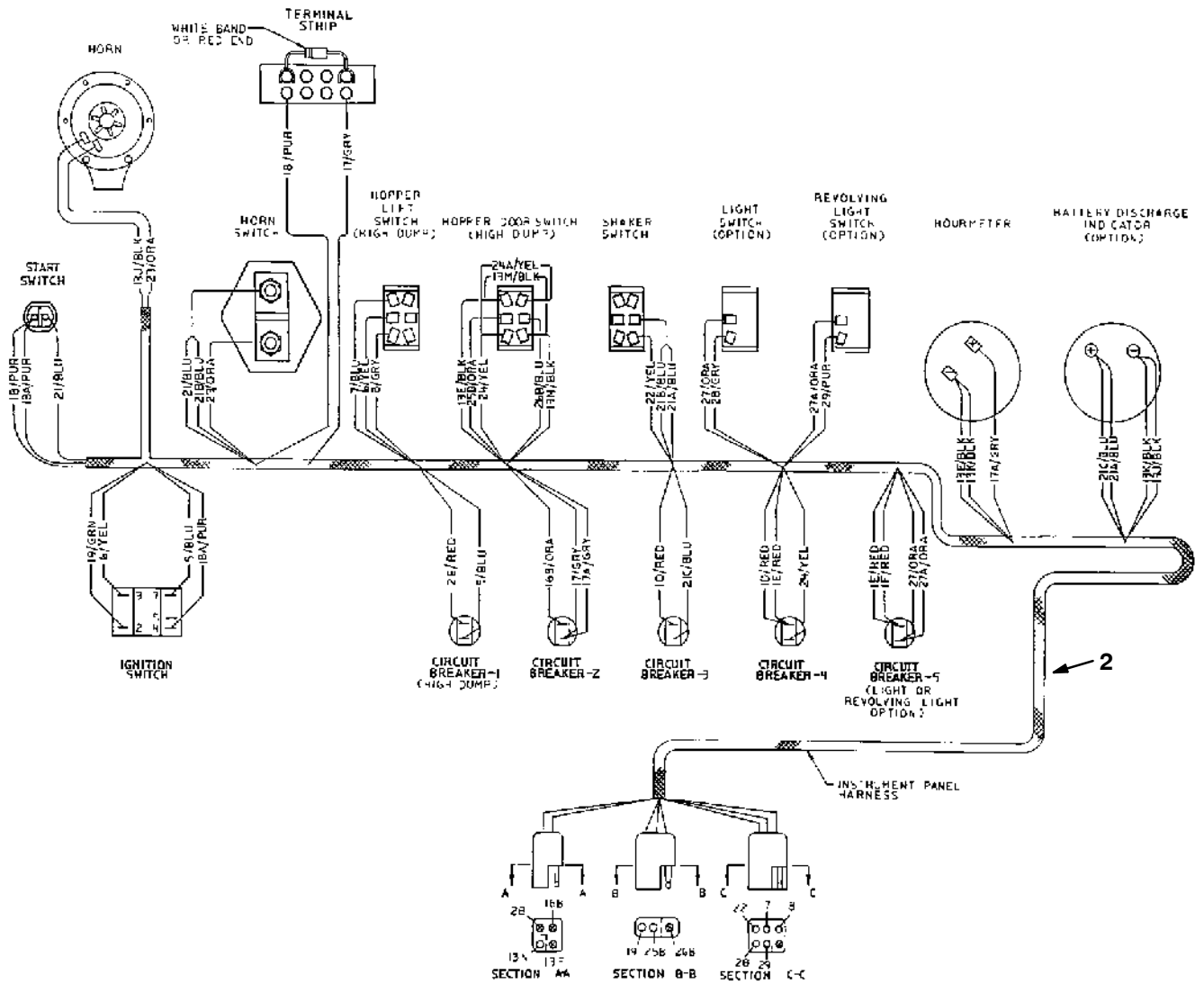


Fig. 26 - Wire Harnesses Group

03038

Ref.	Tenant Part No.	Machine Serial Number	Description	Qty.	
1	02326	(000000-003859)	Wire Harness, Main	1	
2	02323	(000000-003859)	Wire Harness, Instrument Panel	1	
3	63266A-2	(000000-003859)	Cable Assembly, Battery	1	
4	29832-8	(000000-003859)	Wire Assembly, Cable	1	
▽	5	02269	(000000-003859)	Wire Assembly, Cable	1
▲	24881	(000000-003859)	Connector, Grey	1	
6	02330	(000000-003859)	Wire Assembly, Cable	1	
7	02329	(000000-003859)	Wire Assembly, Cable	1	
8	02328	(000000-003859)	Wire Assembly, Cable	1	
	49266	(000000-003859)	Tie, Cable, 6.75" (172 mm)	10	

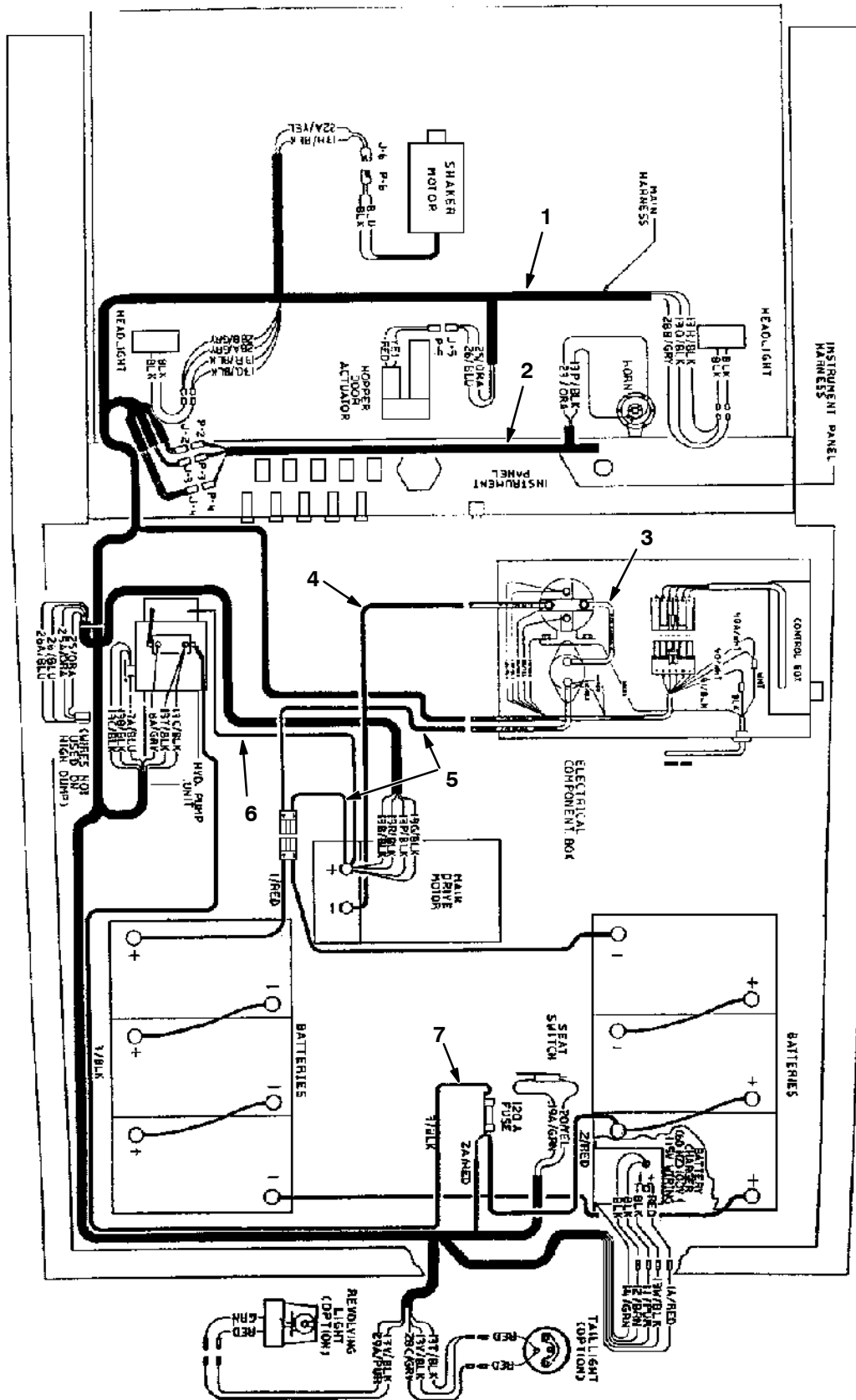


Fig. 27 - Wire Harnesses Group

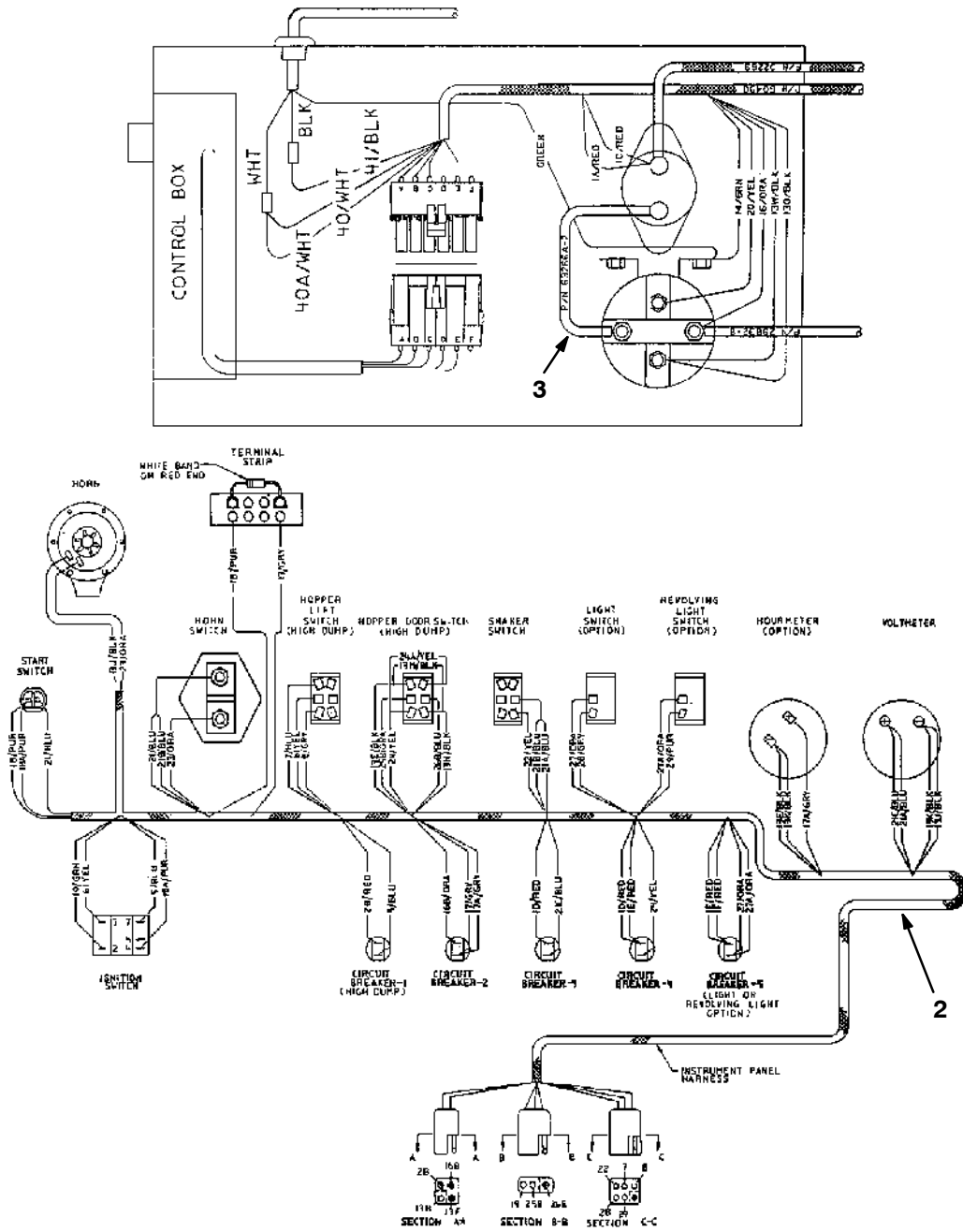


Fig. 27 - Wire Harnesses Group

07156

Ref.	Tennant Part No.	Machine Serial Number	Description	Qty.	
1	60490	(003860-) Wire Harness, Main	1	
2	12756	(003860-) Wire Harness, Instrument Panel	1	
3	63266A-2	(003860-) Cable Assembly, Battery	1	
4	29832-8	(003860-) Wire Assembly, Cable	1	
∇	5	02269	(003860-) Wire Assembly, Cable	1
▲	24881	(003860-) Connector, Grey	1	
6	02330	(003860-) Wire Assembly, Cable	1	
7	02329	(003860-) Wire Assembly, Cable	1	
8	02328	(003860-) Wire Assembly, Cable	1	
	49266	(003860-) Tie, Cable, 6.75" (172 mm)	10	

SECTION 8

CONTENTS	PAGE
Fig. 1 - Overhead Guard Kit	8-2
Fig. 2 - Light Kit	8-3
Fig. 3 - Revolving Light Kit	8-4
Fig. 4 - Bumper Kit	8-5
Fig. 5 - Demo Kit	8-6
Fig. 6 - Battery Discharge Indicator Kit	8-7
Fig. 7 - Battery Charger Group	8-8
Fig. 8 - Battery Kit, Wet	8-10
Fig. 9 - Battery Kit, Dry	8-11
Fig. 10 - Battery Kit, Dry	8-12
Fig. 11 - Adjustable Seat Kit	8-13

NOTE: SECTION 8, OPTIONS, lists repair parts included as part of the available options.

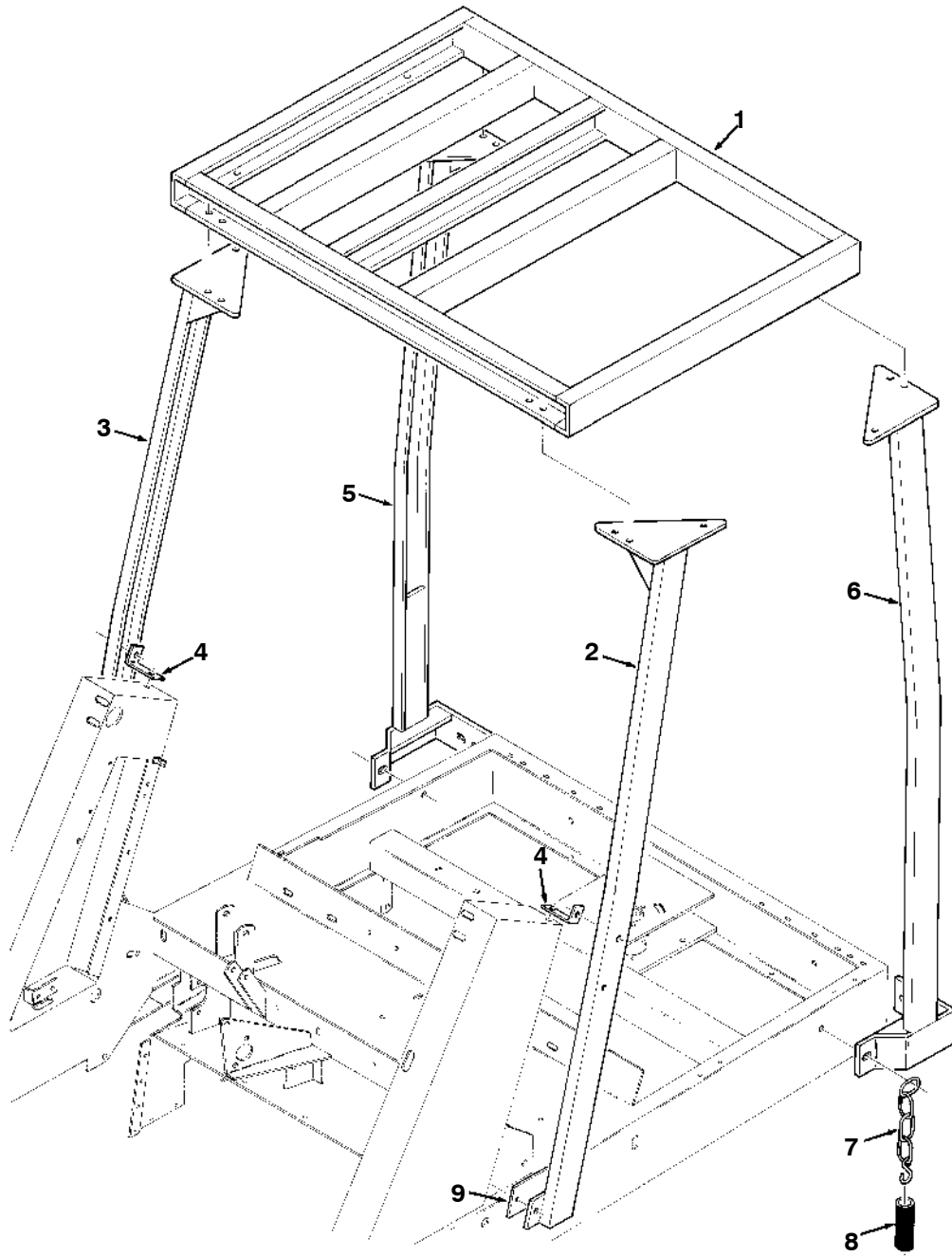


Fig. 1 - Overhead Guard Kit

03114

Ref.	Tennant Part No.	Machine Serial Number	Description	Qty.
▽	02024	(000000-) Guard Kit, Overhead	1
▲ 1	32070	(000000-) Top, Overhead Guard	1
▲ 2	32063	(000000-) Leg, Front, L.H.	1
▲ 3	32062	(000000-) Leg, Front, R.H.	1
▲ 4	32066	(000000-) Bracket, L	2
▲ 5	32064	(000000-) Leg, Rear, R.H.	1
▲ 6	32065	(000000-) Leg, Rear, L.H.	1
▲ 7	40652	(000000-) Chain and Hook Assembly	1
▲ 8	32075	(000000-) Sleeve, Vinyl	1
▲ 9	32076	(000000-) Pad, Spacer	2

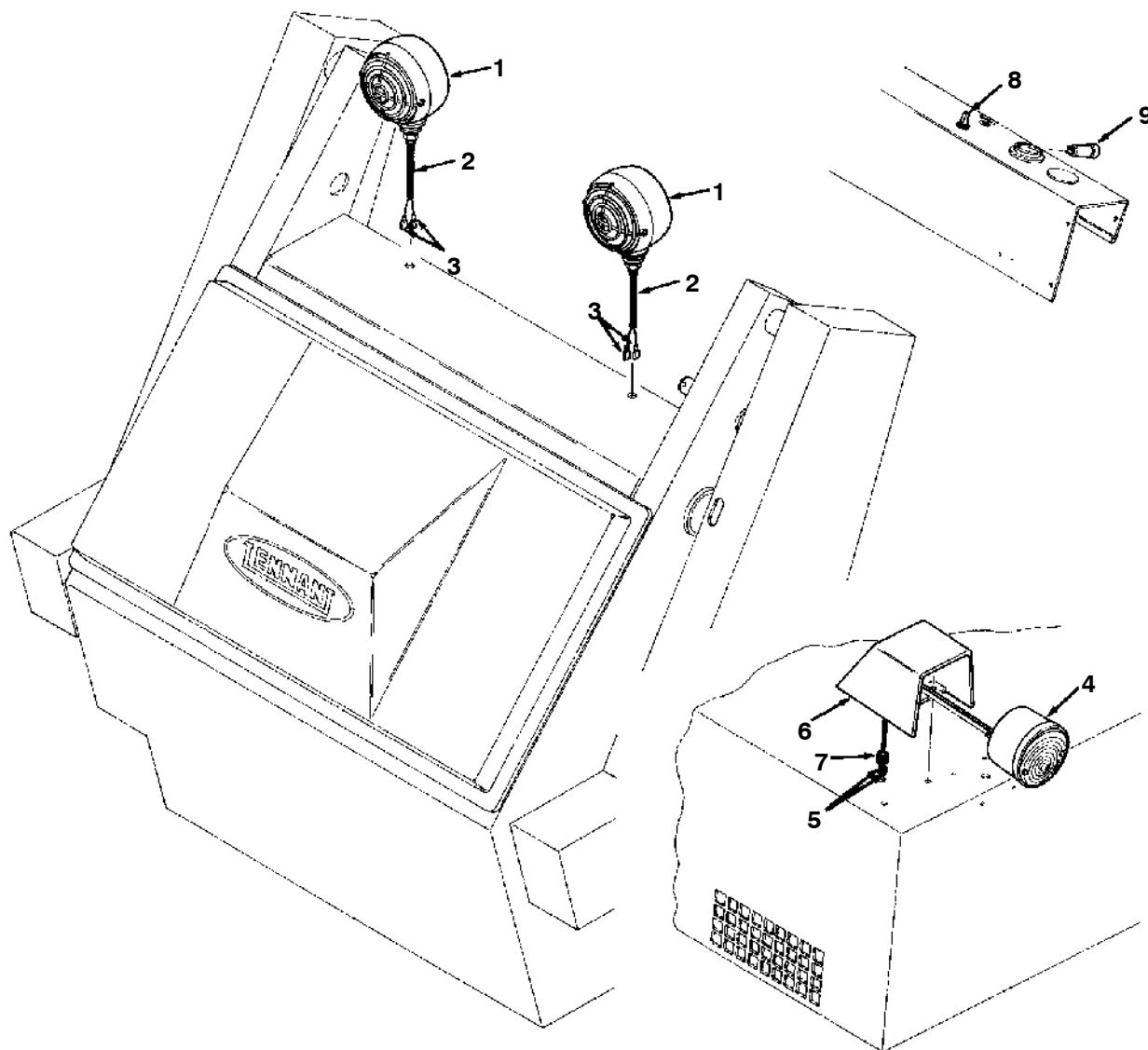


Fig. 2 - Light Kit

03021

Ref.	Tennant Part No.	Machine Serial Number	Description	Qty.
▽	02032	(000000-)	Light Kit, Head and Taillight	1
▲▽	1 45365	(000000-)	Headlight	2
▲▲	2 45361	(000000-)	Wire Assembly	1
▲▲	3 43942	(000000-)	Terminal	2
▲▽	4 02373	(000000-)	Taillight	1
▲▲	45375	(000000-)	Bulb	2
▲▲	5 55272	(000000-)	Plug, Terminal	2
▲	6 45310	(000000-)	Bracket, Taillight	1
▲	7 10632-12	(000000-)	Grommet	1
▲	8 63266	(000000-)	Switch	1
▲	9 57164	(000000-)	Breaker, Circuit	1

OPTIONS

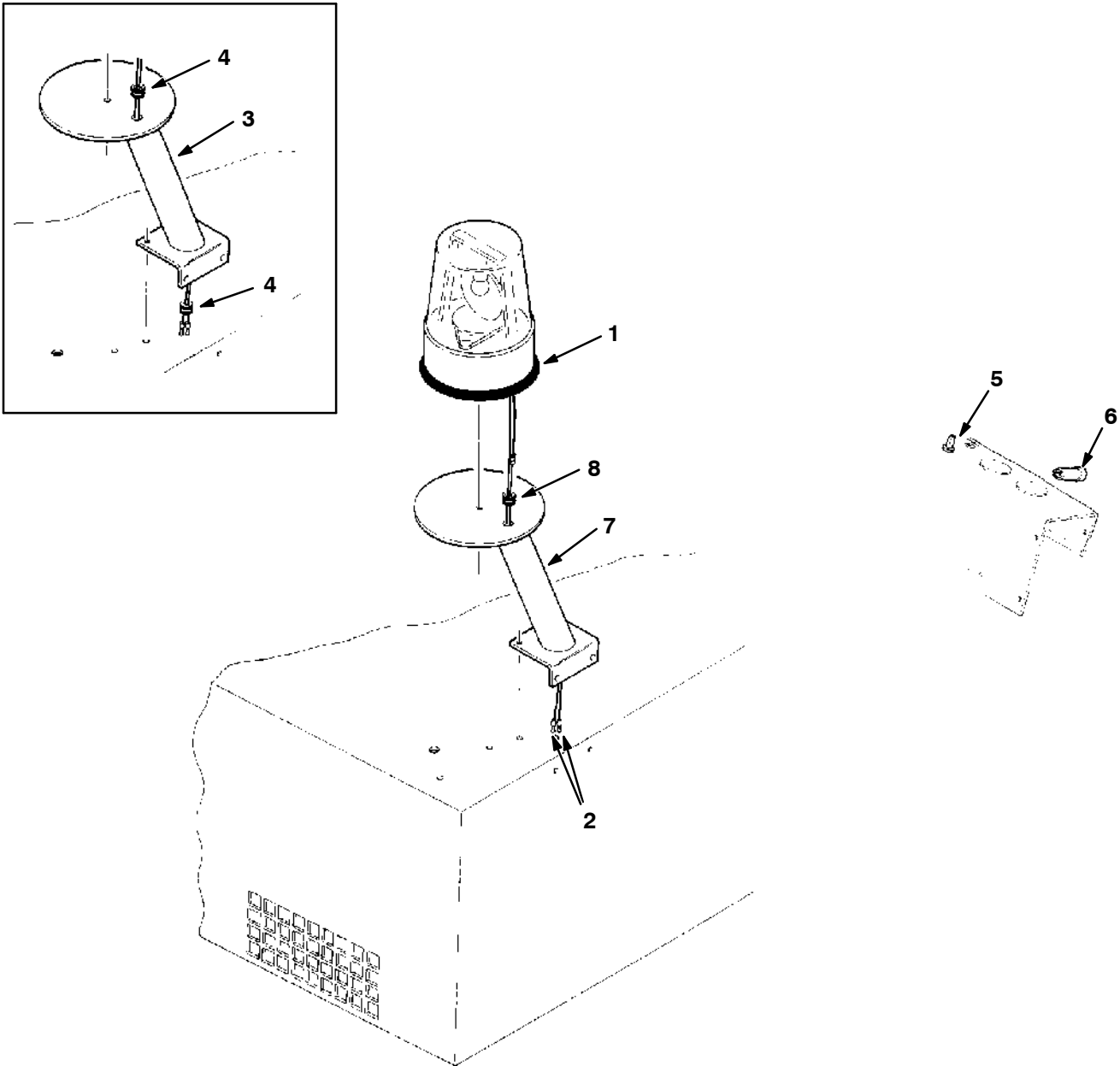


Fig. 3 - Revolving Light Kit

03017

Ref.	Tennant Part No.	Machine Serial Number	Description	Qty.
▽	02036	(000000-)	Light Kit, Revolving	1
▲▽ 1	02295	(000000-)	Light, Revolving	1
▲▲	44681-1	(000000-)	Lens, Amber	1
▲▲	45283	(000000-)	Lamp	1
▲▲ 2	55272	(000000-)	Plug, Terminal	2
▲ 3	41580	(000000-003736)	Replacement Kit, Pedestal F/02206	1
▲ 4	10632-12	(000000-003736)	Grommet	2
▲ 5	63266	(000000-)	Switch	1
▲ 6	57164	(000000-)	Breaker, Circuit	1
	44681	(000000-)	Lens, Red Revolving	1
	44681-2	(000000-)	Lens, Blue Revolving	1
	7	41530	(003737-) Pedestal	1
	8	10632-9	(003737-) Grommet	1

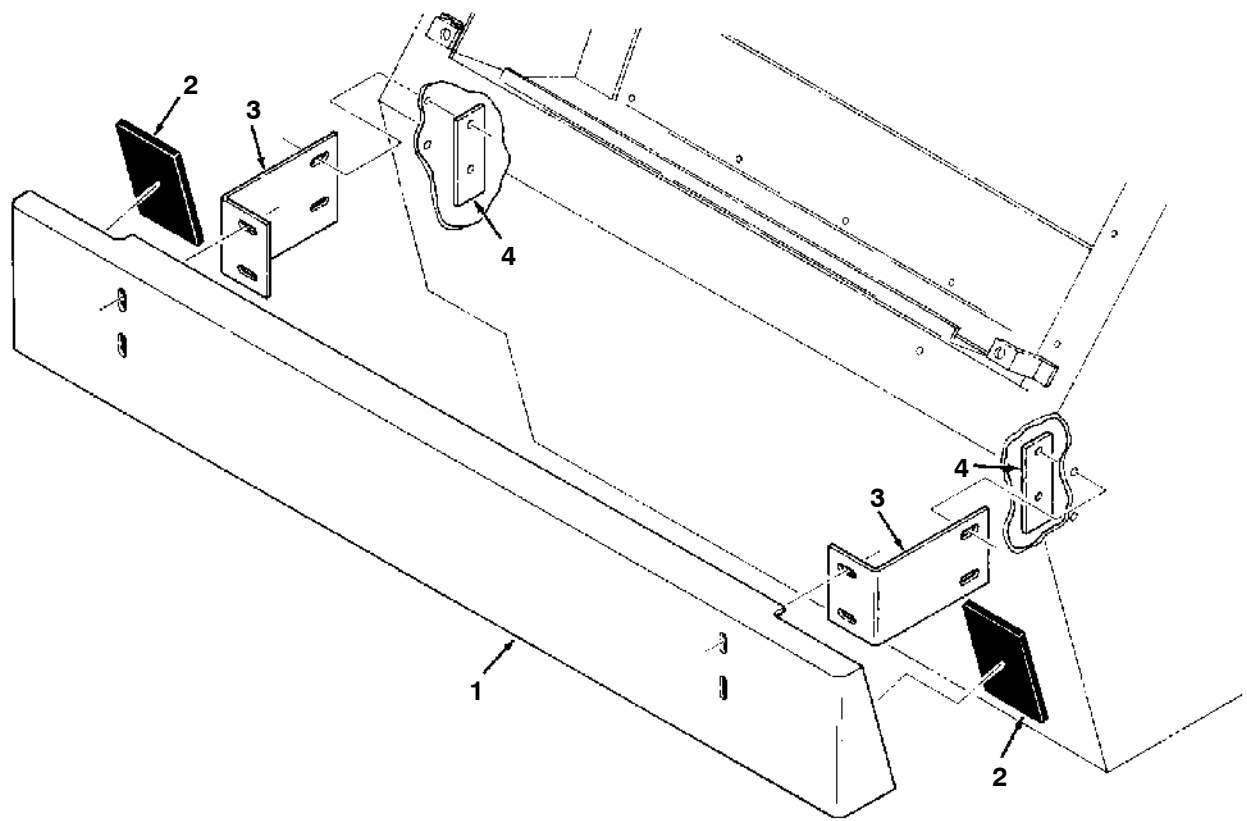


Fig. 4 - Bumper Kit

02995

Ref.	Tennant Part No.	Machine Serial Number	Description	Qty.
▽	02042	(000000-) Bumper Kit, Front	1
▲ 1	03936	(000000-) Bumper	1
▲ 2	03945	(000000-) Pad, Rubber	2
▲ 3	03943	(000000-) Bracket, Mount	2
▲ 4	62351	(000000-) Strip	2

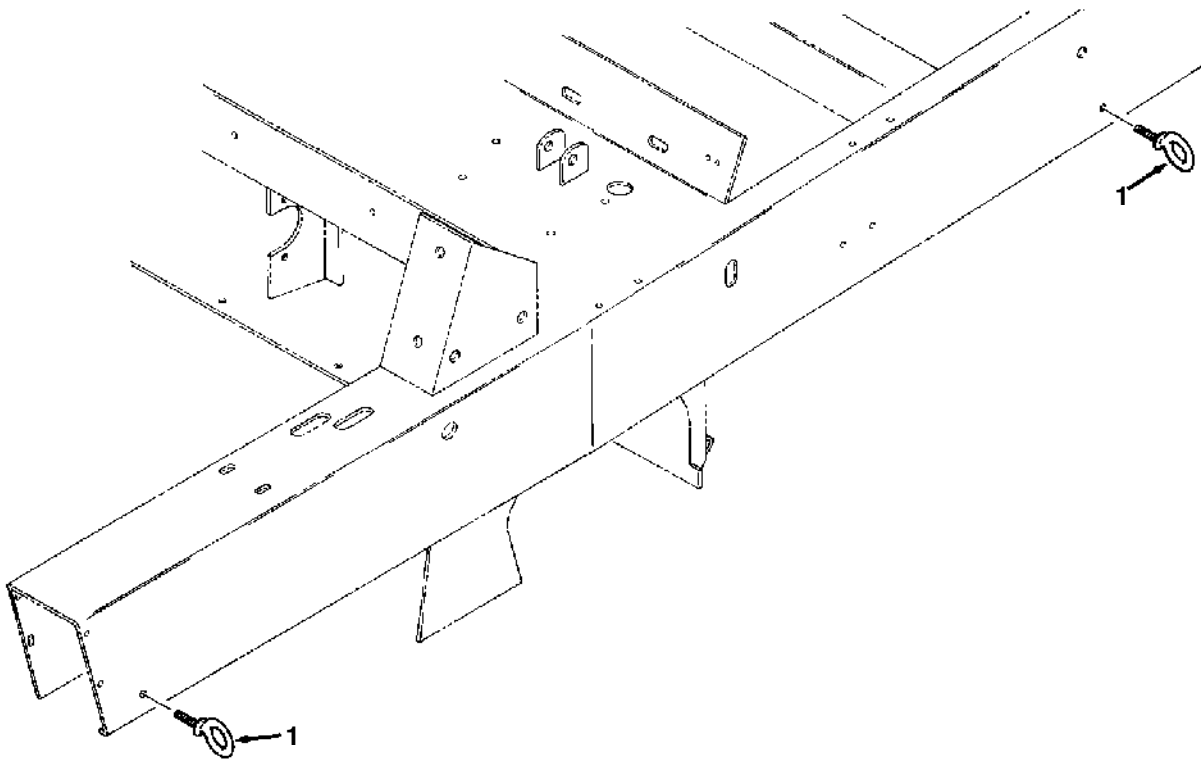


Fig. 5 - Demo Kit

03174

	Ref.	Tennant Part No.	Machine Serial Number	Description	Qty.
∇		03948	(000000-) Demo kit	1
▲	1	42173-1	(000000-) Eyebolt	3
▲	2	23338	(000000-) Eyebolt	1

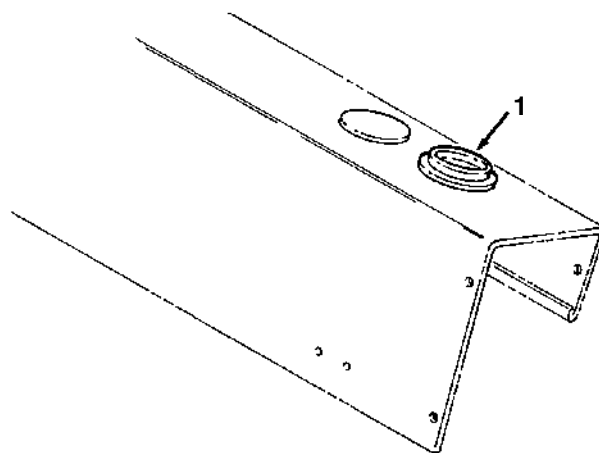


Fig. 6 - Battery Discharge Indicator Kit

02974

	Ref.	Tennant Part No.	Machine Serial Number	Description	Qty.
∇		02028	(000000-003859)	Indicator Kit, Battery Discharge	1
▲	1	02292	(000000-003859)	Indicator, Battery Discharge	1

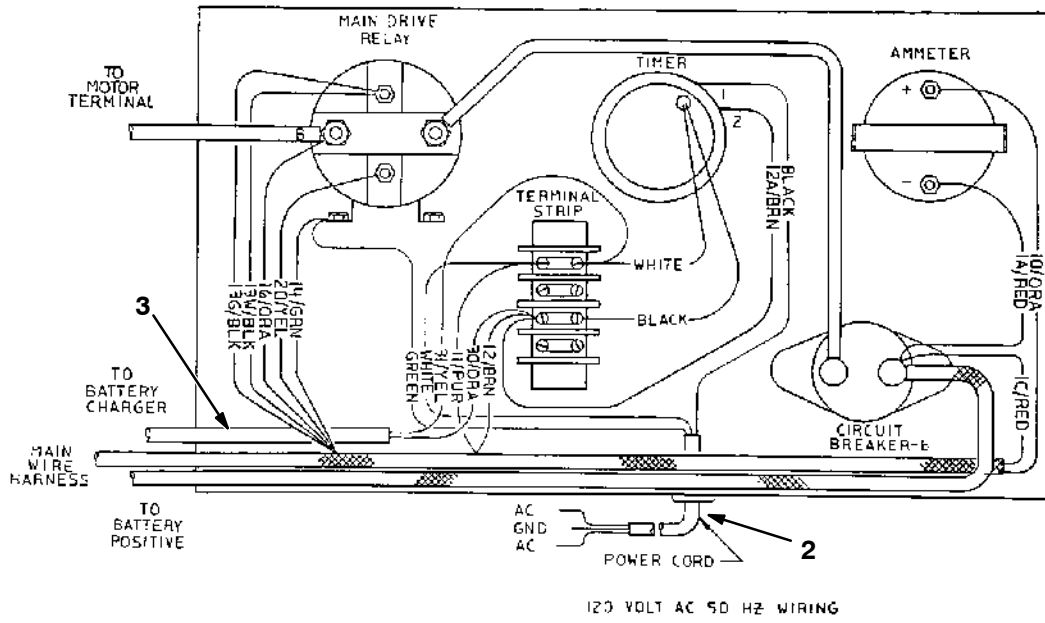
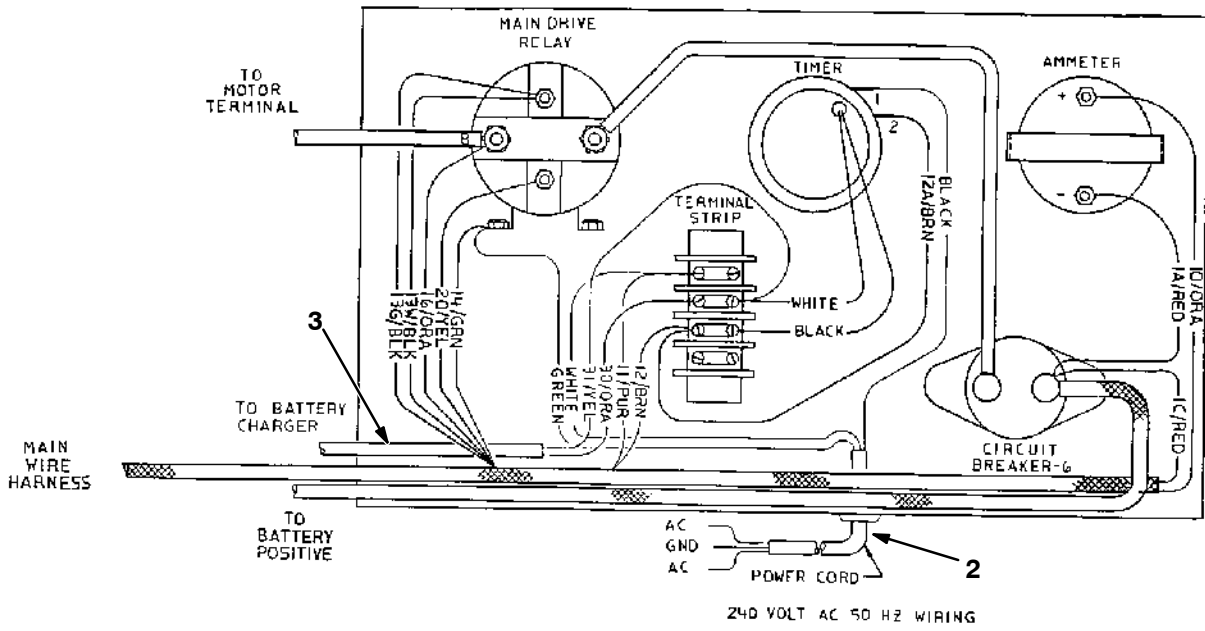


Fig. 7 - Battery Charger Group

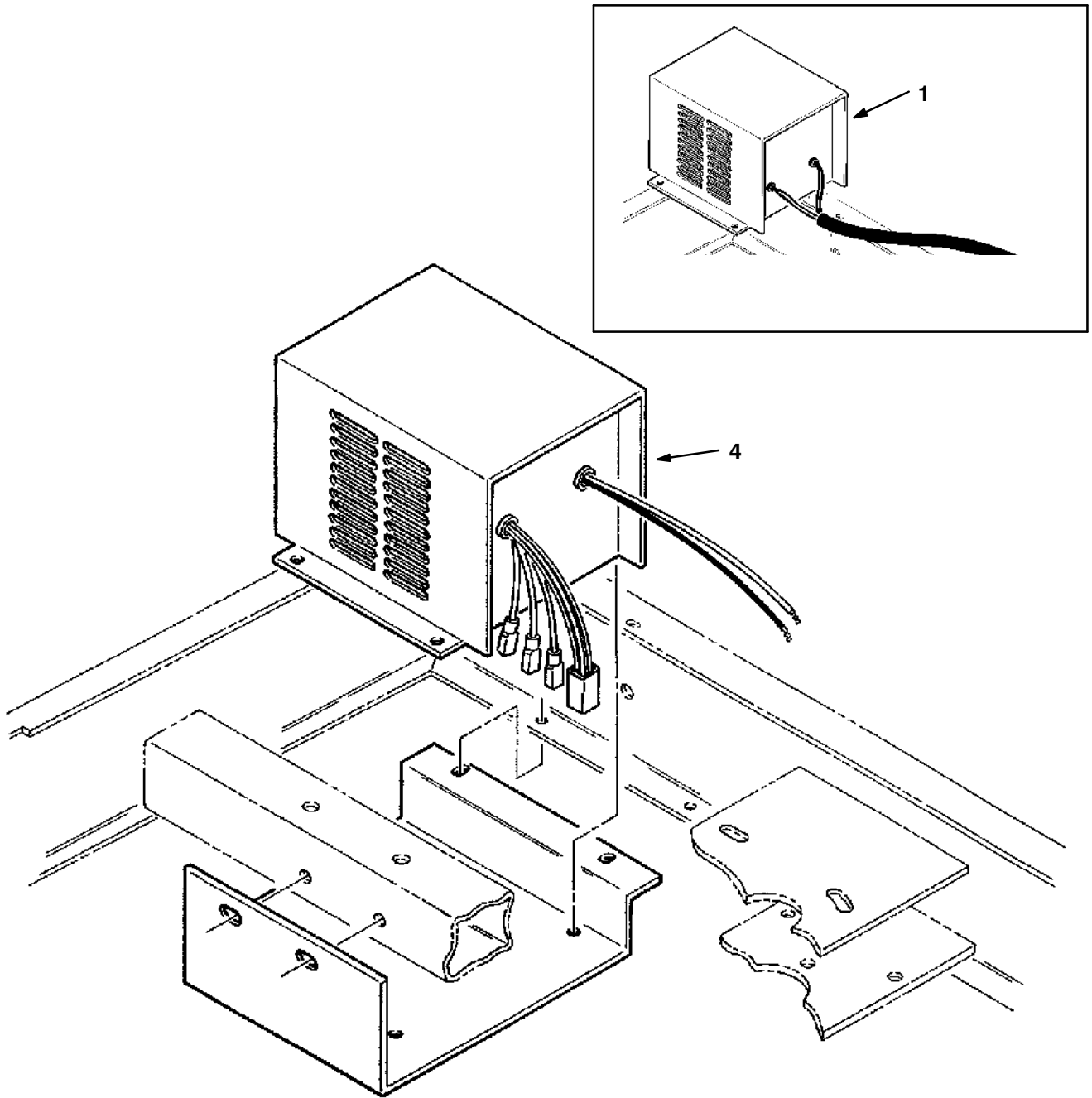


Fig. 7 - Battery Charger Group

03029

Ref.	Tennant Part No.	Machine Serial Number	Description	Qty.
1	60577	(000000-003859)	Replacement Kit, Charger F/41622	1
2	36617	(000000-003859)	Cable Assembly	1
3	02253	(000000-003859)	Harness, Charger	1
	17786	(000000-003859)	Terminal, Connector	2
	04126B	(000000-003859)	Terminal, Spade	1
	76181	(000000-003859)	Terminal, Quick Disconnect	1
4	50118	(003860-	Charger, Battery 50Hz VarVac	1

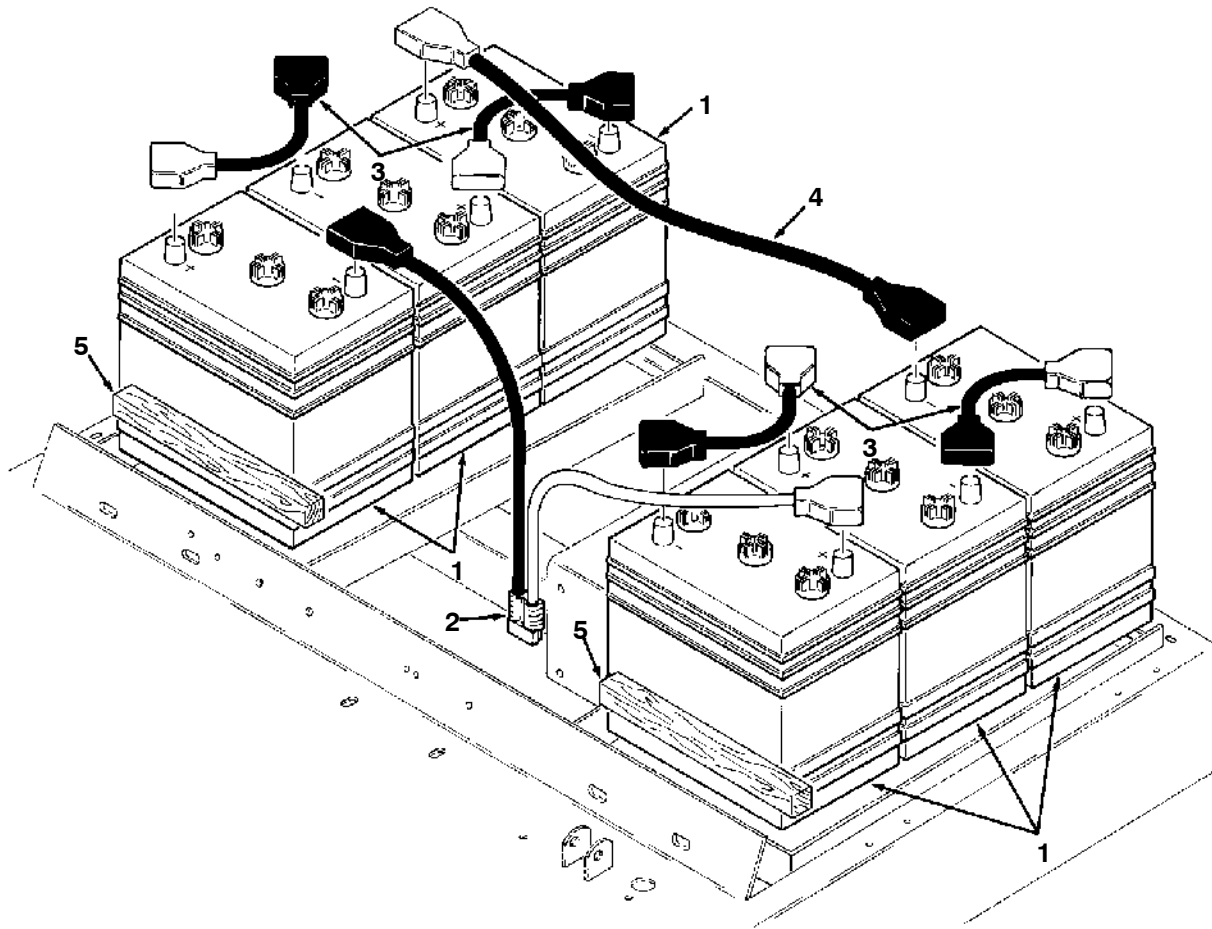


Fig. 8 - Battery Kit, Wet

03018

Ref.	Tennant Part No.	Machine Serial Number	Description	Qty.
▽	03923	(000000-) Battery Kit, 305 A/h, Wet	1
▲ 1	10138	(000000-) Battery, 305 A/h, Wet	6
▲▽ 2	02331	(000000-) Wire Assembly	1
▲▲ 3	36555	(000000-) Connector, Grey	1
▲ 4	36555-1	(000000-) Cable Assembly	4
▲ 5	36563-1	(000000-) Block, Battery Spacer	1
▲				2

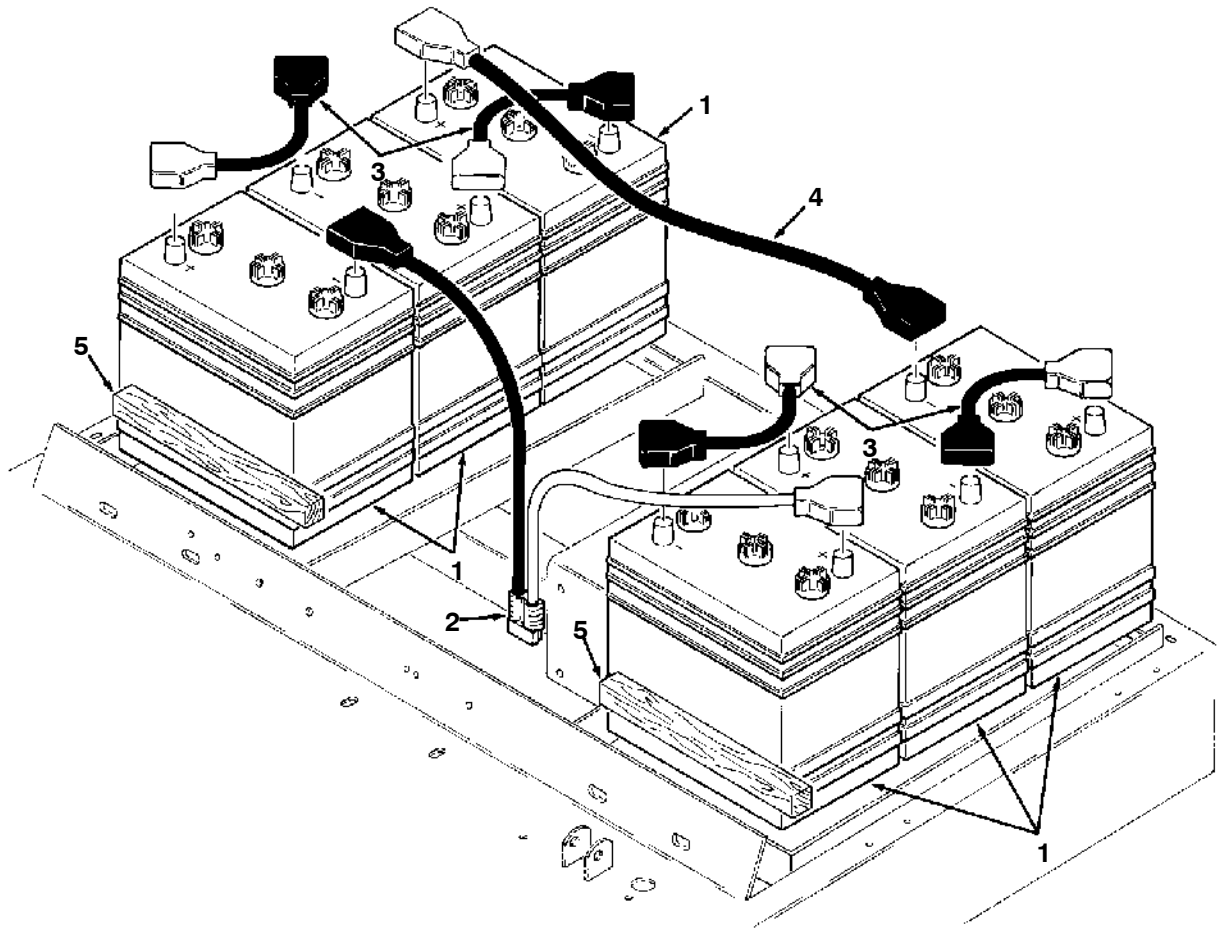


Fig. 9 - Battery Kit, Dry

03019

Ref.	Tennant Part No.	Machine Serial Number	Description	Qty.
▽	03927	(000000-) Battery Kit, 305 A/h, Dry	1
▲ 1	10140	(000000-) Battery, 305 A/h, Dry	6
▲▽ 2	02331	(000000-) Wire Assembly	1
▲▲ 3	24881	(000000-) Connector, Grey	1
▲ 3	36555	(000000-) Cable Assembly	4
▲ 4	36555-1	(000000-) Cable Assembly	1
▲ 5	36563-1	(000000-) Block, Battery Spacer	2

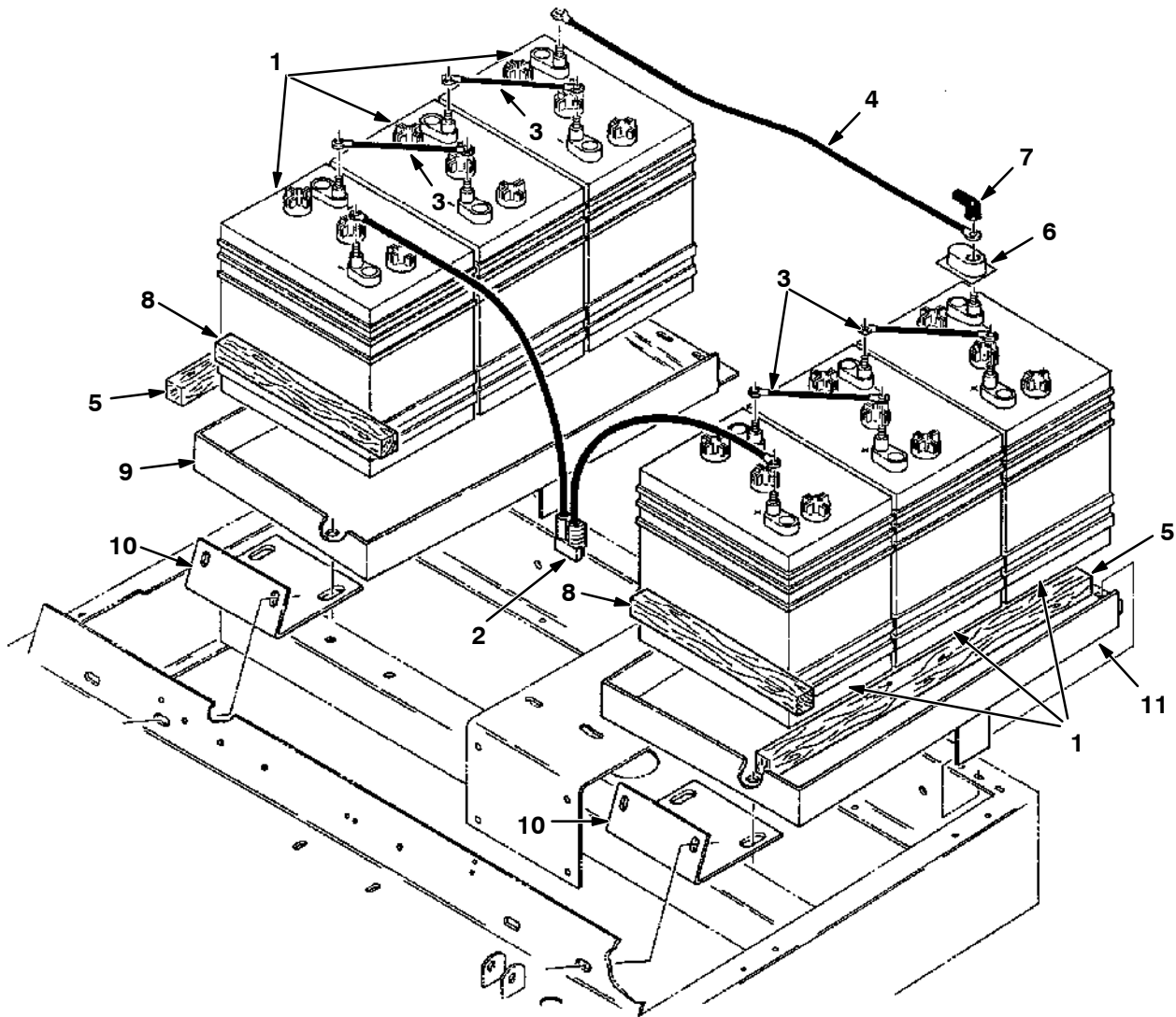


Fig. 10 - Battery Kit, Dry

03026

Ref.	Tennant Part No.	Machine Serial Number	Description	Qty.
▽	03925	(000000-)	Battery Kit, 220 A/h, Dry	1
▲ 1	10156	(000000-)	Battery, 220 A/h, Dry	6
▲▽	02270	(000000-)	Wire Assembly	1
▲▲	24881	(000000-)	Connector, Grey	1
▲ 3	63266A-2	(000000-)	Cable Assembly	4
▲ 4	63734	(000000-)	Wire Assembly, Cable	1
▲ 5	36563	(000000-)	Block, Battery Spacer	2
▲ 6	45962	(000000-)	Cover, Terminal	12
▲ 7	02076	(000000-)	Cover, Terminal	4
▲ 8	36563-1	(000000-)	Block, Battery Spacer	2
9	33509	(000000-)	Tray, Battery, R.H.	1
10	50814	(000000-)	Bracket, Battery Tray	2
11	33507	(000000-)	Tray, Battery, L.H.	1

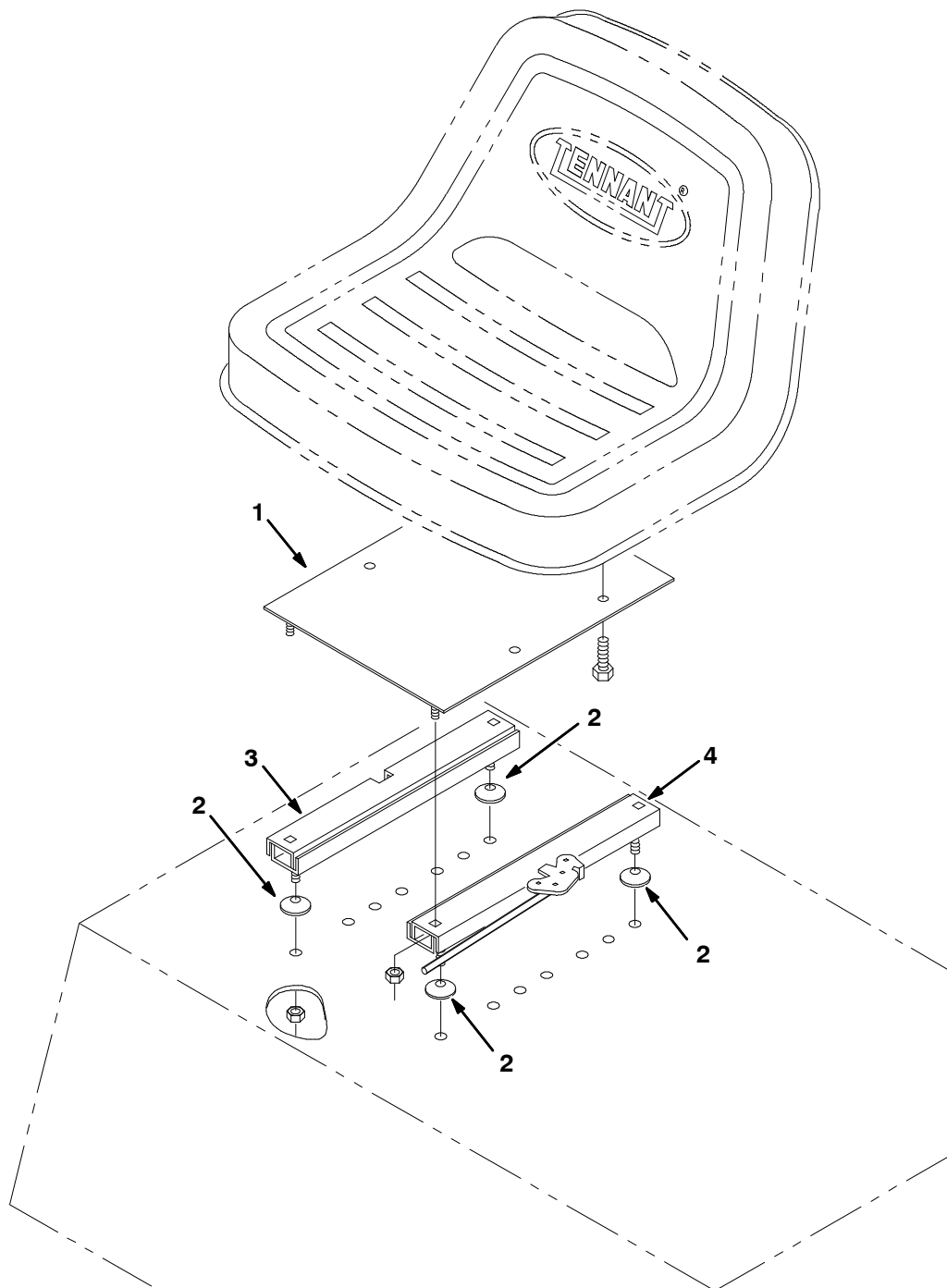


Fig. 11 - Adjustable Seat Kit

10203

Ref.	Tennant Part No.	Machine Serial Number	Description	Qty.
▽	48709	(000000-) Adjustable Seat Kit	1
▲ 1	66099	(000000-) Plate, Seat Support	1
▲ 2	52615	(000000-) Spacer, Seat Adjuster	4
▲ 3	51459	(000000-) Adjuster, Seat	1
▲ 4	51458	(000000-) Adjuster Assembly, Seat	1

SECTION 9

CONTENTS	PAGE
Fig. 1 - Hydraulic Pump Breakdown	9-2
Fig. 2 - Hydraulic Cylinder Breakdown	9-3
Fig. 3 - Transmission Breakdown	9-4

*NOTE: SECTION 9, HYDRAULIC COMPONENTS,
lists repair parts for repairable hydraulic components.*

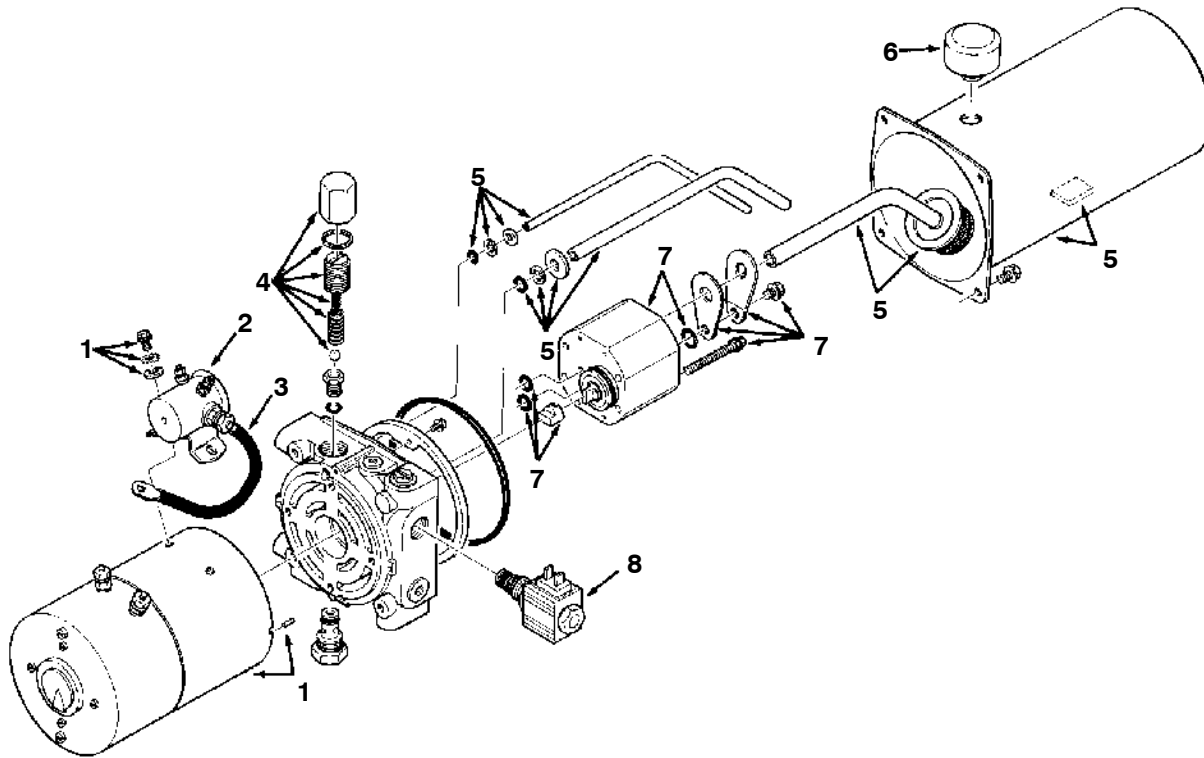


Fig. 1 - Hydraulic Pump Breakdown

03198

Ref.	Tennant Part No.	Machine Serial Number	Description	Qty.
▽	02294	(000000-)	Pump, Hydraulic	1
▲	87748	(000000-)	Seal Kit	1
▲▽	1 06487	(000000-001563)	Motor, Bosch	1
▲	03963	(000000-001563)	Brush Set, Bosch	1
▲▽	1 38891	(001564-001630)	Motor, Prestolite	1
▲	38890	(001564-001630)	Brush Set, Prestolite	1
▲▽	06487	(001631-002504)	Motor, Bosch	1
▲	03963	(001631-002504)	Brush Set, Bosch	1
▲▽	12760	(002505-)	Motor, Prestolite	1
▲	03950	(002505-)	Brush Set, Prestolite	1
▲	2 06496	(000000-)	Switch, Start	1
▲	3 06489	(000000-)	Wire	1
▲	4 06484	(000000-)	Valve Kit, Relief	1
▲	5 06485	(000000-)	Reservoir Assembly	1
▲	6 06483	(000000-)	Breather	1
▲	7 06486	(000000-)	Pump Kit	1
▲	8 06488	(000000-)	Valve Kit, Solenoid	1

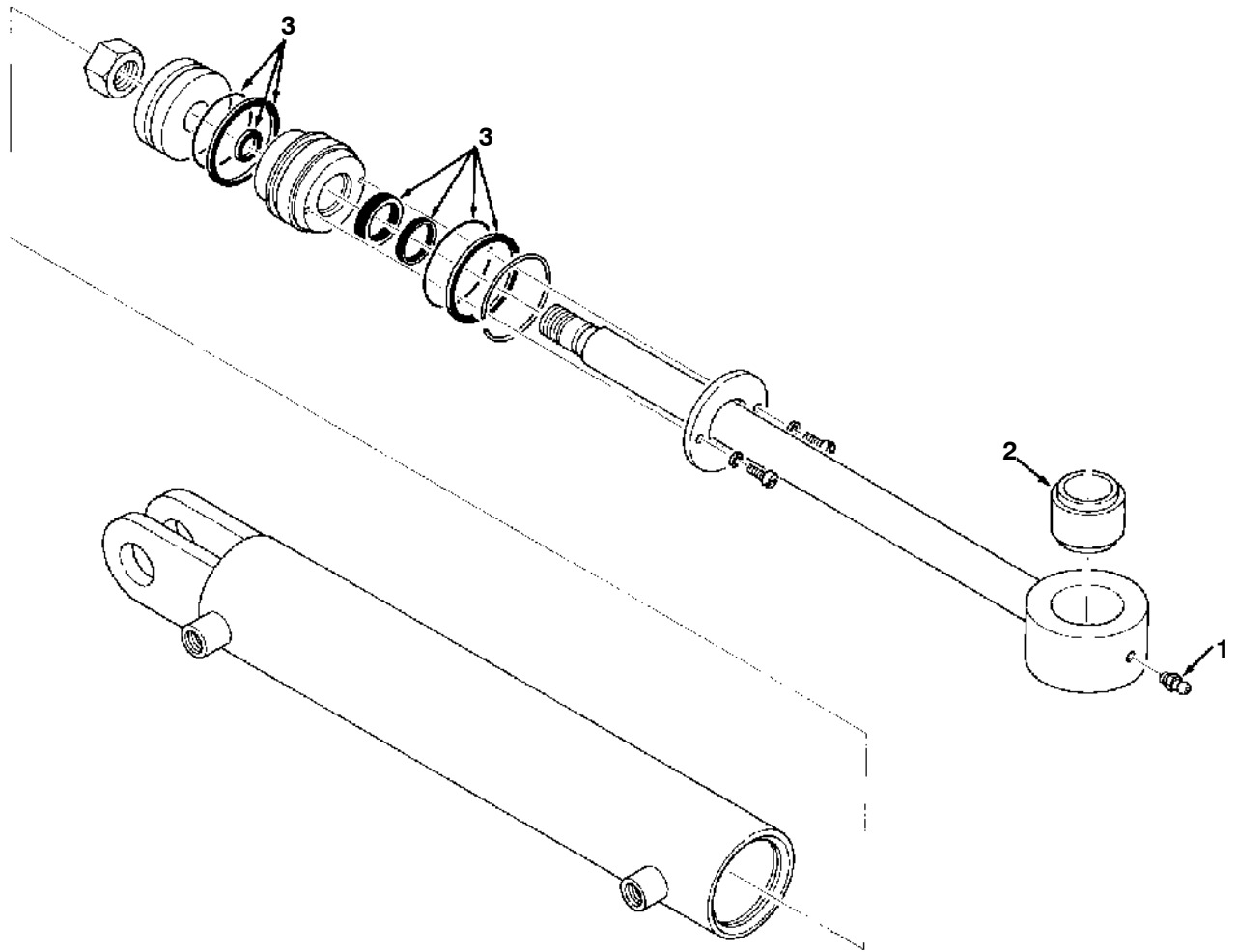



Fig. 2 - Hydraulic Cylinder Breakdown

02214

Ref.	Tennant Part No.	Machine Serial Number	Description	Qty.
▽	31553	(000000-) Cylinder, Hydraulic	1
▲ 1	47801	(000000-) Fitting, Grease	1
▲ 2	75355	(000000-) Bearing, Self-Aligning	1
▲ 3	SK2789	(000000-) Seal Kit	1



03202

Fig. 3 - Transmission Breakdown

Ref.	Tennant Part No.	Machine Serial Number	Description	Qty.
▽	02048	(000000-) Transmission	1
▲ 1	06510	(000000-) Cover Kit	1
▲ 2	06511	(000000-) Pintle Subassembly	1
▲ 3	06512	(000000-) Shaft, Output	1
▲ 4	06513	(000000-) Seal Kit, Overhaul	1
▲ 5	06514	(000000-) Shaft Kit, Input	1
▲ 6	38637	(000000-) Reservoir Kit	1
▲ 7	37751	(000000-) Bearing	1

SECTION 10

CONTENTS	PAGE
PART NUMBER TO PAGE NUMBER CROSS REFERENCE LIST	10-2
PART DESCRIPTION TO PAGE NUMBER CROSS REFERENCE LIST	10-7

CROSS REFERENCE

PART NUMBER TO PAGE NUMBER CROSS REFERENCE LIST

Part Number	Page Number	Part Number	Page Number
SK2789	9-3	02169	6-2, 6-7, 7-2, 7-9
00500-10	6-19, 6-29, 7-19, 7-31	02173	6-7, 7-9
00500-4	6-9, 7-10	02174	6-7, 7-9
00927	6-23, 7-25	02180	6-13, 7-13
00960	6-9, 7-10	02181	6-13, 7-13
01770	6-2	02187	6-10, 7-11
01775	7-2	02191	6-10, 7-11
01777	6-2, 7-2	02192	6-10, 7-11
02024	8-2	02193	6-10, 7-11
02028	8-7	02194	6-10, 7-11
02032	8-3	02198	6-9, 7-10
02036	8-4	02200	6-28, 7-30
02042	8-5	02201	6-28, 7-30
02044	6-19, 7-19	02203	6-14, 7-14
02045	6-23, 7-25	02204	7-2, 7-7
02047	6-21, 7-23	02205	7-17
02048	6-21, 7-23, 9-4	02218	6-18, 7-18
02049	6-9, 7-10	02220	6-9, 7-10
02050	6-27, 7-29	02221	6-9, 7-10
02053	6-21, 7-23	02231	7-7
02055	6-23, 7-25	02235	6-17, 7-21
02056	6-27, 7-29	02237	6-17, 7-21
02061	6-30, 7-32	02239	6-17, 7-21
02066	6-30, 7-32	02241	6-17, 7-21
02073	7-5	02253	8-9
02076	6-23, 6-31, 7-17, 7-25, 7-35, 8-12	02256	6-23, 7-25
02083	6-18, 7-18	02257	7-7
02088	6-2, 6-5, 7-2, 7-5	02260	6-23, 7-25
02090	6-21, 7-23	02261	6-15, 7-16
02095	7-7	02269	6-33, 6-35, 7-37, 7-39
02113	7-7	02270	6-31, 7-35, 8-12
02117	6-2, 6-7, 7-2, 7-9	02274	6-2, 6-5, 7-2, 7-5
02118	7-2, 7-7	02275	6-2, 6-5, 7-2, 7-5
02122	6-23, 7-25	02280	6-7, 7-9
02128	7-33	02282	6-7, 7-9
02129	7-33	02287	6-5, 7-5
02131	7-7	02288	6-15, 7-16
02132	7-33	02292	8-7
02137	6-7, 7-9	02294	7-17, 9-2
02138	7-33	02295	8-4
02139	7-17	02298	6-11
02141	7-7	02299	6-8
02144	7-33	02302	6-14, 7-14
02151	6-28, 7-30	02303	6-14, 7-14
02154	6-28, 7-30	02305	6-7, 7-9
02155	6-13, 7-13	02306	6-7, 7-9
02156	7-17	02311	6-14, 7-14
02157	6-13, 7-13	02323	6-33, 7-37
02158	6-13, 7-13	02326	6-33, 7-37
02159	7-2, 7-7	02327	6-13, 7-13
02160	7-2, 7-7	02328	7-37, 7-39
02161	7-2, 7-7	02329	7-37, 7-39
02162	7-2, 7-7	02330	7-37, 7-39
02163	6-7, 7-9	02331	8-10, 8-11
02164	6-7, 7-9	02336	6-37, 7-34
02165	6-7, 7-9	02340	6-5
02167	6-7, 7-9	02341	6-7, 7-9
		02348	6-7, 7-9

CROSS REFERENCE

Part Number	Page Number	Part Number	Page Number
02350	6-2, 6-5, 7-2, 7-5	06859	6-8
02352	7-2, 7-7	07107	6-18, 7-18
02353	7-7	07112	6-18, 6-19, 7-18, 7-19
02355	6-21, 6-27, 7-23, 7-29	08143	6-9, 7-10
02356	6-27, 7-29	08156	6-7, 7-9
02357	6-17, 7-21	09027	6-18, 7-18
02360	7-2, 7-7	09342	6-2, 6-5, 7-2, 7-5
02361	7-17	09663-2	6-27, 7-29
02362	6-31, 7-35	10046	6-14, 7-14
02364	6-11	10078	6-18, 7-18
02367	6-18, 7-18	10138	8-10
02368	6-18, 7-18	10140	8-11
02369	6-8	10155	6-31, 7-35
02373	8-3	10156	8-12
02375	6-19, 7-19	10362	6-9, 7-10
02377	6-14, 7-14	10632-11	6-7, 7-9
02381	6-2, 6-10, 7-2, 7-11	10632-12	8-3, 8-4
02384	6-27, 7-29	10632-9	8-4
02385	6-2, 6-23, 7-2, 7-25	12087	6-13
02394	6-7, 7-9	12750	6-37, 7-34
03433	6-9, 7-10	12751	6-19, 7-19
03560	6-17, 7-21	12756	6-35, 7-39
03923	8-10	12760	9-2
03925	8-12	13199	6-28, 7-30
03927	8-11	13352	6-25, 7-27
03930	6-21, 7-23	13534	6-30, 7-32
03936	8-5	14595-1	6-17, 7-21
03943	8-5	15173	6-25, 7-27
03945	8-5	15331	6-18, 7-18
03946	6-8	16456	7-17
03948	8-6	16934	6-9, 7-10
03950	9-2	17786	8-9
03963	9-2	19313	6-21, 7-23
04022	6-2, 6-23, 7-2, 7-25	19811	6-5, 7-5
04126B	6-14, 7-14, 8-9	21570	6-13, 7-13
04431	7-17	23225	6-21, 7-23
06340	6-2, 6-5, 7-2, 7-5	23338	8-6
06341	6-2, 6-5, 7-2, 7-5	23445	6-2, 6-23, 7-2, 7-25
06344	6-5, 7-5	24835	6-30, 7-32
06460	6-25, 7-27	24881	6-31, 6-33, 6-35, 7-35, 7-37, 7-39, 8-10, 8-11, 8-12
06474A	6-21, 7-23	25014	6-18, 7-18
06483	9-2	25045	6-27, 7-29
06484	9-2	25656	6-7, 7-9
06485	9-2	25663	6-7, 7-9
06486	9-2	25665	6-7, 7-9
06487	9-2	25887	6-19, 6-23, 7-19, 7-25
06488	9-2	25891	6-13, 7-13
06489	9-2	26015	6-5, 6-7, 7-5, 7-9
06496	9-2	26103	6-15, 7-16
06505	6-13, 7-13	26523	6-14, 7-14
06510	9-4	28010	6-25, 7-27
06511	9-4	28096N	6-3, 7-3
06512	9-4	28096P	6-3, 7-3
06513	9-4	28165	6-5, 6-7, 7-5, 7-9
06514	9-4	28270	6-17, 7-21
06517	6-28, 7-30	28281	6-17, 7-21
06852	6-23, 7-25	29232	6-14, 7-14
06854	6-23, 7-25		
06856	6-21, 7-23		
06857	6-21, 7-23		

CROSS REFERENCE

Part Number	Page Number	Part Number	Page Number
29260	6-10, 7-11	35895	6-15, 7-16
29499	6-21, 6-25, 6-27, 7-23, 7-27, 7-29	35897	6-21, 7-23
29558	6-17, 7-21	35903	6-2, 6-5, 7-2, 7-5
29584	6-17, 7-21	35917	6-17, 7-21
29688	6-14, 7-14	35918	6-17, 7-21
29832-8	6-33, 6-35, 7-37, 7-39	35920	6-17, 7-21
29991	6-15, 7-16	35921	6-17, 7-21
30137	6-23	35927	6-19, 7-19
31204	6-13, 7-13	35942	6-27, 7-29
31553	9-3	35957	6-5, 7-5
32062	8-2	35964	6-27, 7-29
32063	8-2	35967	6-21, 7-23
32064	8-2	35972	6-29, 7-31
32065	8-2	35973	6-19, 6-23, 7-19, 7-25
32066	8-2	35991-1	6-21, 7-23
32070	8-2	35994	6-27, 7-29
32075	8-2	35996	6-19, 7-19
32076	8-2	35999	6-21, 7-23
32338	6-25, 7-27	36000	6-2, 6-5, 7-2, 7-5
32366	6-19, 6-23, 7-19, 7-25	36001	6-2, 6-5, 7-2, 7-5
32470	6-29, 7-31	36003	6-2, 6-5, 7-2, 7-5
32472	6-15, 7-16	36004	6-2, 6-5, 7-2, 7-5
32486	6-17, 7-21	36022	6-2, 6-5, 7-2, 7-5
32494	6-30, 7-32	36036	6-21, 7-23
32522	6-21, 7-23	36051	6-27, 7-29
32526	6-29, 7-31	36052-1	6-28, 7-30
32646	6-5, 7-5	36053	6-28, 7-30
33285	6-13, 7-13	36054	6-28, 7-30
33507	6-31, 7-35, 8-12	36055	6-29, 7-31
33509	6-31, 7-35, 8-12	36056	6-21, 7-23
33707	6-18, 7-18	36057	6-21, 7-23
33721	6-18, 7-18	36070	6-17, 6-28, 7-21, 7-30
34810	7-13	36076	6-27, 7-29
35529	6-7, 7-9	36077	6-17, 6-28, 7-21, 7-30
35688	6-7, 7-9	36079	6-28, 7-30
35717	6-2, 6-5, 7-2, 7-5	36096	6-28, 7-30
35721	6-2, 6-5, 7-2, 7-5	36112	6-23, 7-25
35722	6-2, 6-5, 7-2, 7-5	36133	6-25, 7-27
35723	6-2, 6-5, 7-2, 7-5	36146	6-18, 7-18
35735	6-3, 7-3	36150	6-30, 7-32
35783	6-2, 6-7, 7-2, 7-9	36171	6-2, 6-14, 7-2, 7-14
35790	6-2, 6-25, 7-2, 7-27	36173	6-28, 7-30
35791	6-23, 6-25, 7-25, 7-27	36188	6-30, 7-32
35792	6-25, 7-27	36189	6-30, 7-32
35794A	6-25, 7-27	36190	6-30, 7-32
35797	6-25, 7-27	36191	6-28, 7-30
35799	6-25, 7-27	36192	6-15, 7-16
35802	6-25, 7-27	36227	6-2, 6-5, 7-2, 7-5
35803	6-23, 7-25	36228	6-2, 6-5, 7-2, 7-5
35804	6-23, 7-25	36260	6-23, 7-25
35835	6-27, 7-29	36280	6-27, 7-29
35836	6-27, 7-29	36283	6-15, 7-16
35837	6-27, 7-29	36288	6-15, 7-16
35840	6-27, 7-29	36302	6-29, 7-31
35843	6-27, 7-29	36328	6-18, 7-18
35845	6-27, 7-29	36335	6-27, 7-29
35846	6-27, 7-29	36350	6-25, 7-27
35878-1	6-5, 7-5	36354	6-25, 7-27
35889	6-25, 7-27	36376	6-28, 7-30
		36420	6-27, 7-29

CROSS REFERENCE

Part Number	Page Number	Part Number	Page Number
36449	6-36, 7-15	45154	6-3, 7-3
36456	6-14, 7-14	45214	6-23, 7-25
36462	6-21, 7-23	45283	8-4
36466	6-21, 7-23	45310	8-3
36492-1	6-15, 7-16	45361	8-3
36499	6-29, 7-31	45365	8-3
36506	6-15, 7-16	45375	8-3
36513	6-27, 7-29	45405	6-14, 7-14
36514	6-27, 7-29	45962	6-31, 7-35, 8-12
36543	6-2, 6-23, 7-2, 7-25	46167A	6-7, 7-9
36555-1	8-10, 8-11	46390	6-27, 7-29
36555	8-10, 8-11	46983	6-9, 6-21, 6-29, 7-10, 7-23, 7-31
36556	6-21, 7-23	47037	6-2, 7-2
36557	6-25, 7-27	47178	6-23, 7-25
36563-1	6-31, 7-35, 8-10, 8-11, 8-12	47476	6-7, 7-9
36563	6-31, 7-35, 8-12	47638	7-17
36614	6-30, 7-32	47801	9-3
36616	6-36, 7-15	48619	6-25, 7-27
36617	8-9	48635	6-25, 7-27
36644	6-27, 7-29	48636	6-25, 7-27
36658	6-7, 7-9	48709	8-13
36663	6-7, 7-9	49266	6-13, 6-33, 6-35, 7-13, 7-37, 7-39
36665	6-7, 7-9	49681	6-21, 7-23
36666	6-7, 7-9	49843	6-30, 7-32
36672	6-7, 7-9	50011	6-23, 7-25
36675	6-7, 7-9	50051	6-36, 7-15
36699	6-3, 7-3	50054	6-14, 7-14
375016	6-29, 7-31	50118	8-9
37751	9-4	50735	6-30, 7-32
38637	9-4	50814	6-31, 7-35, 8-12
38824	6-23, 7-25	51109	6-17, 7-21
38890	9-2	51375	6-5, 7-5
38891	9-2	51458	8-13
39048	6-21, 7-23	51459	8-13
39327	6-9, 7-10	51534	6-11
39346	6-27, 7-29	51787	6-15, 7-16
39612	6-21, 7-23	52250	6-2, 6-23, 7-2, 7-25
40652	8-2	52615	8-13
40814	6-18, 6-30, 7-18, 7-32	54235	6-9, 7-10
41187	6-18, 6-23, 6-25, 7-18, 7-25, 7-27	54274	6-21, 7-23
41530	8-4	54527	6-15, 7-16
41580	8-4	54743	6-7, 7-9
41609	6-14, 7-14	55130	6-7, 7-9
41659	6-25, 7-27	55248	6-13, 6-35, 7-13
42173-1	8-6	55272	8-3, 8-4
42240	6-21, 7-23	55347	6-21, 7-23
43290	7-7	55586	7-17
43490	6-7, 7-9	56366	6-5, 7-5
43555	6-7, 6-10, 7-9, 7-11	56799	6-7, 7-9
43942	8-3	56827	7-17
44078	6-13, 7-13	57164	6-13, 7-13, 8-3, 8-4
44343-2	6-14, 7-14	57496	6-7, 6-21, 6-25, 6-30, 7-9, 7-23, 7-27, 7-32
44681-1	8-4	57497	6-29, 7-31
44681-2	8-4	57499	6-29, 7-31
44681	8-4	58075	6-7, 7-9
44828	6-13, 7-13	58676	6-7, 7-9
44847	6-15, 7-16	60490	6-35, 7-39
44939	6-7, 7-9		
44961	6-33, 6-35		

CROSS REFERENCE

Part Number	Page Number
60543	6-14, 7-14
60564	6-36, 7-15
60565	6-14, 7-14
60577	8-9
60588	6-13, 7-13
61104	6-14, 7-14
61106	6-14, 7-14
62170-3	6-15, 7-16
62170-4	6-14, 7-14
62351	8-5
63222	6-13, 7-13
63266	8-3, 8-4
63266A-2	6-31, 6-33, 6-35, 7-35, 7-37, 7-39, 8-12
63734	6-31, 7-35, 8-12
65375	6-7, 7-9
66099	8-13
67040	6-2, 6-8, 7-2
68198	7-2
70318	6-13, 7-13
70321	6-13, 7-13
70322	6-13, 7-13
70323	6-13, 7-13
70329	6-13, 7-13
75355	9-3
76062	7-17
76143	7-17
76181	8-9
77003	7-17
79599	6-19, 7-19
82342	6-15, 7-16
82747	6-13, 7-13
87244	6-8, 7-7
87445	7-7
87550	6-7, 7-9
87630	6-9, 7-10
87748	9-2

PART DESCRIPTION TO PAGE NUMBER CROSS REFERENCE LIST

A

Actuator, 6-11, 7-7
 Adhesive, 1 oz Tube (30 ml), 7-2
 Adhesive, 5 oz Tube (150 ml), 7-2
 Adhesive, 5 oz. Tube (150 ml), 6-2
 Adjustable Seat Kit, 8-13
 Adjuster Assembly, Seat, 8-13
 Adjuster, Seat, 8-13
 Ammeter, Charger, 6-14, 7-14
 Arm, Bail, L.H., 6-27, 7-29
 Arm, Bail, R.H., 6-27, 7-29
 Arm, Idler, 6-21, 6-27, 7-23, 7-29
 Arm, Pintle, 6-21, 7-23
 Arm, Safety, 6-8, 7-7
 Arm, Steering, 6-29, 7-31

B

Ball Joint, 6-21, 6-29, 7-23, 7-31
 Bar, Beater, 6-7, 7-9
 Bar, Hopper Seal, 7-2
 Bar, Mounting, 6-7, 7-9
 Bar, Propulsion, 6-21, 7-23
 Bar, Stiffener, 6-7, 7-9
 Base, Fire Door, 6-7, 7-9
 Base, Motor, 6-7, 7-9
 Battery Kit, 220 A/h, Dry, 8-12
 Battery Kit, 220 A/h, Wet, 6-31, 7-35
 Battery Kit, 305 A/h, Dry, 8-11
 Battery Kit, 305 A/h, Wet, 8-10
 Battery, 220 A/h, Dry, 8-12
 Battery, 220 A/h, Wet, 6-31, 7-35
 Battery, 305 A/h, Dry, 8-11
 Battery, 305 A/h, Wet, 8-10
 Bearing and Collar, 6-19, 6-23, 6-25, 6-30, 7-19, 7-25,
 7-27, 7-32
 Bearing, Adapter, 6-30, 7-32
 Bearing, Ball, 6-18, 6-25, 6-27, 6-30, 7-18, 7-27, 7-29,
 7-32
 Bearing, Journal, 6-7, 7-9

Bearing, Nylon, 6-21, 7-23
 Bearing, Self-Aligning, 9-3
 Bearing, Shaft, 6-28, 7-30
 Bearing, 9-4
 Block, Battery Spacer, 6-31, 7-35, 8-10, 8-11, 8-12
 Block, Spring Mounting, 6-21, 7-23
 Bracket, Adjustment, 6-28, 7-30
 Bracket, Battery Tray, 6-31, 7-35, 8-12
 Bracket, Belt Guide, 6-23, 7-25
 Bracket, Brake, 6-17, 7-21
 Bracket, Brush Lift, 6-27, 6-28, 7-29, 7-30
 Bracket, Fan Mount, 6-9, 7-10
 Bracket, Hose, 6-7, 7-9
 Bracket, L, 6-2, 6-7, 6-17, 6-25, 6-28, 7-2, 7-9, 7-21,
 7-27, 7-30, 8-2
 Bracket, Link, 6-7, 7-9
 Bracket, Lock, 6-13, 7-13
 Bracket, Mount, 8-5
 Bracket, Parking Brake, 6-17, 7-21
 Bracket, Safety Arm, 6-8
 Bracket, Side Brush, 6-25, 7-27
 Bracket, Support, L.H., 6-13, 7-13
 Bracket, Support, R.H., 6-13, 7-13
 Bracket, Taillight, 8-3
 Bracket, 6-14, 7-14
 Brake Assembly, Disc, 6-17, 7-21
 Breaker, Circuit, 6-13, 6-14, 7-13, 7-14, 8-3, 8-4
 Breather, 9-2
 Brush and Hub Assembly, Perlon, 6-3, 7-3
 Brush and Hub Assembly, Polypropylene, 6-3, 7-3
 Brush Set, Bosch, 9-2
 Brush Set, Prestolite, 9-2
 Brush Set, 6-23, 7-25
 Bulb, 8-3
 Bumper Kit, Front, 8-5
 Bumper, Rubber, 6-5, 6-15, 7-5, 7-16
 Bumper, 8-5
 Bushing, Flange, 6-15, 7-16
 Bushing, Taper Lock, 6-23, 7-25
 Bushing, 6-27, 7-29

CROSS REFERENCE

C

Cable Assembly, Battery, 6-33, 6-35, 7-37, 7-39
Cable Assembly, Main Brush, Lift, 6-28, 7-30
Cable Assembly, Side Brush, Lift, 6-28, 7-30
Cable Assembly, 6-31, 7-35, 8-9, 8-10, 8-11, 8-12
Cable, Brake, 6-17, 7-21
Cable, Speed Limiter, 7-33
Cap, Frame, 6-5, 7-5
Cap, Rubber, 6-29, 7-31
Chain and Hook Assembly, 8-2
Chain, Link, 6-2, 6-5, 7-2, 7-5
Chain, Roller, 6-18, 6-19, 7-18, 7-19
Channel, Pulley, 6-17, 7-21
Charger, Battery 50Hz VarVac, 8-9
Charger, Battery, 6-36, 7-15
Clamp, Spring, 6-7, 7-9
Clamp, Steering Column, 6-29, 7-31
Clamp, Worm Drive, 6-7, 6-10, 7-9, 7-11
Clevis, Adjust, 6-17, 7-21
Clip, Push-On, 6-7, 7-9
Clip, Spring, 6-8, 7-7
Collar, Float, 6-7, 7-9
Connection, Vacuum, 6-10, 7-11
Connector, Grey, 6-31, 6-33, 6-35, 7-35, 7-37, 7-39,
8-10, 8-11, 8-12
Contactor, 6-14, 7-14
Control Box 36V, 6-14, 7-14
Cord, Power, 6-14, 7-14
Cover Assembly, Filter, 6-7, 7-9
Cover Kit, 9-4
Cover, Actuator, 6-11
Cover, Terminal, 6-23, 6-31, 7-17, 7-25, 7-35, 8-12
Cylinder, Hydraulic, 7-17, 9-3

D

Decal, Timer, 6-14, 7-14
Demo kit, 8-6
Differential, 6-19, 7-19
Diode and Terminal Strip Assembly, 6-13, 7-13
Dipstick Assembly, 7-17

Disc, Brake, 6-19, 7-19
Door, Dump, 6-8
Door, 7-7

E

Eyebolt, 8-6

F

Fan, Cooling, 6-21, 7-23
Fastener, Slot Head, 6-5, 7-5
Fastener, 6-5, 6-7, 7-5, 7-9
Filter Assembly, 6-7, 7-9
Fitting, Elbow, 7-17
Fitting, Grease, 9-3
Fitting, Straight, 7-17
Flange, Bearing, 6-19, 6-23, 6-25, 7-19, 7-25, 7-27
Flange, 6-30, 7-32
Frame, Main, 6-5, 7-5
Fuse, 120 A, 7-17

G

Gasket, 6-7, 7-9
Gauge, Hour Meter, 6-13, 7-13
Gear Assembly, Steering, 6-29, 7-31
Grommet, 6-7, 6-15, 7-9, 7-16, 8-3, 8-4
Guard Kit, Overhead, 8-2
Guard, 6-27, 7-29

H

Handle, Brush Lift, 6-28, 7-30
Handle, 6-28, 7-30
Harness, Charger, 8-9
Headlight, 8-3
Hinge, 6-15, 6-27, 7-16, 7-29
Hopper, 6-8, 7-7
Horn, 6-14, 7-14
Hose, Hydraulic, 7-17
Hose, 6-7, 6-10, 7-9, 7-11
Housing, Bearing, 6-18, 6-25, 7-18, 7-27

Housing, Fan, 6-9, 7-10
Housing, Filter, 6-7, 7-9
Hub, Side Brush, 6-3, 7-3
Hub, Wheel, 6-30, 7-32

I

Impeller, 6-9, 7-10
Indicator Kit, Battery Discharge, 8-7
Indicator, Battery Discharge, 8-7
Insulator, Panel, 7-17
Isolator, Rubber, 6-15, 7-16
Isolator, Vibration, 6-21, 7-23

J

Jackshaft, Brush Drive, 6-23, 7-25

K

Key, Square, 6-9, 6-23, 7-10, 7-25
Key, Switch, 6-13, 7-13
Key, Woodruff, 6-9, 6-19, 6-21, 6-29, 7-10, 7-19, 7-23,
7-31
Knob, Timer Pointer, 6-14, 7-14
Knob, 6-13, 7-13

L

Label Set, Information and Hazard, 6-37, 7-34
Label, 215E, 6-37, 7-34
Label, Instrument Panel, 6-13, 7-13
Lamp, 8-4
Lanyard Assembly, 6-15, 7-16
Leg, Front, L.H., 8-2
Leg, Front, R.H., 8-2
Leg, Rear, L.H., 8-2
Leg, Rear, R.H., 8-2
Leg, Safety, 7-7
Lens, Amber, 8-4
Lens, Blue Revolving, 8-4
Lens, Red Revolving, 8-4
Lever, Damper, 6-10, 7-11
Lever, Release, 6-17, 7-21

Lever, Speed Limiter, 7-33
Lift, Front, 6-28, 7-30
Light Kit, Head and Taillight, 8-3
Light Kit, Revolving, 8-4
Light, Revolving, 8-4
Link, Chain, 6-18, 6-19, 7-18, 7-19
Link, Fusible, 6-7, 7-9

M

Main Brush, Polypropylene, 6-3, 7-3
Main Brush, Proex and Wire, 6-3, 7-3
Maintenance Kit, Belts, 6-2, 7-2
Maintenance Kit, Skirts and Seals, 6-2, 7-2
Meter, Volt 36V, 6-13, 7-13
Molding, Rigid, 6-9, 6-14, 6-15, 7-10, 7-14, 7-16
Motor, Bosch, 9-2
Motor, Electric, 6-23, 7-25
Motor, Prestolite, 9-2
Motor, Shaker, 6-7, 7-9
Mount, Cable Tie, 6-13, 7-13
Mount, Cabletie, 6-35
Mount, Charger, 6-36, 7-15
Mount, Motor, 6-7, 7-9
Mount, Transmission, 6-21, 7-23

N

Nut, Hex, Jam, 6-21, 7-23
Nut, Hex, L.H., 6-27, 7-29
Nut, Hex, 6-18, 6-21, 7-18, 7-23
Nut, L.H., 6-25, 7-27
Nut, Nylon, 6-18, 6-27, 6-30, 7-18, 7-29, 7-32
Nut, Speed, 6-7, 7-9

P

Pad, Spacer, 8-2
Pad, Rubber, 6-7, 7-9, 8-5
Pad, 6-17, 7-21
Panel Assembly, Lower, L.H., 6-5, 7-5
Panel, Electrical Component, 6-14, 7-14
Panel, Electrical, 6-14, 7-14

CROSS REFERENCE

Panel, Floor, L.H., 6-14, 7-14
Panel, Floor, R.H., 6-14, 7-14
Panel, Instrument, 6-13, 7-13
Panel, Lower, R.H., 6-5, 7-5
Panel, Top Filter, 6-7, 7-9
Partition, Front Support, 6-14, 7-14
Pedal, Brake, 6-17, 7-21
Pedal, Foot, 6-21, 7-23
Pedestal, 8-4
Pin, C, 6-7, 7-9
Pin, Clevis, 6-11, 6-17, 6-21, 6-25, 6-28, 7-7, 7-21, 7-23, 7-27, 7-30
Pin, Guide, 6-15, 7-16
Pin, Roll, 6-15, 6-17, 7-16, 7-21
Pintle Subassembly, 9-4
Pivot Assembly, Hopper, 6-7, 7-9
Pivot, Speed Limiter, 7-33
Plate, Beater Bar, 6-7, 7-9
Plate, Damper, 6-10, 7-11
Plate, Fire Door, 6-7, 7-9
Plate, Housing Backing, 6-9, 7-10
Plate, Motor, 6-23, 7-25
Plate, Seat Support, 8-13
Plate, Seat, 6-15, 7-16
Plate, Side Brush, 6-25, 7-27
Plate, Spring, 6-21, 7-23
Plate, Support, L.H., 6-18, 7-18
Plate, Support, R.H., 6-18, 7-18
Plug, Brush Drive, 6-27, 7-29
Plug, Brush Idler, 6-27, 7-29
Plug, Terminal, 8-3, 8-4
Plugbutton, 6-13, 6-23, 7-13, 7-25
Pulley, Cable, 6-17, 6-28, 7-21, 7-30
Pulley, Idler, 6-27, 7-29
Pump Kit, 9-2
Pump, Hydraulic, 7-17, 9-2

R

Replacement Kit, Charger F/36235, 6-36, 7-15
Replacement Kit, Charger F/41622, 8-9
Replacement Kit, Pedestal F/02206, 8-4
Replacement Kit, Skirt, 7-5

Replacement Kit, Skirts, 6-5
Replacement Kit, Thumb Screw F/12947, 6-7, 7-9
Reservoir Assembly, 9-2
Reservoir Kit, 9-4
Retainer, Bearing, 6-27, 7-29
Retainer, Hopper Side Seal, 7-2
Retainer, L.H., 6-2, 6-5, 7-2, 7-5
Retainer, Screw, 6-7, 7-9
Retainer, Side Seal, 7-7
Retainer, Skirt, R.H., 6-2
Retainer, Skirt, L.H., 6-2, 7-2
Retainer, Skirt, R.H., 6-5, 7-2, 7-5
Retainer, Skirt, 6-5, 7-5
Retainer, Spring, 6-15, 7-16
Ring, Retaining, 6-21, 6-27, 7-23, 7-29
Rivet, Pop, 6-7, 7-9
Rod, Motor Plate, 6-23, 7-25
Rod, Parking Brake, 6-17, 7-21
Rod, Speed Limiter, 7-33
Rod, Steering, 6-29, 7-31
Rod, Vacuum Control, 6-10, 7-11

S

Screw, Flat Head, 6-27, 7-29
Screw, Full Thread, 6-9, 6-18, 6-21, 7-10, 7-18, 7-23
Screw, Hex, L.H., 6-25, 7-27
Screw, Hex, 6-21, 6-23, 6-30, 7-23, 7-25, 7-32
Screw, Nylon Set, 6-7, 6-19, 6-21, 6-23, 6-25, 6-30, 7-9, 7-19, 7-23, 7-25, 7-27, 7-32
Screw, Set, 6-9, 7-10
Screw, Shoulder, 7-33
Seal Assembly, Hopper Lip, 7-7
Seal Kit, Overhaul, 9-4
Seal Kit, 9-2, 9-3
Seal, Brush, L.H., 6-2, 7-2
Seal, Brush, R.H., 6-2, 6-5, 7-2, 7-5
Seal, Brush, 6-5, 7-5
Seal, Foam Rubber, 6-2, 6-5, 6-7, 6-8, 6-14, 7-2, 7-5, 7-7, 7-9, 7-14
Seal, Foam, Hopper Lip, 7-2
Seal, Hopper Door, 7-2, 7-7
Seal, Hopper Lip, 6-2, 6-7, 7-2, 7-7, 7-9

Seal, Hopper Side, 6-2, 6-5, 7-2, 7-5, 7-7
 Seal, Hopper Top, 6-2, 6-5, 7-2, 7-5
 Seal, O-ring, 7-17
 Seal, Rubber, 6-2
 Seat Assembly, 6-15, 7-16
 Shaft Kit, Input, 9-4
 Shaft, Bearing and Flange Assembly, 6-9, 7-10
 Shaft, Brush Drive, 6-27, 7-29
 Shaft, Output, 9-4
 Shaft, Plug, 6-27, 7-29
 Shaft, Side Brush, 6-25, 7-27
 Sheave, Fan, 6-9, 7-10
 Sheave, Idler, 6-21, 6-27, 7-23, 7-29
 Sheave, Motor Drive, 6-23, 7-25
 Sheave, Transmission, 6-21, 7-23
 Sheave, 6-23, 6-25, 6-27, 7-25, 7-27, 7-29
 Shield, Plug, 6-27, 7-29
 Skir, 7-5
 Skirt, Back Brush, 6-2, 7-2
 Skirt, Brush Wrap, 6-5, 7-5
 Skirt, Brush, R.H., 6-2, 6-5, 7-2, 7-5
 Skirt, L.H., 6-2, 6-5, 7-2, 7-5
 Skirt,, 6-2
 Skirt, 6-2, 6-5, 6-29, 7-2, 7-5, 7-31
 Sleeve, Bearing, 6-25, 7-27
 Sleeve, Rubber, 6-7, 7-9
 Sleeve, Transmission, 6-21, 7-23
 Sleeve, Vinyl, 6-36, 7-15, 8-2
 Sleeve, 6-2, 6-9, 6-10, 6-18, 6-21, 6-23, 6-25, 6-27, 6-29, 7-2, 7-10, 7-11, 7-18, 7-23, 7-25, 7-27, 7-29, 7-31
 Spacer, Brush, 6-25, 7-27
 Spacer, Seat Adjuster, 8-13
 Spring, Brush, 6-23
 Spring, Compression, 6-7, 6-15, 6-17, 7-9, 7-16, 7-21
 Spring, Directional Control, 6-21, 7-23
 Spring, Latch, 6-15, 7-16
 Spring, Tension, 6-10, 6-17, 6-21, 6-25, 6-27, 7-11, 7-21, 7-23, 7-27, 7-29
 Sprocket, 6-18, 6-19, 6-21, 7-18, 7-19, 7-23
 Stop, Transmission, 6-21, 7-23
 Strain Relief, 6-14, 7-14
 Strap, Brush Handle, 6-28, 7-30

Strap, Shaker Motor, 6-7, 7-9
 Strap, Support, 6-21, 7-23
 Strip, Hopper Seal, 7-7
 Strip, Retainer, 6-2, 6-5, 7-2, 7-5
 Strip, Terminal, 6-14, 7-14
 Strip, 6-2, 6-5, 6-25, 7-2, 7-5, 7-27, 8-5
 Stud, 6-21, 7-23
 Support, Bail Arm, 6-27, 7-29
 Support, Jackshaft, 6-23, 7-25
 Support, Lintel, L.H., 6-13, 7-13
 Support, Lintel, R.H., 6-13, 7-13
 Support, Seat, 6-15, 7-16
 Support, Wheel, 6-30, 7-32
 Switch Assembly, Key, 6-13, 7-13
 Switch, Push, 6-13, 7-13
 Switch, Seal, 6-13, 7-13
 Switch, Start, 9-2
 Switch, Timer, 6-14, 7-14
 Switch, Toggle, 6-13, 7-13
 Switch, 6-15, 7-16, 8-3, 8-4

T

Taillight, 8-3
 Terminal, Connector, 8-9
 Terminal, Quick Disconnect, 8-9
 Terminal, Spade, 6-14, 7-14, 8-9
 Terminal, 8-3
 Thumb Screw, 6-7, 7-9
 Tie, Cable, 14.75" (375 mm), 6-33, 6-35
 Tie, Cable, 6.75" (172 mm), 6-33, 6-35, 7-37, 7-39
 Tie, Cable, 6-13, 7-13
 Tire, 6-18, 6-30, 7-18, 7-32
 Top, Overhead Guard, 8-2
 Transmission, 6-21, 7-23, 9-4
 Tray, Battery, L.H., 6-31, 7-35, 8-12
 Tray, Battery, R.H., 6-31, 7-35, 8-12
 Tread, Floor, 6-5, 7-5
 Trunnion, Adjustment, 6-28, 7-30
 Tube, Brush Lift, 6-28, 7-30
 Tube, Hydraulic, 7-17
 Tube,spacer, 6-30, 7-32
 Tube, 6-21, 7-7, 7-23

CROSS REFERENCE

V

V-Belt, 6-2, 6-23, 6-25, 7-2, 7-25, 7-27

Valve Kit, Relief, 9-2

Valve Kit, Solenoid, 9-2

W

Washer, Belleville, 6-18, 6-23, 6-25, 7-18, 7-25, 7-27

Washer, 6-17, 6-18, 6-27, 6-30, 7-18, 7-21, 7-29, 7-32

Weight, Eccentric, 6-7, 7-9

Wheel, Half, 6-18, 6-30, 7-18, 7-32

Wheel, Steering, 6-29, 7-31

Wire Assembly, Cable, 6-31, 6-33, 6-35, 7-35, 7-37,
7-39, 8-12

Wire Assembly, 6-31, 7-35, 8-3, 8-10, 8-11, 8-12

Wire Harness, Instrument Panel, 6-33, 6-35, 7-37,
7-39

Wire Harness, Main, 6-33, 6-35, 7-37, 7-39


Wire, 9-2





TENNANT COMPANY
 Technical Publications #15
 701 North Lilac Drive
 P.O. Box 1452
 Minneapolis, MN 55440-9947

POSTAGE WILL BE PAID BY ADDRESSEE

BUSINESS REPLY MAIL
 FIRST CLASS MAIL PERMIT NO. 94 MINNEAPOLIS, MN



NO POSTAGE
 NECESSARY
 IF MAILED
 IN THE
 UNITED STATES



Fold along dotted lines

Tape here






TENNANT COMPANY
 Technical Publications #15
 701 North Lilac Drive
 P.O. Box 1452
 Minneapolis, MN 55440-9947

POSTAGE WILL BE PAID BY ADDRESSEE

BUSINESS REPLY MAIL
 FIRST CLASS MAIL PERMIT NO. 94 MINNEAPOLIS, MN



NO POSTAGE
 NECESSARY
 IF MAILED
 IN THE
 UNITED STATES



Fold along dotted lines

Tape here

