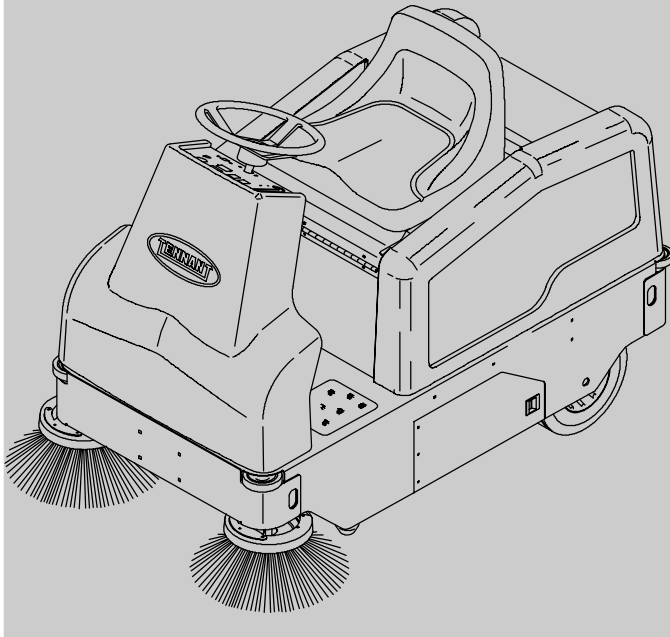





6100

(Battery)

Rider Sweeper Parts Manual



North America / International

www.tennantco.com

330250
Rev. 11 (04-2011)



When ordering replacement parts, use the illustrated parts list section in this manual. Before ordering parts or supplies, be sure to have your machine model number and serial number available. Only use TENNANT Company supplied or equivalent parts. Parts and supplies may be ordered online, by phone, or mail from any authorized parts and service center, distributor or from any of the manufacturer's subsidiaries.

This machine will provide excellent service. However, the best results will be obtained at minimum costs if:

- The machine is operated with reasonable care.
- The machine is maintained regularly - per the machine maintenance instructions provided.
- The machine is maintained with manufacturer supplied or equivalent parts.

MACHINE DATA

Please fill out at time of installation for future reference.

Model No. - _____

Serial No. - _____

Machine Options - _____

Sales Rep. - _____

Sales Rep. phone no. - _____

Customer Number - _____

Installation Date - _____

Tennant Company

PO Box 1452

Minneapolis, MN 55440

Phone: (800) 553-8033 or (763) 513-2850

www.tennantco.com

InstantAccess, Quick Mop, and VCS are US registered and unregistered trademarks of Tennant Company.

Specifications and parts are subject to change without notice.

Copyright © 1998-2002, 2004, 2005, 2007, 2008, 2011 TENNANT Company, Printed in U.S.A.

HOW TO USE THIS MANUAL

This section on *HOW TO USE THIS MANUAL* will tell you how to:

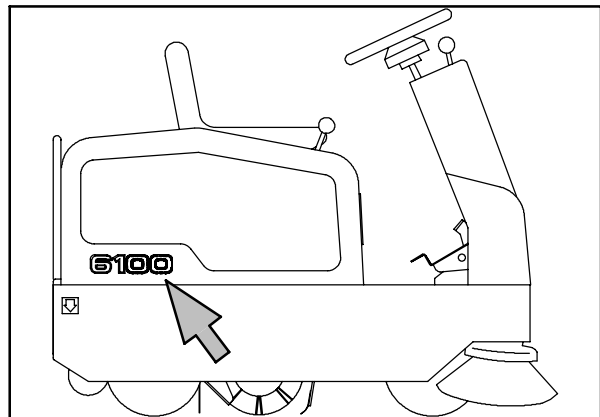
- Find important machine information for ordering correct repair parts.
- Find TENNANT part numbers.
- Order TENNANT parts and supplies.

IMPORTANT INFORMATION

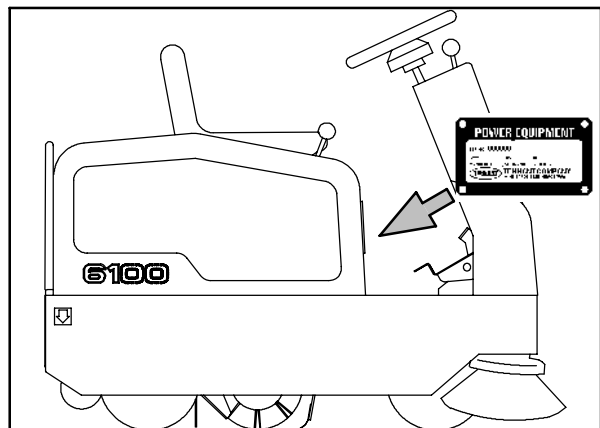
When placing an order for parts, the machine model and machine serial number are important. Refer to the *MACHINE DATA* box which is filled out during the installation of your machine. The *MACHINE DATA* box is located on the inside of the front cover of this manual.

MACHINE DATA	
<i>Please fill out at time of installation for future reference.</i>	
Machine Model Number -	6100E
Machine Serial Number -	_____
Machine Options -	_____
TENNANT Representative/phone no. -	_____
Customer ID Number -	_____
Date of Installation -	_____
Manual Number -	330250
Revision:	01
Published:	12-98

The model number of your machine is on the side of the machine.



The serial number of your machine is printed on the machine data plate located as shown.



HOW TO USE THIS MANUAL

FINDING A TENNANT PART NUMBER

This manual contains the following sections:

- HOW TO USE THIS MANUAL
- STANDARD PARTS
- OPTIONS
- BREAKDOWNS
- CROSS REFERENCE

The STANDARD PARTS section lists repair parts for standard machines. They are grouped in this general order:

- General wear parts.
- Machine frame and related parts.
- Machine propelling system.
- Sweeping components.
- Electrical parts.

The OPTION section lists repair parts of options.

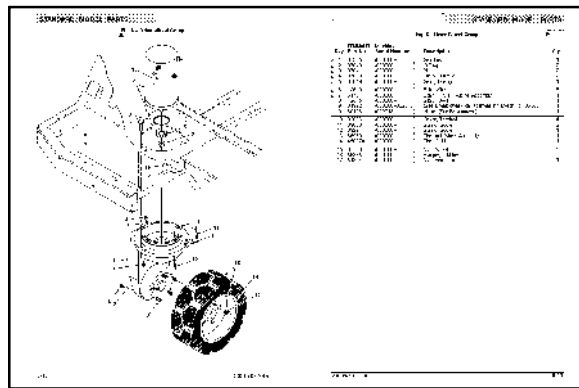
The BREAKDOWN section lists available repair parts of major components.

All sections in this manual consist of parts illustrations and corresponding parts lists.

The parts illustrations are numbered with **Ref** numbers which refer to corresponding parts lists.

The parts lists include a number of columns of information:


- **Ref** - column refers to the reference number on the parts illustration.
- ▽ - indicates the part is an assembly.
- ▲ - indicates the part is included in the assembly listed just before it.
- **Part No.** - column lists the TENNANT part number for the part.
- **Serial Number** - column indicates the set of machines the part number is applicable to. Serial numbers change when the machine design has been modified. The most current design of the machine is shown in the main illustration, older designs are boxed in a corner of the illustration.
- **Description** - column is a brief description of the part.
- **Qty.** - column lists the quantity of that part used in that area of the machine.



Key	TENNANT Part No.	Machine Serial Number	Description	Qty.
▽	1 87255	Q000C0	Gearbox	1
▲	2 87640	Q000C0	O-Ring	1
▲	3 87641	Q000C0	Plug	1
▲	4 87239	Q000C0	Fitting, Grasp	1
▲	5 87640	Q000C0	Gear, Driving	1
▲	6 12610	Q000C0	Bolt, Wheel	5
▲	7 61791	Q000C0	Beating and Housing Assembly	1
▲	8 12649	Q000C0	Seal, O-Ring	1
▲	9 31592	Q000C0-C03C17	See Breakdowns; Replacement Kit Motor For 86366	1
▲	9 63196	Q02018-	Motor (See Breakdowns)	1
1C	02C76	Q000C0-	Cover, Terminal	4
11	09C00	Q000C0-	Screw, Socket	2
12	09294	Q000C0-	Screw, Socket	1
15	R5C70	Q000C0-	Tire and Wheel Assembly	1
14	45C27A	Q000C0-	Tire, Solid	1
1E	87750	Q000C0-	Mnt, Wheel	5
1E	55555	Q000C0	Bumper, Rubber	2
17	61624	Q000C0-	Rub, Pat, Thin	1

NOTE: If a service kit is installed on your machine, be sure to keep the **INSTRUCTION BULLETIN** which came with the kit. It contains repair parts numbers needed for ordering future parts.

NOTE: Fasteners used in this machine may be metric or non-metric. Take care when replacing hardware to replace with same thread size.



PLACING AN ORDER

Orders may be placed by phone, fax, or by mail. Phone orders may need written confirmation. Follow the steps below to insure prompt delivery:

1. Identify the model number of your machine.
2. Identify the serial number of your machine.
3. Find the part number of the part you need. Do not order by page number or reference number. If you are not able to find the part number, call your TENNANT representative for help or send the old part as a sample.
4. Determine the quantity of the part you need.
5. Provide the following company information:
 - Company name
 - Customer ID Number
 - Shipping address
 - Billing address
 - First and last name of person ordering parts
 - Telephone number
 - Purchase order number
6. Provide definitive shipping instructions.

HOW TO USE THIS MANUAL

Any claim for loss or damage to a shipment in transit should be filed promptly with the transportation company making the delivery. Shipments will be complete unless the packing list or order acknowledgement indicates items back ordered.

If parts received are suspected to be incorrect or defective, please contact the TENNANT representative from whom you ordered the part. They will give authorization for return and/or handle replacement shipments when required.

SECTION 2

Contents	Page
Fig. 1 - General Recommended Maintenance Items	2-3
Fig. 2 - Replacement Brushes	2-5
Fig. 3 - Main Frame Group	2-6
Fig. 4 - Seat and Shroud Group	2-8
Fig. 5 - Steering Group	2-10
Fig. 6 - Instrument Panel Group	2-12
Fig. 7 - Electrical Panel Group	2-14
Fig. 8 - Front Wheel Pivot Group (000000-002362)	2-16
Fig. 9 - Front Drive Wheel Group (000000-002362)	2-18
Fig. 10 - Front Drive Wheel Group (002363-)	2-20
Fig. 11 - Front Brake Linkage Group (000000-002362)	2-22
Fig. 12 - Front Brake Linkage Group (002363-002651)	2-24
Fig. 13 - Front Brake Linkage Group (002652-)	2-26
Fig. 14 - Directional Pedal Group	2-28
Fig. 15 - Rear Wheel Group	2-30
Fig. 16 - Brake Pedal Group	2-32
Fig. 17 - Main Brush Skirts Group	2-34
Fig. 18 - Main Brush Front Flap Group	2-36
Fig. 19 - Main Brush Idler Group	2-38
Fig. 20 - Main Brush Drive Group	2-40
Fig. 21 - Side Brush Lift Group	2-42
Fig. 22 - Side Brush Motor Group	2-44
Fig. 23 - Vacuum Fan Group	2-46
Fig. 24 - Vacuum Fan Box Group	2-48
Fig. 25 - Hopper Group	2-50
Fig. 26 - Filter Shaker Group	2-52
Fig. 27 - Battery Group	2-54
Fig. 28 - Electrical Schematic (000000-002014)	2-56
Fig. 29 - Electrical Schematic (002015-)	2-58
Fig. 30 - Wire Harnesses Group	2-60
Fig. 31 - Label Group	2-67

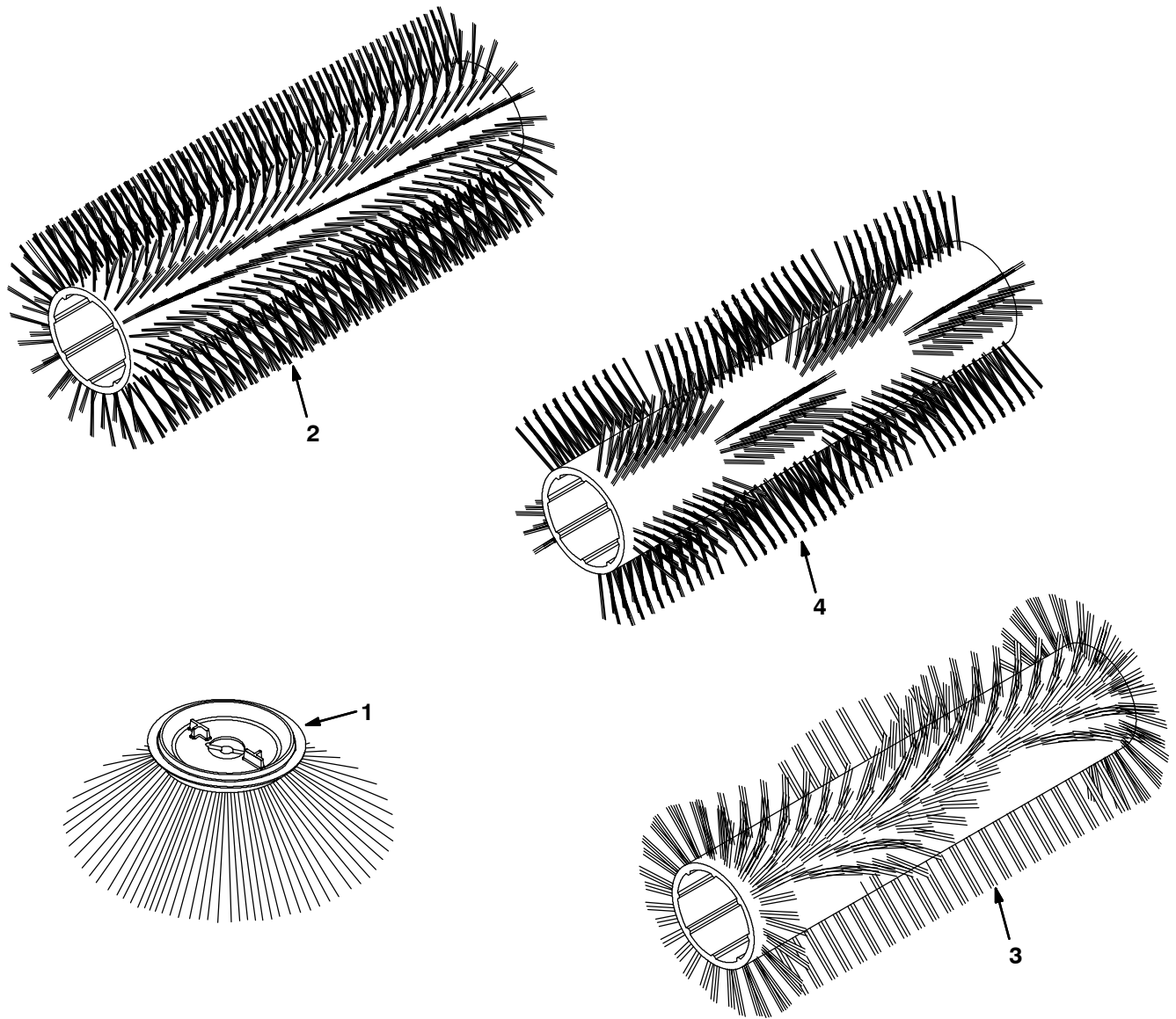
Fig. 1 - General Recommended Maintenance Items

Ref.	Part No.	Serial Number	Description	Qty.
	83189	(000000-) Knob Assy	1
▽	83119	(000000-) Skirt Kit, 6100	1
▲	81748	(000000-) Skirt, Side, Left Hand	1
▲	81715	(000000-) Skirt, Side, Right Hand	1
▲	81727	(000000-) Skirt, Recirculation	1
▲	83117	(000000-) Skirt, Side	2
▲	81740	(000000-) Skirt, Front	1
▲	81726	(000000-) Skirt, Recirculation	1
▽	83039	(000000-) Seal Kit, Hopper, 6100	1
▲	81965	(000000-) Seal, Bulb .50 X .50 X 9.19Lg	2
▲	83115	(000000-) Seal, Foam, Extrusion 23.5	1
▲	81966	(000000-) Seal, Bulb .38 X .75 X 22.62Lg	1
▽	83038	(000000-) Bearing Assy, Vac Fan	1
▲	81838	(000000-) Housing, Bearing	1
▲	81830	(000000-) Bearing, Ball	2
▲	81828	(000000-) Shaft, Fan	1
▲	41722	(000000-) Washer, .516B .90D .07Cr	1
	384432	(000000-) Belt, V 3L520	1
	81899	(000000-) Belt, 3V	1
	83420	(000000-) Brake Kit, Disc	1
	83269	(000000-) Bag, Vac Wand (10 Bags)	1
	83289	(000000-) Hose, Flex	1
	375210	(000000-) Filter Package, Dust, Panel, 62 Pleats	1
▽	383718	(000000-) Kit, Perf, Sweeper, [6100e]	1
▲	83189	(000000-) Kit, Replmt, Knob Assy, [6100]	2
▲▽	83038	(000000-) Kit, Replmt, Bearing, Vacuum Fan, [6100]	1
▲▲	81838	(000000-) Housing, Brg, Vacfan	1
▲▲	81830	(000000-) Bearing, Ball, 0.47b 1.26d 0.39w	2
▲▲	81828	(000000-) Shaft, Drive, Vacfan	1
▲▲	41722	(000000-) Washer, 0.52b 0.90d .07, Stl, PI	1
▲	83420	(000000-) Kit, Replmt, Stator Assy, Brake, Disc	1
▲	81899	(000000-) Belt, V, [3v] 32.9l	1
▲	384432	(000000-) Belt, V, 3l 52.0l	1
▲	83050	(000000-) Belt, Synchronous, 25mm 05p 500l [Gt]	1
▲	83053	(000000-) Chain, Roller, #40, 056 Pitches, O-Ring	1
▲	1037209	(000000-) Filter, Panl, Dust, 4.2 X 13.3 X 21.0	1
▲	81748	(000000-) Skirt, Side, Lh	1
▲	08712	(000000-) Nut, Hex, Lock, M06 X 1.0, NI, Ss	10
▲	81715	(000000-) Skirt, Side, Rh	1
▲	81727	(000000-) Skirt, Recirculation, Rear	1
▲	361339	(000000-) Screw, Hex, M06 X 1.0 X 16, Fmg	3
▲	222159	(000000-) Screw, Hex, M06 X 1.0 X 25, Fmg	1
▲	81725	(000000-) Skirt, Recirculation	1
▲	360821	(000000-) Screw, Flt, M08 X 1.25 X 16, 10.9	4
▲	361339	(000000-) Screw, Hex, M06 X 1.0 X 16, Fmg	4
▲	81726	(000000-) Skirt, Recirculation, Front	1
▲	361339	(000000-) Screw, Hex, M06 X 1.0 X 16, Fmg	5
▲	81740	(000000-) Skirt, Front	1
▲	08712	(000000-) Nut, Hex, Lock, M06 X 1.0, NI, Ss	5
▲	83117	(000000-) Skirt, Side	2

Fig. 1 - General Recommended Maintenance Items

Ref.	Part No.	Serial Number	Description	Qty.
▲	361339	(000000-) Screw, Hex, M06 X 1.0 X 16, Fmg	2
▲	30013	(000000-) Washer, Flat, .31 Fender	4
▲	223470	(000000-) Screw, Btn, M08 X 1.25 X 25, Ss	2
▲	08713	(000000-) Nut, Hex, Lock, M08 X 1.25,NI, Ss	2
▲	81965	(000000-) Seal, Bulb, .50th, .50w X 09.19l	2
▲	83115	(000000-) Seal, Bulb, Str, 0.76h .93w 23.5l Adh	1
▲	81966	(000000-) Seal, Bulb, Str, .38th, 0.75w X 22.6l	1
▽	398329	(000000-) Kit, Maint, 800hr [6100 E]	1
▲	83189	(000000-) Kit, Replmt, Knob Assy, [6100]	1
▲	384023	(000000-) Kit, Skirt, [6200]	1
▲	83039	(000000-) Kit, Seal, Hppr [6100]	1
▲▽	83038	(000000-) Kit, Replmt, Bearing, Vacuum Fan, [6100]	1
▲▲	81838	(000000-) Housing, Brg, Vacfan	1
▲▲	81830	(000000-) Bearing, Ball, 0.47b 1.26d 0.39w	2
▲▲	81828	(000000-) Shaft, Drive, Vacfan	1
▲▲	41722	(000000-) Washer, 0.52b 0.90d .07, Stl, Pl	1
▲	83420	(000000-) Kit, Replmt, Stator Assy, Brake, Disc	1
▲	384102	(000000-) Belt, V, [3l] 50.0l	1
▲	383861	(000000-) Belt, V, [3l] 33.9l	1
▲	375210	(000000-) Filter Package, Dust, Panel, 62 Pleats	1
	16411	(000000-) Paint, Airdry, Off-white, 12oz	1
	16412	(000000-) Paint, Airdry, Teal, 12oz, Solid	1
	377540	(000000-) Paint, Airdry, Blk, 12oz	1
	377538	(000000-) Paint, Airdry, Gray, 12oz [Enamel]	1
	377537	(000000-) Paint, Airdry, Iron Gray, 12oz[Pwdr Coat]	1

Fig. 2 - Replacement Brushes



353517-ALL

Ref.	Part No.	Serial Number	Description	Qty.
1	80042	(000000-) Brush, Disk, Swp, Polypropylene	1
1	384473	(000000-) Brush, Disk, Swp, Polypropylene	1
1	378804	(000000-) Brush, Disk, Swp, H.D. Polypropylene	1
2	81888	(000000-) Brush, Swp, Polypropylene	1
2	83031	(000000-) Brush, Swp, Natural Fiber	1
3	83030	(000000-) Brush, Swp, Polypropylene	1
4	370048	(000000-) Brush, Swp, Polypropylene	1

Fig. 3 - Main Frame Group

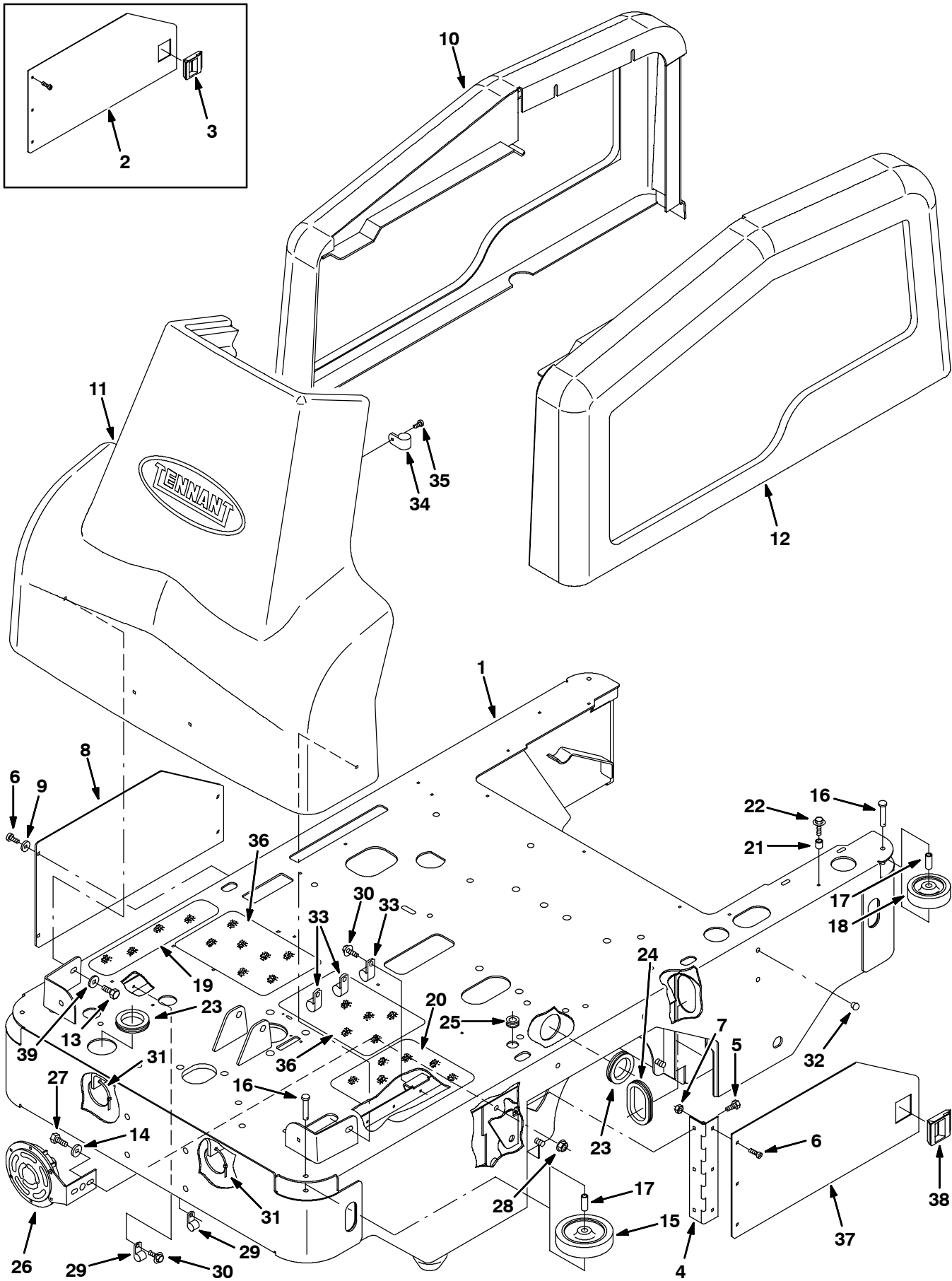


Fig. 3 - Main Frame Group

Ref.	Part No.	Serial Number	Description	Qty.
1	81601	(000000-) Frame, Wldt, Main, Swpr	1
2	384426	(000000-001469) Kit, Door, Brush	1
3	81855	(000000-001469) Latch	1
4	81721	(000000-) Hinge	1
5	87308	(000000-) Screw, Hex, M06-1.0 X 12, 8.8	3
6	363503	(000000-) Screw, Pan, M06-1.0 X 12, Ss	7
7	08712	(000000-) Nut, Hex, Lock, M06-1.0, NI,Ss	6
8	81779	(000000-) Plate, Door, Brush	1
9	32483	(000000-) Washer, Flat, .25 Sae	4
10	83155	(000000-) Shroud, R.H.	1
11	83157	(000000-) Shroud, Front, 6100	1
12	83154	(000000-) Shroud, L.H.	1
13	16735	(000000-) Screw, Hex, M08-1.25 X 16, 8.8	4
14	32491	(000000-) Washer, Flat, .31 Hard	3
15	81580	(000000-) Wheel, Bumper, 4 In Dia	2
16	81581	(000000-) Pin, Clevis, .31 Dia X 1.75 Lg	4
17	383910	(000000-) Sleeve, P/M, 0.437d 0.318b 1.06l 430ss	4
18	81582	(000000-) Wheel, Bumper 3.0 Od	2
19	82839	(000000-) Pad	1
20	16368	(000000-) Tread, Floor	1
21	222460	(000000-) Sleeve	1
22	222159	(000000-) Screw, Hex, Fmg, M06-1.0 X 25	1
23	54345	(000000-) Grommet, Rubber	2
24	62595-16	(000000-) Molding, Trim 11-14Ga 8.50	1
25	10632-9	(000000-) Grommet, Rubber	1
26	369702	(000000-) Horn	1
27	16931	(000000-) Screw, Hex, M08-1.25 X 20, 8.8	1
28	07791	(000000-) Nut, Hex, Flange, M08-1.25	1
29	26395-1	(000000-) Clamp, Cable	2
30	361339	(000000-) Screw, Hex 6X 1.0 16 Pltd	5
31	49266	(000000-) Tie, Cable 1.75D Max 7.50Lg	2
32	01314	(000000-) Button, Plug	6
33	40678-1	(000000-) Clamp, Cable	3
34	56094	(000000-) Clamp, Strap	2
35	360973	(000000-) Scr-Pan 12 X .50 F/Plst PI	2
36	32646	(000000-) Tread, Floor	2
37	384416	(001470-) Plate, Door, Brush	1
38	384423	(001470-) Latch	1
39	1017218	(000000-) Washer, Flat, 0.321b 1.00d .12, Ss	2

Fig. 4 - Seat and Shroud Group

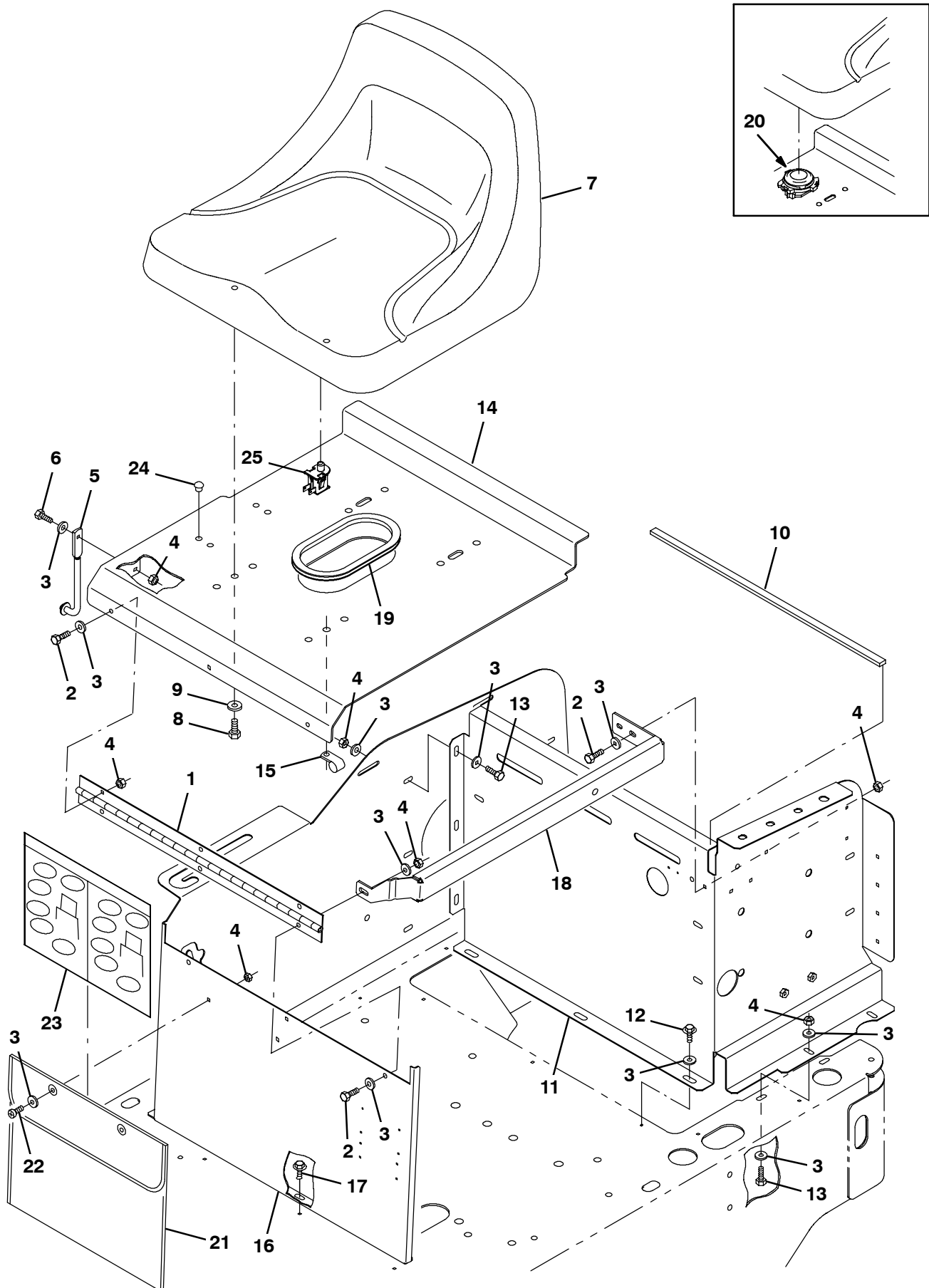


Fig. 4 - Seat and Shroud Group

Ref.	Part No.	Serial Number	Description	Qty.
1	81902	(000000-) Hinge, Seat Support	1
2	06942	(000000-) Screw, Hex, M06-1.0 X 16, 8.8	8
3	32490	(000000-) Washer, Flat, .25 Hard	26
4	08708	(000000-) Nut, Hex, Lock, M06-1.0, NI	17
5	223080	(000000-) Rod, Propelling	1
6	06943	(000000-) Screw, Hex, M06-1.0 X 20, 8.8	1
7	9005082	(000000-004016) Seat Kit, Std, Replmt	1
7	1048932	(004017-) Seat, Std [Michigan, Model V-2505]	1
8	54396	(000000-004016) Screw, Hex, .31-18 X 0.75, G5	4
8	76955	(004017-) Screw, Hex, .31-18 X 1.00, G5	4
9	32491	(000000-) Washer, Flat, .31 Hard	4
10	1063907	(000000-) Seal, Afmkt, Rbr, Clsd, Adh, 03ft	1
11	81874	(000000-003717) Lintel Wldt, Rear	1
11	1036665	(003718-) Lintel Wldt, Rear	1
12	222158	(000000-) Screw, Hex, Fmg, M06-1.0 X 10	3
13	06943	(000000-) Screw, Hex, M06-1.0 X 20, 8.8	5
14	83124	(000000-) Plate Assy, Seat W/Label	1
15	67767	(000000-) Clamp, Cable	1
16	81910	(000000-) Panel, Seat Support	1
17	74455	(000000-) Screw, Hex, Fmg, M06-1.0 X 12	8
18	83364	(000000-) Brace, Seat Support	1
19	81995	(000000-) Molding, Trim 11-14Ga 19.0	1
20	223078	(000000-004016) Switch, Seat	1
21	68275	(000000-) Pouch	1
22	09145	(000000-) Scr Pan M6 X 1.0 16	2
23	83122	(000000-) Instr, Mach, Use And Care [6100]	1
24	33806	(000000-) Button, Plug	4
25	1048955	(004017-) Switch, Seat, No [Delta 6440-04]	1

Fig. 5 - Steering Group

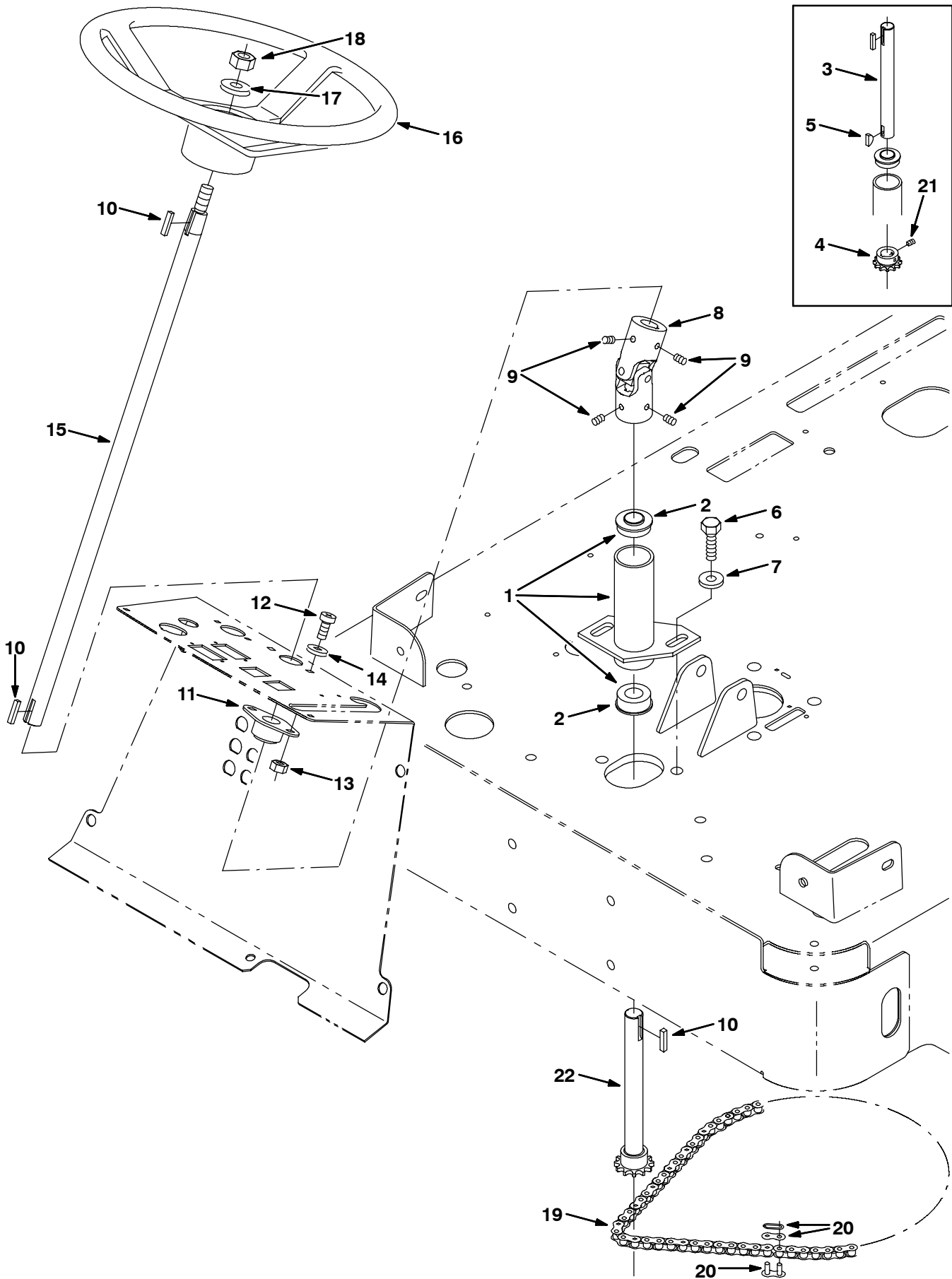


Fig. 5 - Steering Group

	Ref.	Part No.	Serial Number	Description	Qty.
▽	1	83112	(000000-) Housing Assy, Bearing	1
▲	2	223073	(000000-) Bearing, Flange	2
	3	223068	(000000-002339) Shaft, Steering (Replaced by 391401)	1
	4	223070	(000000-002339) Sprocket, Steering	1
	5	00500-10	(000000-002339) Key, Woodruff	1
	6	03192	(000000-) Screw, Hex, M10-1.5 X 30, 8.8	2
	7	41187	(000000-) Washer, Belleville, .38	2
	8	1040295	(000000-) Joint, U, 0.75id	1
	9	46820	(000000-) Screw, Set, .31-18 X 0.38, NI	4
	10	00912	(000000-) Key, Square	3
	11	223065	(000000-) Bearing, Flange	1
	12	09737	(000000-) Screw, Pan, M08-1.25X 20, 4.8	2
	13	08709	(000000-) Nut, Hex, Lock, M08-1.25,NI	2
	14	39349	(000000-) Washer, Flat, .31 Sae	2
	15	223061	(000000-) Shaft, Steering	1
	16	223075	(000000-) Wheel, Steering	1
	17	32493	(000000-) Washer, Flat, .50 Hard	1
	18	08711	(000000-) Nut, Hex, Lock, M12-1.75,NI	1
	19	83113	(000000-) Chain, Roller #35, .375 Pitch	1
	20	14799	(000000-) Link, Chain	1
	21	39326	(000000-002339) Screw, Set, .25 -20 X .25	2
	22	391401	(002340-) Shaft, W/ Sprocket, Steering	1

Fig. 6 - Instrument Panel Group

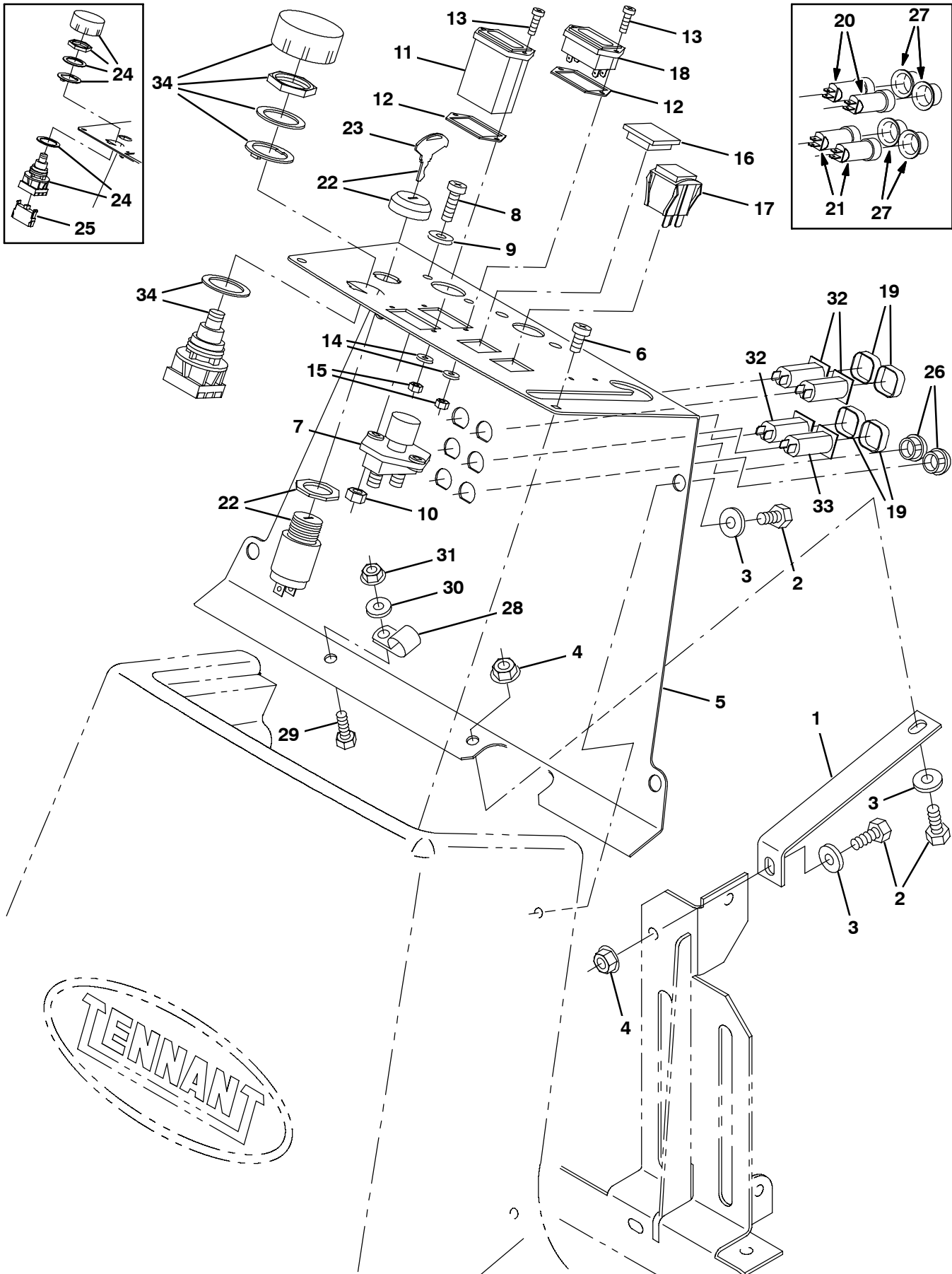


Fig. 6 - Instrument Panel Group

Ref.	Part No.	Serial Number	Description	Qty.	
1	83528	(000000-) Angle, Brace	1	
2	16735	(000000-) Screw, Hex, M08-1.25 X 16, 8.8	6	
3	32491	(000000-) Washer, Flat, .31 Hard	6	
4	07791	(000000-) Nut, Hex, Flange, M08-1.25	2	
5	83172	(000000-) Console, Instrument, Ev	1	
6	360973	(000000-) Screw, Pan, #12- X 0.50	2	
7	44078	(000000-) Switch, Pushmom, Spst100A 12V	1	
8	09164	(000000-) Screw, Pan, M06-1.0 X 20, 4.8	2	
9	19066	(000000-) Washer, Flat, #10	2	
10	08708	(000000-) Nut, Hex, Lock, M06-1.0, NI	2	
11	377324	(000000-003438) Gauge Kit, Hourmeter, F/31988 [10k]	1	
11	377433	(003439-) Gauge, Hourmeter, 12-60vdc, Analog [10k]	1	
12	222683	(000000-) Gasket	2	
13	09146	(000000-) Screw, Pan, M03-0.5 X 12, 4.8	4	
14	39658	(000000-) Washer, Lock, Int, #04	4	
15	01754	(000000-) Nut, Hex, Std, M03-0.5	4	
16	222534	(000000-) Plug	1	
17	383831	(000000-) Switch, Rocker, Spdt,3 Position	1	
18	1038957	(000000-) Gauge, Discharge, Battery, 36vdc, Led	1	
19	1046173	(003985-) Boot, Circuitbreaker	4	
20	27920	(000000-003984) Circuitbreaker, 5A	2	
21	57164	(000000-003984) Circuitbreaker, 10A	2	
▽	22	361076	(000000-) Switch, Ignition	1
▲	23	361144	(000000-) Key, Ignition Switch	1
	24	78553	(000000-004307) Switch, Pushbutton	1
	25	65665	(000000-004307) Contact, Switch	1
	26	57167	(000000-) Button, Plug	2
	27	57751	(000000-003984) Boot	4
	28	33584	(000000-) Clamp, Cable	1
	29	06943	(000000-) Screw, Hex, M06 1.0 X 20	1
	30	32483	(000000-) Washer, Flat, 1/4 Sae	1
	31	07790	(000000-) Nut, Hex, Flange, M06-1.0	1
	32	1046152	(003985-) Circuitbreaker, 2.5a, Resetable	3
	33	1046151	(003985-) Circuitbreaker, 10a, Resetable	1
	34	1053842	(004308-) Switch, Safety, Shutoff	1

Fig. 7 - Electrical Panel Group

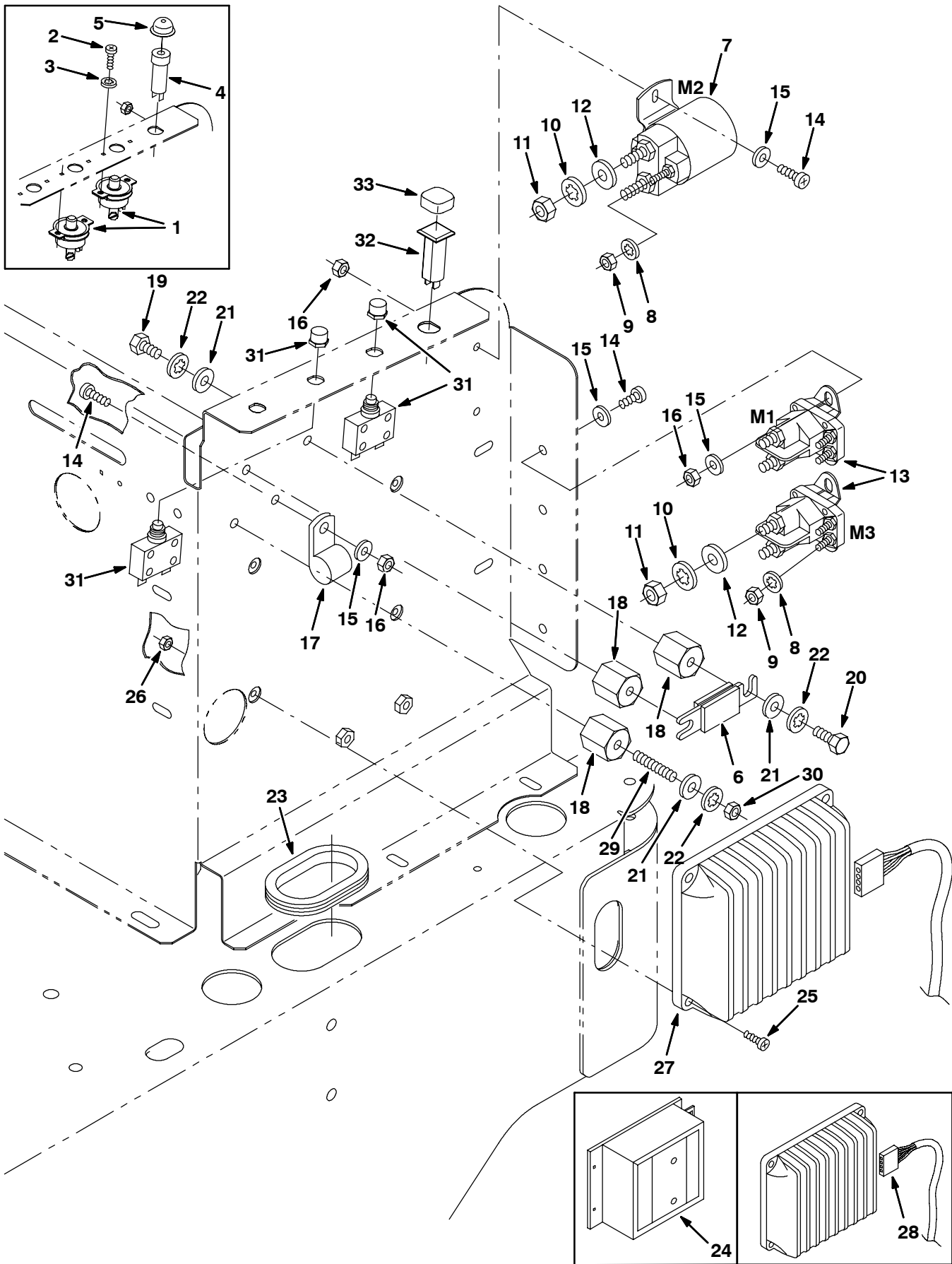


Fig. 7 - Electrical Panel Group

Ref.	Part No.	Serial Number	Description	Qty.
1	9003354	(000000-003717)	Circuitbreaker Kit, 25a, Replmt, Ci	2
2	32516	(000000-003717)	Screw, Pan, #08-32 X 0.50, G1	4
3	32978	(000000-003717)	Washer, Lock, Int, #08	4
4	57164	(000000-003984)	Circuitbreaker, 10A	1
5	57751	(000000-003984)	Boot	1
6	87319	(000000-) Fuse	1
7	45405	(000000-) Contactor	1
8	32980	(000000-) Washer, Lock, Int, #10	6
9	01713	(000000-) Nut, Hex, Std, #10-32, G2	6
10	32984	(000000-) Washer, Lock, Int, .31	6
11	01715	(000000-) Nut, Hex, Std, .31-24	6
12	39349	(000000-) Washer, Flat, .31 Sae	6
13	386810	(000000-) Relay, 36vdc, 100a, Sp N/O	2
14	06933	(000000-) Screw, Pan, M05-0.8 X 16, 4.8	6
15	19066	(000000-) Washer, Flat, #10	9
16	06549	(000000-) Nut, Hex, Lock, M05-0.8, NI	6
17	40678-1	(000000-) Clamp, Cable	1
18	76062	(000000-) Insulator, Panel & Switchboard	3
19	19314	(000000-) Screw, Hex, .25-20 X 0.38, G5	3
20	19315	(000000-) Screw, Hex, .25-20 X 0.50, G5	2
21	32483	(000000-) Washer, Flat, .25 Sae	6
22	32982	(000000-) Washer, Lock, Int, .25	6
23	62595-16	(000000-) Molding, Trim 11-14Ga 8.50	1
24	222220	(000000-002014)	Controller, Motor, 36vdc 60a [Curt 1203]	1
25	06927	(000000-) Screw, Pan, M04-0.7 X 16, 4.8	4
26	02850	(000000-) Nut, Hex, Lock, M04-0.7, NI	4
27	384462	(002015-) Controller, Motor, 36vdc 90a [Curt 1235]	1
28	81932	(xxxxxx- xxxxxx)	Harness, Wire, Controller	1
29	41702	(000000-) Rod, Threaded	1
30	19312	(000000-) Nut, Hex, Std, .25-20	1
31	383724	(003718-) Circuitbreaker, 25.0a, Resetable	2
32	1046151	(003985-) Circuitbreaker, 10a, Resetable	1
33	1046173	(003985-) Boot, Circuitbreaker	1

Fig. 8 - Front Wheel Pivot Group (000000-002362)

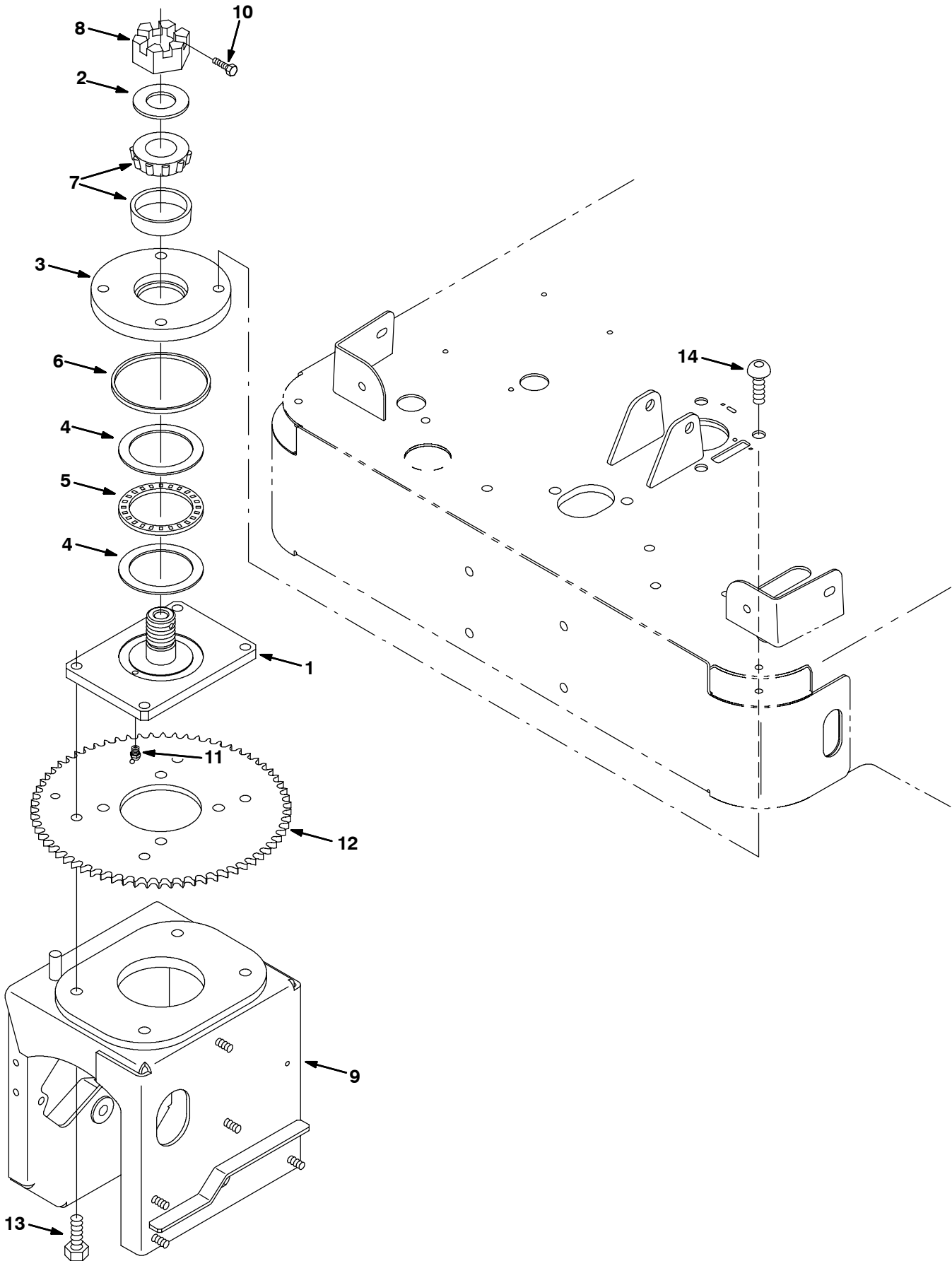


Fig. 8 - Front Wheel Pivot Group (000000-002362)

Ref.	Part No.	Serial Number	Description	Qty.
	1	83044	(000000-002362) Plate Wldt, Swivel	1
	2	223153	(000000-002362) Washer	1
	3	223157	(000000-002362) Plate, Swivel	1
▽		374299	(000000-002362) Bearing Kit, Ci, Front Drive Wheel	1
▲	4	223161	(000000-002362) Washer, Thrust	2
▲	5	223154	(000000-002362) Bearing, Needle	1
▲	6	223160	(000000-002362) Seal, Ring	1
▲	7	49225	(000000-002362) Bearing Assy, 2.33d 1.25b Cup/Cone	1
	8	223159	(000000-002362) Nut, Hexslot 1.25- 12	1
	9	83070	(000000-002362) Housing Wldt, Wheel, Front	1
	10	361339	(000000-002362) Screw, Hex 6X 1.0 16 Pltd	1
	11	08407	(000000-002362) Fitting, Grease	1
	12	385650	(000000-002362) Sprocket, Steering, Drive	1
	13	41346	(000000-002362) Screw, Hex, M12-1.75 X 30, 8.8	4
	14	83097	(000000-002362) Scr-Butn M12X1.75 25 Nylonlo	4

Fig. 9 - Front Drive Wheel Group (000000-002362)

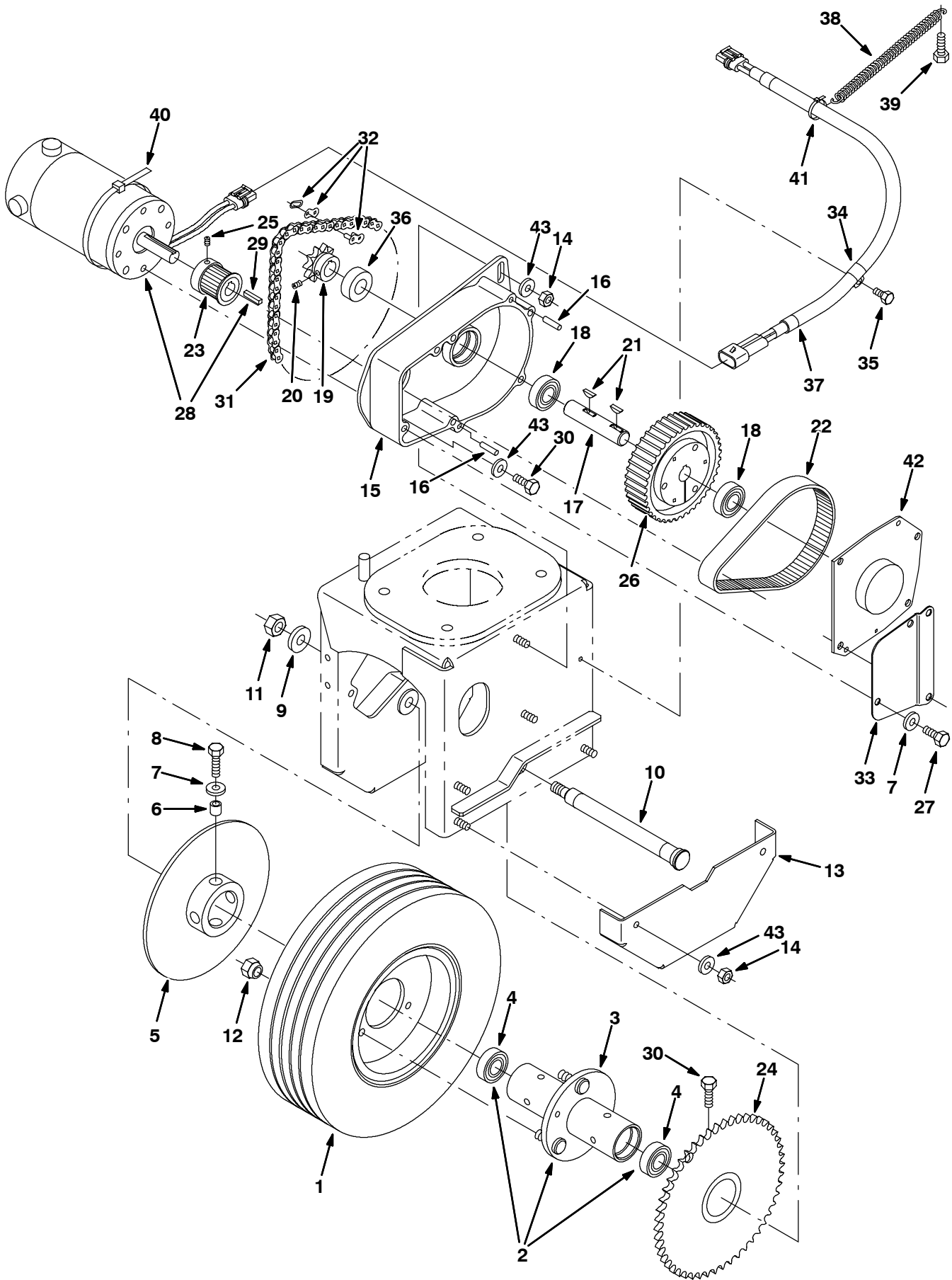


Fig. 9 - Front Drive Wheel Group (000000-002362)

Ref.	Part No.	Serial Number	Description	Qty.
	1	369345	(000000-002362) Tire & Rim Assy	1
▽	2	83036	(000000-002362) Bearing Assy, Front Wheel	1
▲	3	83442	(000000-002362) Housing Wldt, Bearing, Wheel	1
▲	4	369319	(000000-002362) Bearing, Ball	2
	5	83059	(000000-002362) Disc Wldt, Brake 8.0 Dia X .18	1
	6	222460	(000000-002362) Sleeve	4
	7	39349	(000000-002362) Washer, Flat, .31 Sae	9
	8	39277	(000000-002362) Screw, Hex, M08-1.25 X 25, 8.8	4
	9	32486	(000000-002362) Washer, Flat, .50 Sae	1
	10	83069	(000000-002362) Axle, Wheel, Front	1
	11	08711	(000000-002362) Nut, Hex, Lock, M12-1.75,NI	1
	12	11109	(000000-002362) Nut, Wheel, .44-20 X 60 Angle	3
	13	83081	(000000-002362) Guard, Chain	1
	14	08709	(000000-002362) Nut, Hex, Lock, M08-1.25,NI	5
	15	83251	(000000-002362) Housing, Belt, Front, Machinin	1
	16	83043	(000000-002362) Pin, Dowel .250 X 1.000	2
	17	83095	(000000-002362) Shaft, Intermediate	1
	18	369319	(000000-002362) Bearing, Ball	2
▽	19	83399	(000000-002362) Sprocket, #40, 10T	1
▲	20	39327	(000000-002362) Screw, Set, .25-20 X 0.31, Soc	2
	21	00500-10	(000000-002362) Key, Woodruff, 0.19 0.75 [Asa0606]	2
	22	83050	(000000-002362) Belt, Timing, 5Mm X 25Mm X 100	1
	23	83052	(000000-002362) Sprocket, Timing, 23T X 25Mm	1
	24	83446	(000000-002362) Sprocket Wldt, Ev	1
	25	39327	(000000-002362) Screw, Set, .25-20 X 0.31, Soc	2
▽	26	83051	(000000-002362) Sprocket, Timing, 80T X 25Mm	1
▲		25047	(000000-002362) Screw, Hex, .25-20 X 1.25, 5	3
	27	16735	(000000-002362) Screw, Hex, M08-1.25 X 16, 8.8	6
	28	81941	(000000-002362) Motor, .75 Hp, 36V, 2500Rpm (See Breakdowns) (Replaced by 374268)	1
▽	28	374268	(000000-002362) Motor, Ele, 36vdc 0.75hp 2500rpm (See Breakdowns)	1
▲	29	00916	(000000-002362) Key, Square	1
	30	16931	(000000-002362) Screw, Hex, M08-1.25 X 20, 8.8	6
▽	31	83053	(000000-002362) Chain, O-Ring, Rlr, #40 X 56 P	1
▲	32	83099	(000000-002362) Link, Chain	1
	33	83094	(000000-002362) Plate, Cover, Belt	1
	34	26395-1	(000000-002362) Clamp, Cable	1
	35	74455	(000000-002362) Screw, Hex, Fmg, M06-1.0 X 12	1
	36	375018	(000000-002362) Washer, .750B 1.5Od .53Foam	1
	37	81930	(000000-002362) Cord Assy, Motor	1
	38	22298	(000000-002362) Spring, Tension	1
	39	12333	(000000-002362) Screw, Hex, M08-1.25 X 25, Ss	1
	40	44961	(000000-002362) Tie, Cable 4.00 Max 14.50Lg	1
	41	49266	(000000-002362) Tie, Cable 1.75D Max 7.50Lg	1
	42	83091	(000000-002362) Plate Wldt, Cover	1
	43	41186	(000000-002362) Washer, Belleville .31 Pltd	5

STANDARD PARTS

Fig. 10 - Front Drive Wheel Group (002363-)

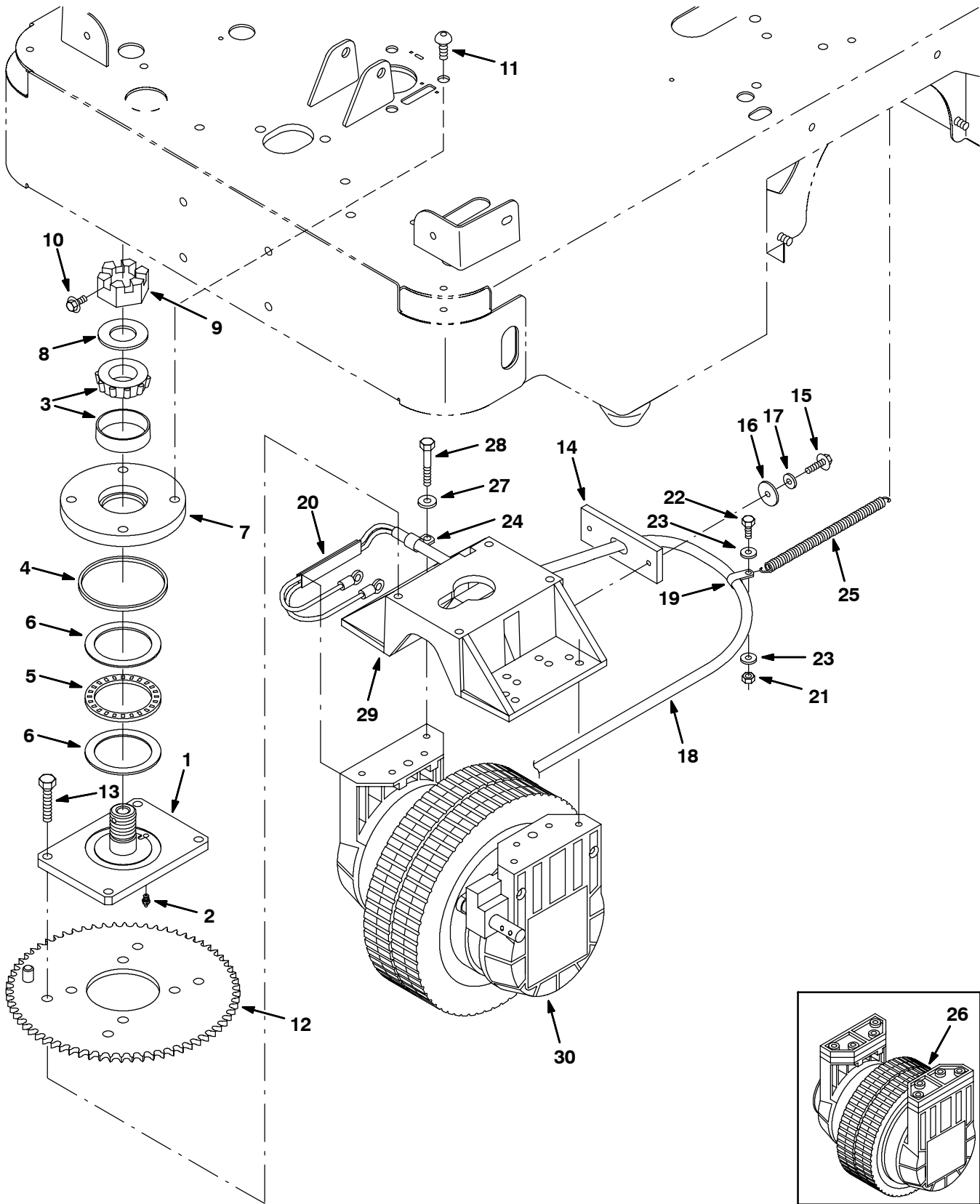


Fig. 9 - Front Drive Wheel Group (002363-)

Ref.	Part No.	Serial Number	Description	Qty.
	1	390855	(002363-) Plate Wldt, Swivel	1
	2	07259	(002363-) Fitting, Grease, Str Pm04 .47l	1
▽		374299	(002363-) Bearing Kit, Ci, Front Drive Wheel	1
▲	3	49225	(002363-) Bearing Assy, 2.33d 1.25b Cup/Cone	1
▲	4	223160	(002363-) Seal, Ring	1
▲	5	223154	(002363-) Bearing, Needle	1
▲	6	223161	(002363-) Washer, Thrust	2
	7	223157	(002363-) Plate, Swivel, Bottom	1
	8	223153	(002363-) Washer	1
	9	223159	(002363-) Nut, Hex, Sltd, 1.25-12	1
	10	361339	(002363-) Screw, Hex, M06 X 1.0 X 16, Fmg	1
	11	83097	(002363-) Screw, Btn, M12 X 1.75 X 25, 10.9 NI	4
	12	374163	(002363-) Sprocket Wldt, Steering, Drive	1
	13	06962	(002363-) Screw, Hex, M10 X 1.5 X 45, 8.8	4
	14	1001959	(002363-) Flap, Strainrelief	1
	15	222159	(002363-) Screw, Hex, M06 X 1.0 X 25, Fmg	2
	16	32490	(002363-) Washer, Flat, .25 Std	2
	17	41178	(002363-) Washer, Flat, 0.25 Fender	2
	18	374164	(002363-) Harness, Wire, Traction Motor	1
	19	26395-1	(002363-) Clamp, Cable, Stl, 0.56d X 0.38w, 1h	1
	20	391300	(002363-) Duct, Pvc, 0.40 X 0.75 0.40l	1
	21	08712	(002363-) Nut, Hex, Lock, M06 X 1.0, NI, Ss	1
	22	15678	(002363-) Screw, Hex, M06 X 1.0 X 16, Ss	1
	23	32483	(002363-) Washer, Flt, .25 Sae	2
	24	67767	(002363-) Clamp, Cable, Stl, 0.69d X 0.62w, 1h	1
	25	22298	(002363-) Spring, Extn, 0.50od X 0.05wir, 8.0l	1
	26	390851	(002363-002651) Gearbox, Wheel, Front, 250mm (See Breakdowns) (Replaced by 391462)	1
	27	01685	(002363-) Washer, Flt, .31 Ss	6
	28	222504	(002363-) Screw, Hex, M08 X 1.25 X 55, Ss	6
	29	390848	(002363-) Plate, Adapter, Wheel	1
	30	374346	(002652-) Gearbox, Wheel, 250mm, 36vdc Band Brake (See Breakdowns)	1

Fig. 11 - Front Brake Linkage Group (000000-002362)

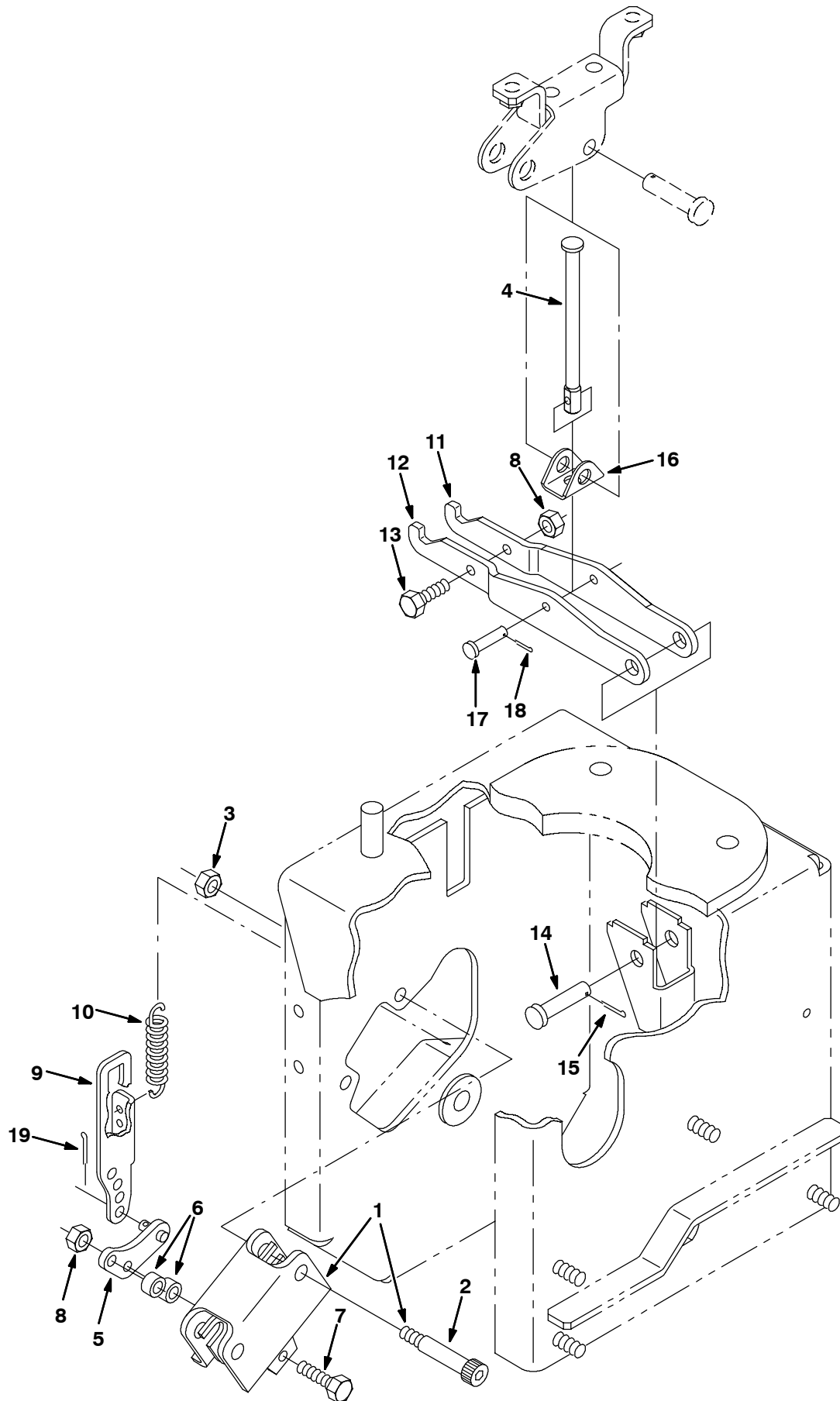


Fig. 11 - Front Brake Linkage Group (000000-002362)

Ref.	Part No.	Serial Number	Description	Qty.
▽	1	83134	(000000-002362) Caliper, Brake 6.5 - 8.0 Dia	1
▲		83420	(000000-002362) Brake Kit, Disc	1
▲	2	83041	(000000-002362) Scr-Shld .375 X 1.50L .31-18	2
	3	01760	(000000-002362) Nut, Hex, Lock, .31-18, NI	2
	4	81685	(000000-002362) Link, Brake, Upper (Replaced by 377411)	1
	5	83137	(000000-002362) Arm Wldt, Brake Ext	1
	6	360801	(000000-002362) Sleeve	2
	7	06944	(000000-002362) Screw, Hex, M06-1.0 X 25, 8.8	2
	8	08708	(000000-002362) Nut, Hex, Lock, M06-1.0, NI	3
	9	83136	(000000-002362) Link, Brake	1
	10	75575	(000000-002362) Spring, Tension	1
	11	83138	(000000-002362) Arm, Brake, Lift, Rh	1
	12	83139	(000000-002362) Arm, Brake, Lift, Lh	1
	13	06943	(000000-002362) Screw, Hex, M06-1.0 X 20, 8.8	1
	14	29558	(000000-002362) Pin, Clevis	1
	15	39005	(000000-002362) Pin, Cotter	1
	16	390868	(000000-002362) Channel, Brake, Link, Upper (Replaced by 377411)	1
	17	36191	(000000-002362) Pin, Clevis	1
	18	08170	(000000-002362) Pin, Cotter	1
	19	39005	(000000-002362) Pin, Cotter	1

Fig. 12 - Front Brake Linkage Group (002363-002651)

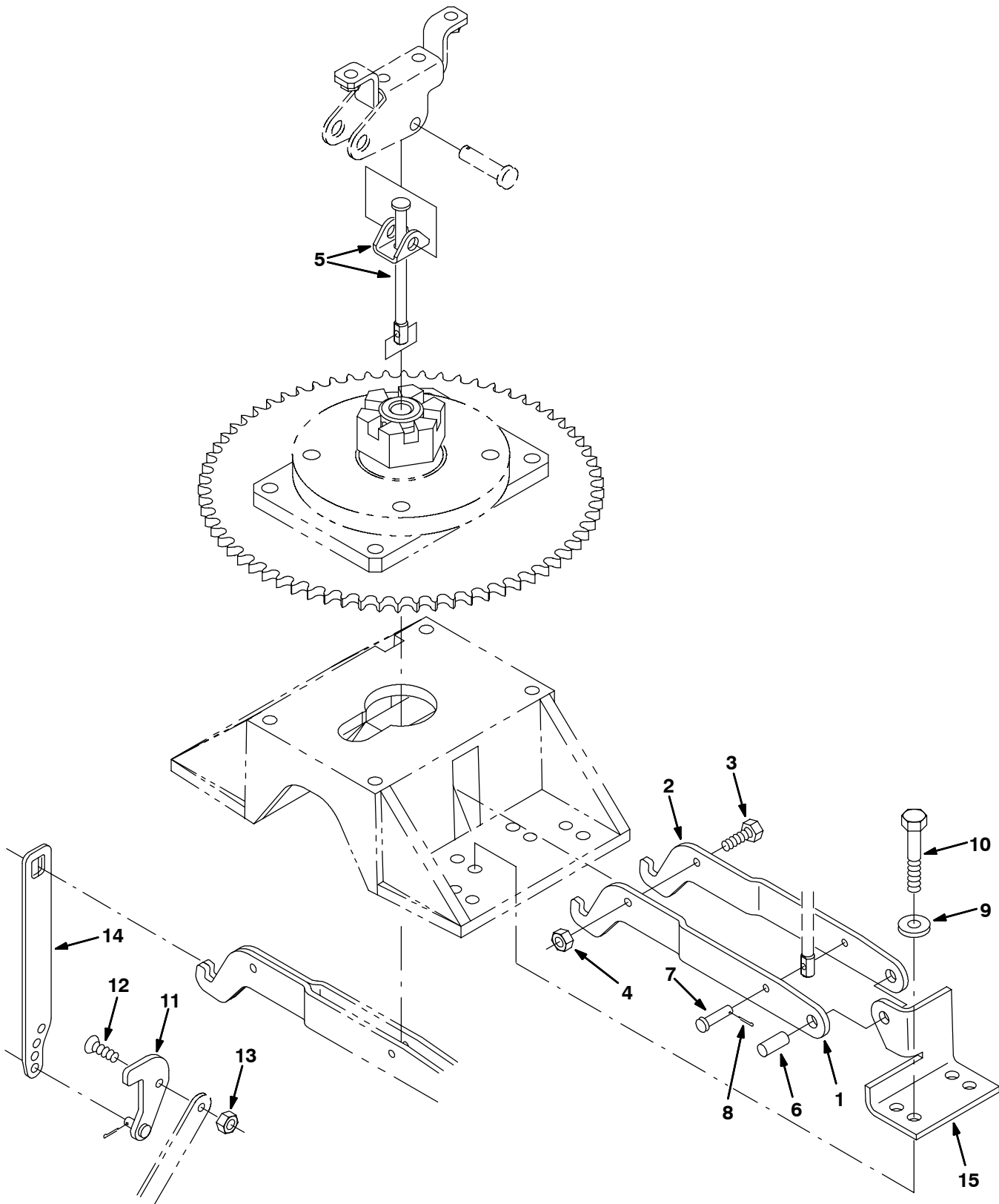


Fig. 12 - Front Brake Linkage Group (002363-002651)

Ref.	Part No.	Serial Number	Description	Qty.
1	390892	(002363-002651)	Arm, Link, Brake, Lh	1
2	390893	(002363-002651)	Arm, Link, Brake, Rh	1
3	08716	(002363-002651)	Screw, Hex, M06 X 1.0 X 20, Ss	1
4	08712	(002363-002651)	Nut, Hex, Lock, M06 X 1.0, NI, Ss	1
5	377411	(002363-002651)	Linkage Kit, Brake, Replmt	1
6	390857	(002363-002651)	Pin, Brake	1
7	36191	(002363-002651)	Pin, Clevis, 0.19 D X 1.00l	1
8	08170	(002363-002651)	Pin, Cotter, .062 X 0.50	2
9	01685	(002363-002651)	Washer, Flt, .31 Ss	2
10	06957	(002363-002651)	Screw, Hex, M08 X 1.25 X 60, Ss	2
11	390895	(002363-002651)	Arm Wldt, Brake	1
12	09062	(002363-002651)	Screw, Flat, M06 X 1.0 X 16, 10.9	1
13	08708	(002363-002651)	Nut, Hex, Lock, M06 X 1.0, NI	1
14	391389	(002363-002651)	Link, Brake, Flt Rep.by392968	1
15	390856	(002363-002651)	Bracket, Brake, Pivot	1

Fig. 13 - Front Brake Linkage Group (002652-)

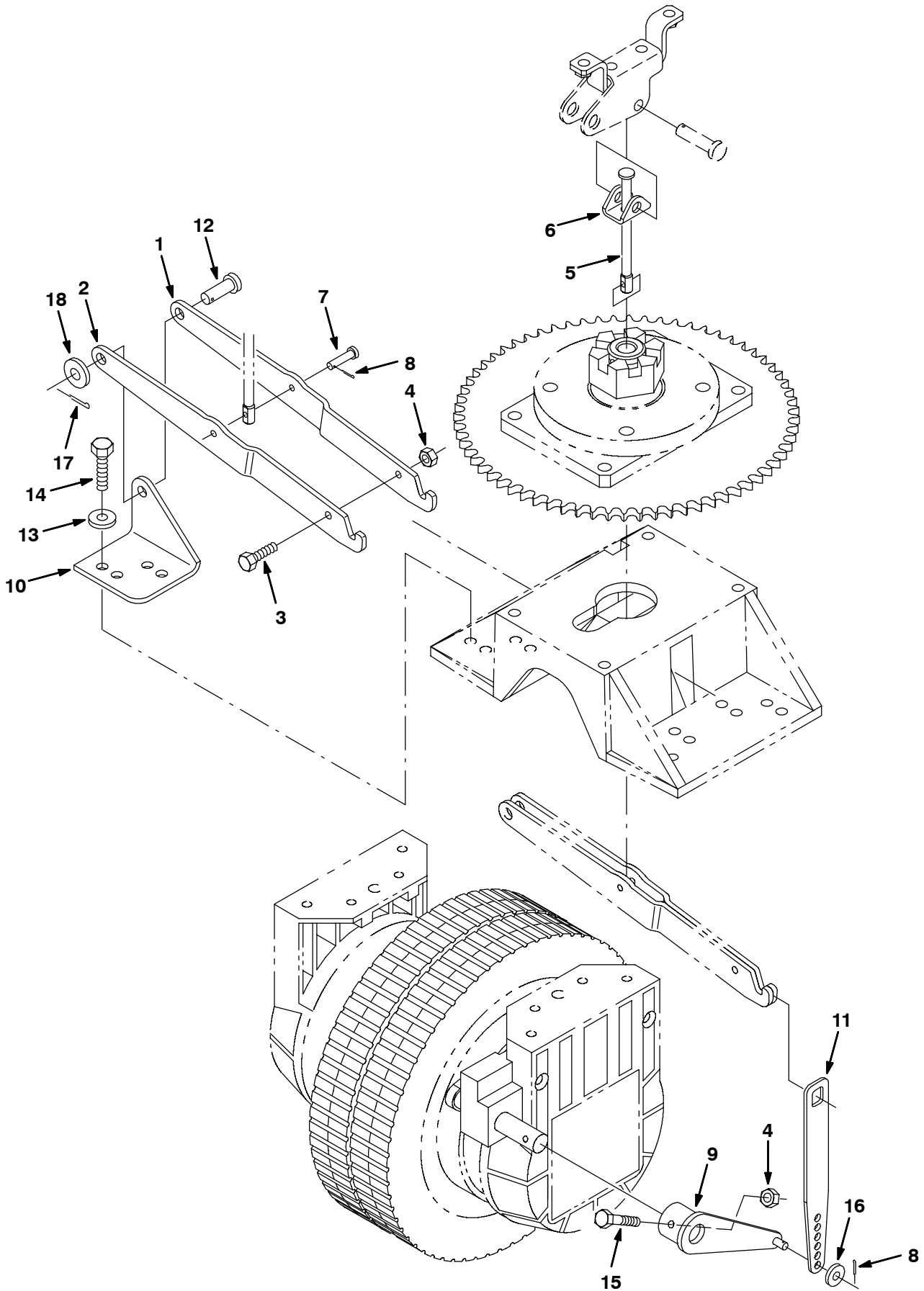


Fig. 13 - Front Brake Linkage Group (002652-)

Ref.	Part No.	Serial Number	Description	Qty.
1	1017440	(002652-) Arm, Link, Brake, Lh	1
2	1017439	(002652-) Arm, Link, Brake, Rh	1
3	08716	(002652-) Screw, Hex, M06 X 1.0 X 20, Ss	1
4	08712	(002652-) Nut, Hex, Lock, M06 X 1.0, NI, Ss	2
5	1026028	(002652-) Link, Brake, Upper	1
6	1026017	(002652-) Channel, Brake [6100]	1
7	36191	(002652-) Pin, Clevis, 0.19 D X 1.00l	1
8	08170	(002652-) Pin, Cotter, .062 X 0.50	2
9	1002522	(002652-) Arm Wldt, Brake	1
10	1002536	(002652-) Bracket, Brake, Pivot	1
11	1002537	(002652-) Link, Brake	1
12	86240	(002652-) Pin, Clevis, 0.38 D X 1.13l	1
13	01685	(002652-) Washer, Flat, 0.31 Ss	2
14	06957	(002652-) Screw, Hex, M8 X 1.25 X 60, 8.8	2
15	33930	(002652-) Screw, Hex, M6 X 1.0 X 40, Ss	1
16	32483	(002652-) Washer, Flat, 0.25 Sae	1
17	08182	(002652-) Pin, Cotter, .125 X 1.00	1
18	32492	(002652-) Washer, Flat, 0.38 Std	1

Fig. 14 - Directional Pedal Group

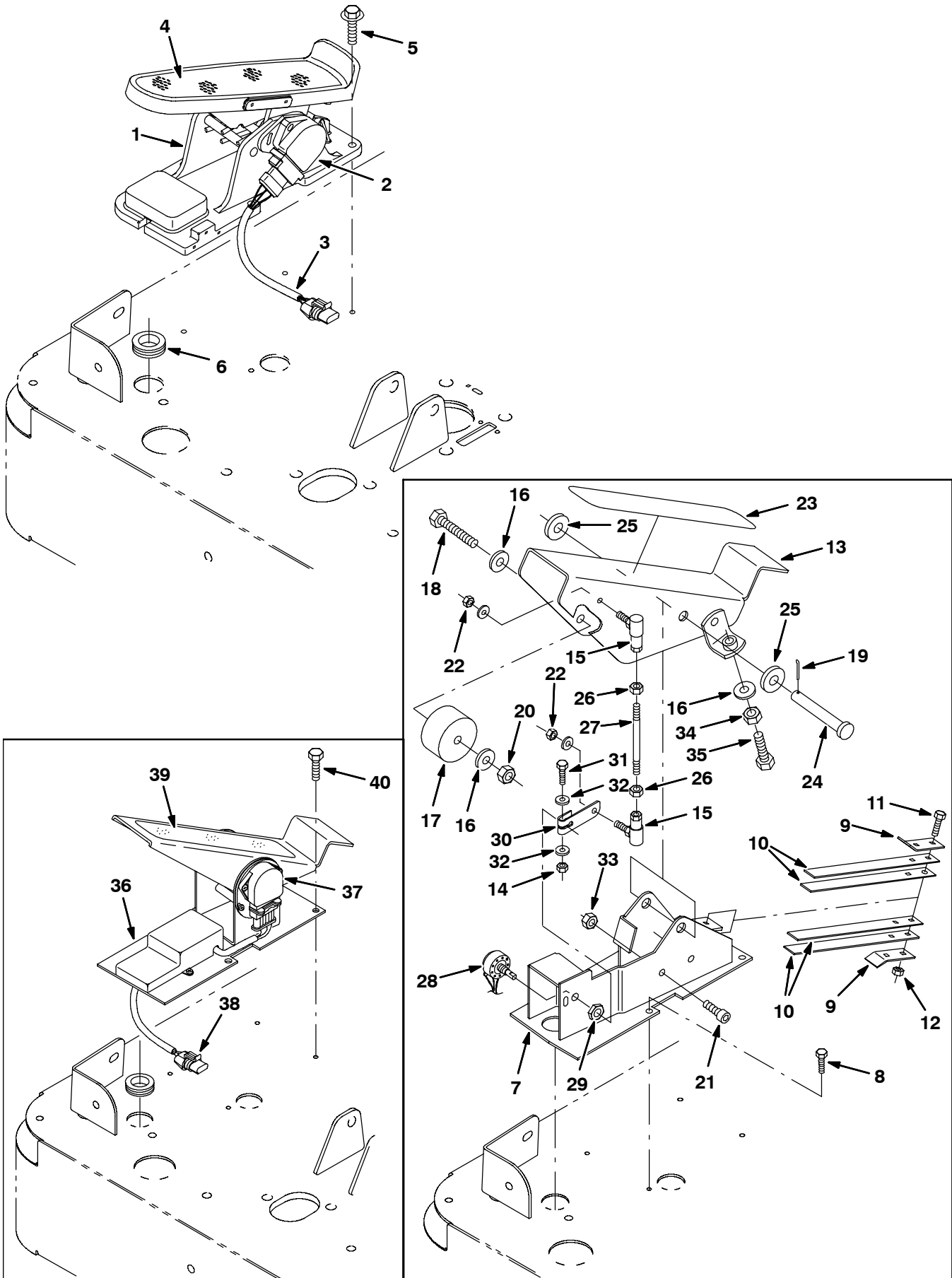


Fig. 14 - Directional Pedal Group

Ref.	Part No.	Serial Number	Description	Qty.
▽	1	1034890	(003867-) Pedal Assy, Propel, 12vdc	1
▲	2	385728	(003867-) Sensor, Pedal Position	1
▲	3	385729	(003867-) Harness, Pedal	1
▲	4	1042514	(003867-) Tread, Non-Skid, 02.2w 11.5l	1
	5	222159	(003867-) Screw, Hex, M6 X 1.00 X 25, Fmg	4
	6	10632	(002938-) Grommet, Rbr, 0.89id, F/ 1.2h, .14matl	1
	7	81569	(000000-002937) Plate Wldt, Directional Control	1
	8	74455	(000000-002937) Screw, Hex, Fmg, M06-1.0 X 12	4
	9	223601	(000000-002937) Retainer, Spring	2
	10	223600	(000000-002937) Strip, Control Spring	4
	11	06944	(000000-002937) Screw, Hex, M06-1.0 X 25, 8.8	2
	12	08708	(000000-002937) Nut, Hex, Lock, M06-1.0, NI	2
	13	223320	(000000-002937) Pedal, Accelerator	1
	14	32981	(000000-002937) Nut, Hex, Lock, .25-20, NI	1
	15	14601	(000000-002937) Balljoint	2
	16	32485	(000000-002937) Washer, Flat, .38 Sae	3
	17	87725	(000000-002937) Spacer	1
	18	06963	(000000-002937) Screw, Hex, M10-1.5 X 60, 8.8	1
	19	08182	(000000-002937) Pin, Cotter	1
	20	41430	(000000-002937) Nut, Hex, Lock, M10-1.5, NI	1
	21	49609	(000000-002937) Screw, Soc, M08 X 1.25 X 16, 12.9	2
	22	13513	(000000-002937) Nut, Hex, Lock, .25-28, NI	1
	23	82839	(000000-002937) Tread, Non-Skid, 02.2w 11.5l	1
	24	06474A	(000000-002937) Pin, Clevis	1
	25	32486	(000000-002937) Washer, Flat, .50 Sae	2
	26	01714	(000000-002937) Nut, Hex, Std, .25-28	2
	27	384414	(000000-002937) Rod, Thread	1
	28	81942	(000000-002937) Potentiometer Assy, Electronic	1
	29	222607	(000000-002937) Nut, Hex, Thin, .38-32	1
	30	81989	(000000-002937) Lever, Accelerator	1
	31	25047	(000000-002937) Screw, Hex, .25-20 X 1.25, G5	1
	32	32483	(000000-002937) Washer, Flat, .25 Sae	2
	33	08709	(000000-002937) Nut, Hex, Lock, M08 X 1.25, NI	2
	34	39312	(000000-002937) Nut, Hex, Std, M10 X 1.5	1
	35	39284	(000000-002937) Screw, Hex, M10 X 1.5 X 35, 8.8	1
	36	1042523	(002938-003866) Pedal Kit, Propel, 12vdc	1
	37	385728	(002938-003866) Sensor, Pedal Position	1
	38	385729	(002938-003866) Harness, Pedal	1
	39	82839	(002938-003866) Tread, Non-Skid, 02.2w 11.5l	1
	40	74455	(002938-003866) Screw, Hex, M06 X 1.0 X 12, Fmg	4

Fig. 15 - Rear Wheel Group

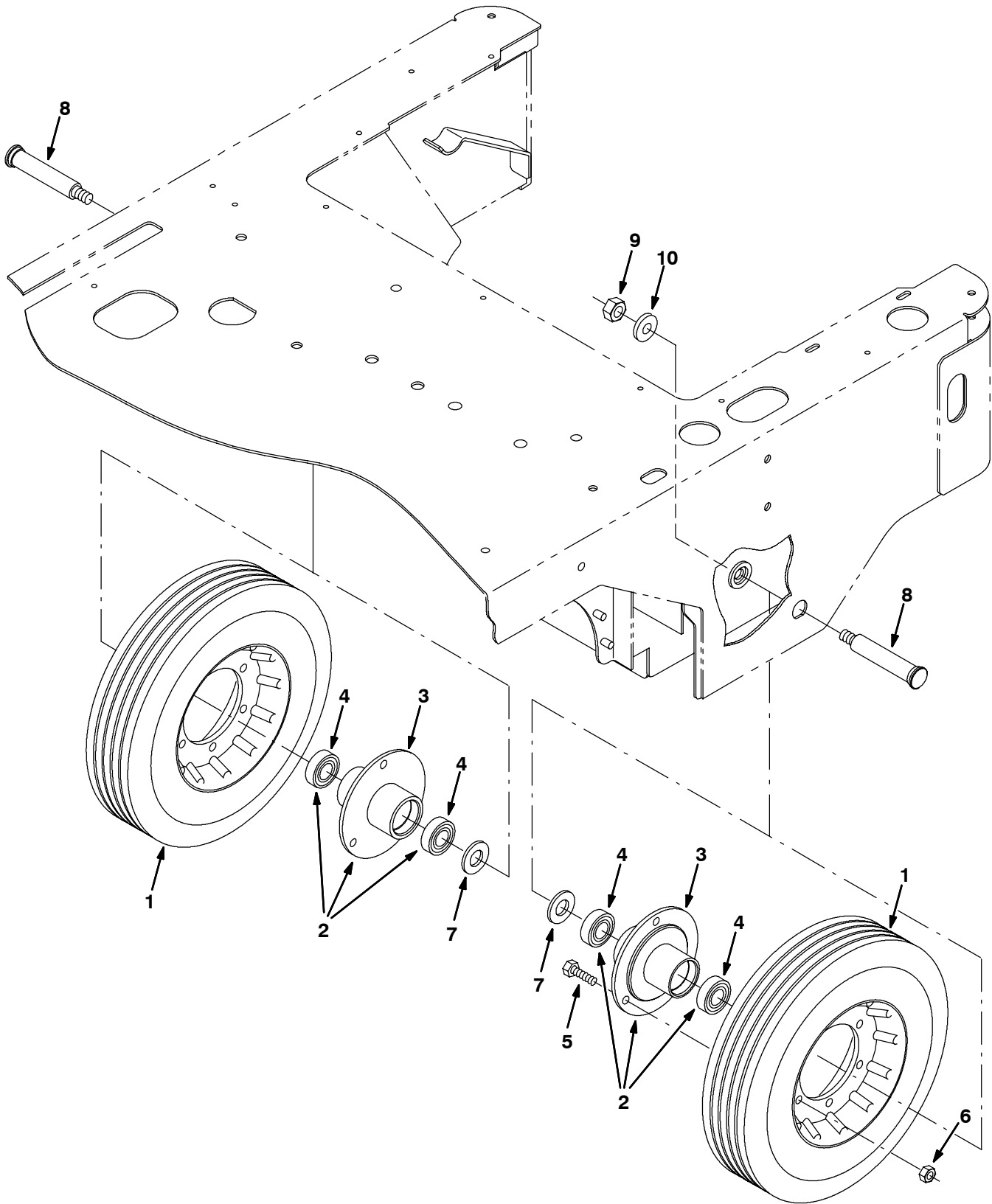


Fig. 15 - Rear Wheel Group

Ref.	Part No.	Serial Number	Description	Qty.
	1	81681	(000000-) Wheel Assy, Rear, Solid	2
▽	2	83033	(000000-) Bearing Assy, Rear Wheel	2
▲	3	384451	(000000-) Housing Wldt, Wheel, Rear	1
▲	4	369319	(000000-) Bearing, Ball	2
	5	39277	(000000-) Screw, Hex, M08-1.25 X 25, 8.8	6
	6	08709	(000000-) Nut, Hex, Lock, M08-1.25,NI	6
	7	49145	(000000-) Washer	2
	8	81682	(000000-) Pin, Axle, Rear	2
	9	08711	(000000-) Nut, Hex, Lock, M12-1.75,NI	2
	10	32486	(000000-) Washer, Flat, .50 Sae	2

Fig. 16 - Brake Pedal Group

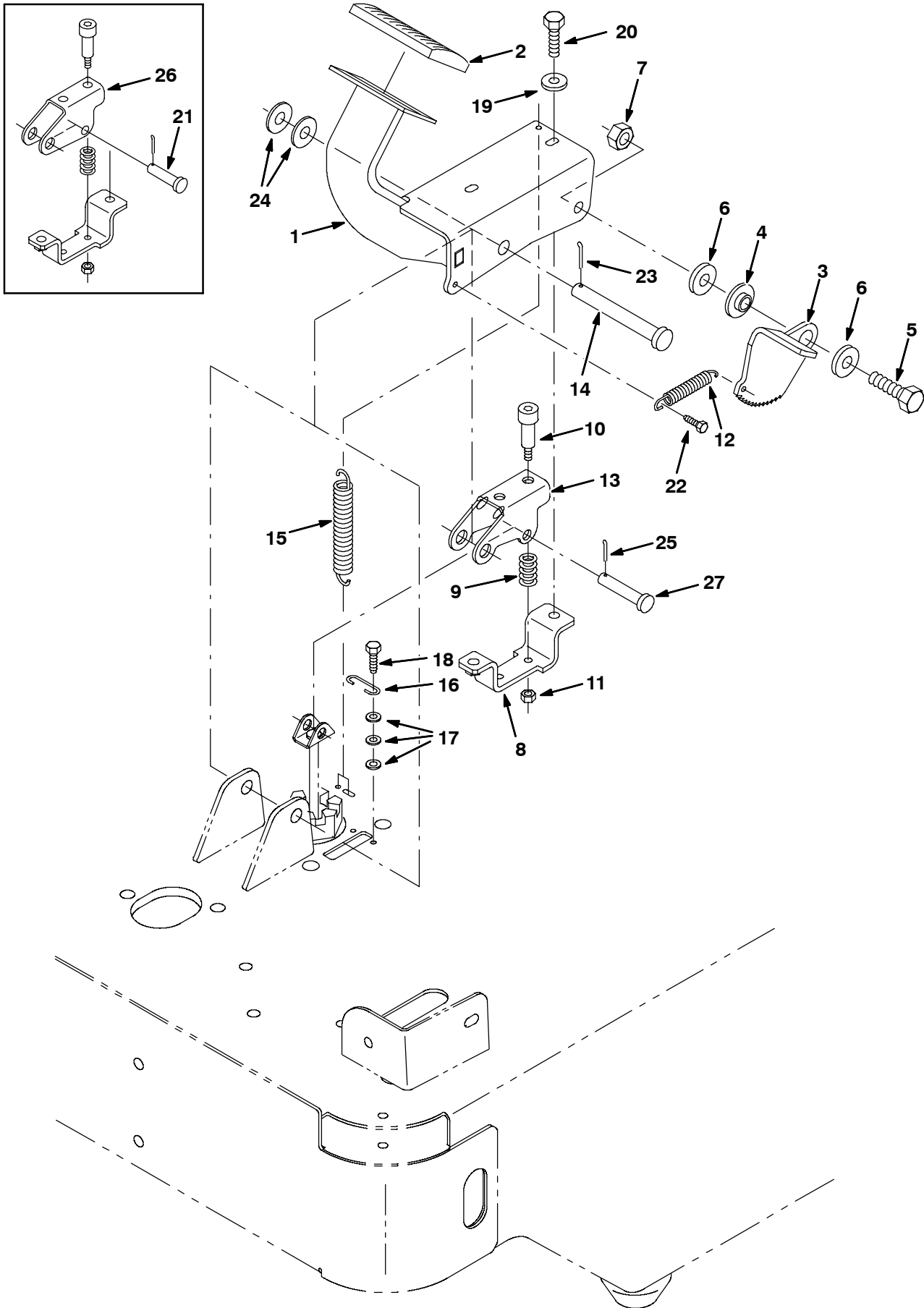


Fig. 16 - Brake Pedal Group

Ref.	Part No.	Serial Number	Description	Qty.
▽	378901	(000000-) Brake Assy, Parking [6100]	1
▲	1 1006723	(000000-) Pedal Wldt, Brake	1
▲	2 51109	(000000-) Pad, Pedal, Brake, 3.9 2.4 0.75t	1
▲	3 83149	(000000-) Pedal, Brake, Lock	1
▲	4 363087	(000000-) Bushing, Flng, 0.44b 1.25d 0.25l	1
▲	5 03192	(000000-) Screw, Hex, M10 X 1.5 X 30, 8.8	1
▲	6 32492	(000000-) Washer, Flat, 0.38 Std	2
▲	7 41430	(000000-) Nut, Hex, Lock, M10 X 1.5, NI	1
▲	8 392966	(000000-) Channel Wldt, Mtg, Spring	1
▲	9 81672	(000000-) Spring, Cmpr, .37id X Flat Wir 1.0l	2
▲	10 16213	(000000-) Bolt, Shld, .31d X 1.00, .25-20	2
▲	11 75934	(000000-) Nut, Hex, Lock, .25-20, NI	2
▲	12 54745	(000000-) Spring, Extn, 0.38od X 0.04wir, 2.3l	1
▲	13 1019764	(003086-) Bracket, Channel, Mtg, Brake	1
▲	14 374225	(000000-) Pin, Clevis, 0.50 D X 3.75l	1
	15 363981	(000000-) Spring, Extn, 0.50od X 0.04wir, 3.0l	1
	16 97031	(000000-) Spring, Wir, 0.08d, Brake, Parking	1
	17 19066	(000000-) Washer, Flat, #10	6
	18 223198	(000000-) Screw, Hex, M5 X 0.8 X 10, Fmg	2
	19 32483	(000000-) Washer, Flat, 0.25 Sae	2
	20 12274	(000000-) Screw, Hex, M6 X 1.0 X 20, 8.8, NI	2
	21 29558	(000000-003085) Pin, Clevis, 0.37 D X 1.50l	1
	22 55845	(000000-) Screw, Hex, M5 X 0.8 X 16, Fmg	1
	23 08182	(000000-) Pin, Cotter, .125 X 1.00	1
	24 32486	(000000-) Washer, Flat, 0.50 Sae	2
	25 39005	(000000-) Pin, Cotter, .094 X 0.75	1
	26 377411	(000000-003085) Linkage Kit, Brake, Replmt	1
	27 29584	(003086-) Pin, Clevis, 0.37d X 2.00l	1

Fig. 17 - Main Brush Skirts Group

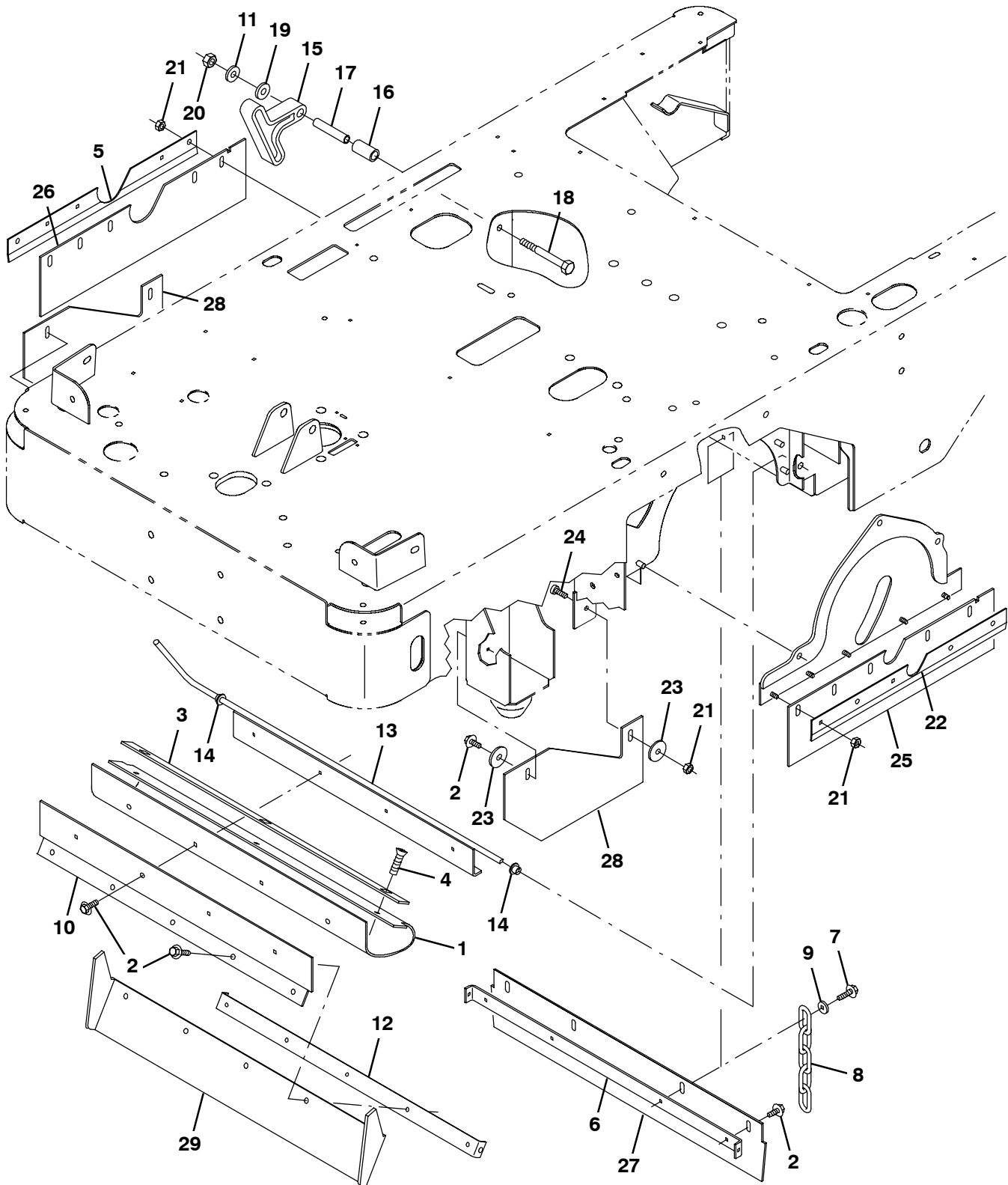


Fig. 17 - Main Brush Skirts Group

Ref.	Part No.	Serial Number	Description	Qty.
1	81725	(000000-) Skirt, Recirculation	1
2	361339	(000000-) Screw, Hex, M6 X 1.00 X 16, Fmg	14
3	81728	(000000-) Retainer, Flap	1
4	07810	(000000-) Screw, Flt, Soc, M8 X 1.25 X 25, 10.9	3
5	81716	(000000-) Retainer, Recirculation Flap	1
6	81717	(000000-) Retainer, Recirculation Flap	1
7	222159	(000000-) Screw, Hex, Fmg, M06-1.0 X 25	1
8	40758	(000000-) Chain, Link	1
9	32490	(000000-) Washer, Flat, .25 Hard	1
10	81723	(000000-) Bracket, Support, Recirc	1
11	59633	(000000-) Bearing, Thrust, 0.53B 1.00D 0.03W	1
12	81722	(000000-) Strip, Retainer	1
13	81791	(000000-) Support Wldt, Recirculation	1
14	11747	(000000-) Bearing	2
15	81797	(000000-) Lever, Recirc Adj	1
16	81918	(000000-) Spacer	1
17	81719	(000000-) Sleeve, .375B .50D 2.54	1
18	06958	(000000-) Screw, Hex, M08-1.25 X 80, 8.8	1
19	32491	(000000-) Washer, Flat, .31 Hard	1
20	08709	(000000-) Nut, Hex, Lock, M08-1.25,NI	1
21	08712	(000000-) Nut, Hex, Lock, M06-1.0, NI,Ss	12
22	81747	(000000-) Retainer, Recirc, Flap	1
23	30013	(000000-) Washer, Flat, .31 Fender	4
24	09164	(000000-) Screw, Pan, Phl, M6 X 1.00 X 20, 4.8	2
▽	83119	(000000-) Skirt Kit, 6100	1
▲	25	81748	(000000-) Skirt, Side, Left Hand	1
▲	26	81715	(000000-) Skirt, Side, Right Hand	1
▲	27	81727	(000000-) Skirt, Recirculation	1
▲	28	83117	(000000-) Skirt, Side	2
▲	29	81726	(000000-) Skirt, Recirculation	1

Fig. 18 - Main Brush Front Flap Group

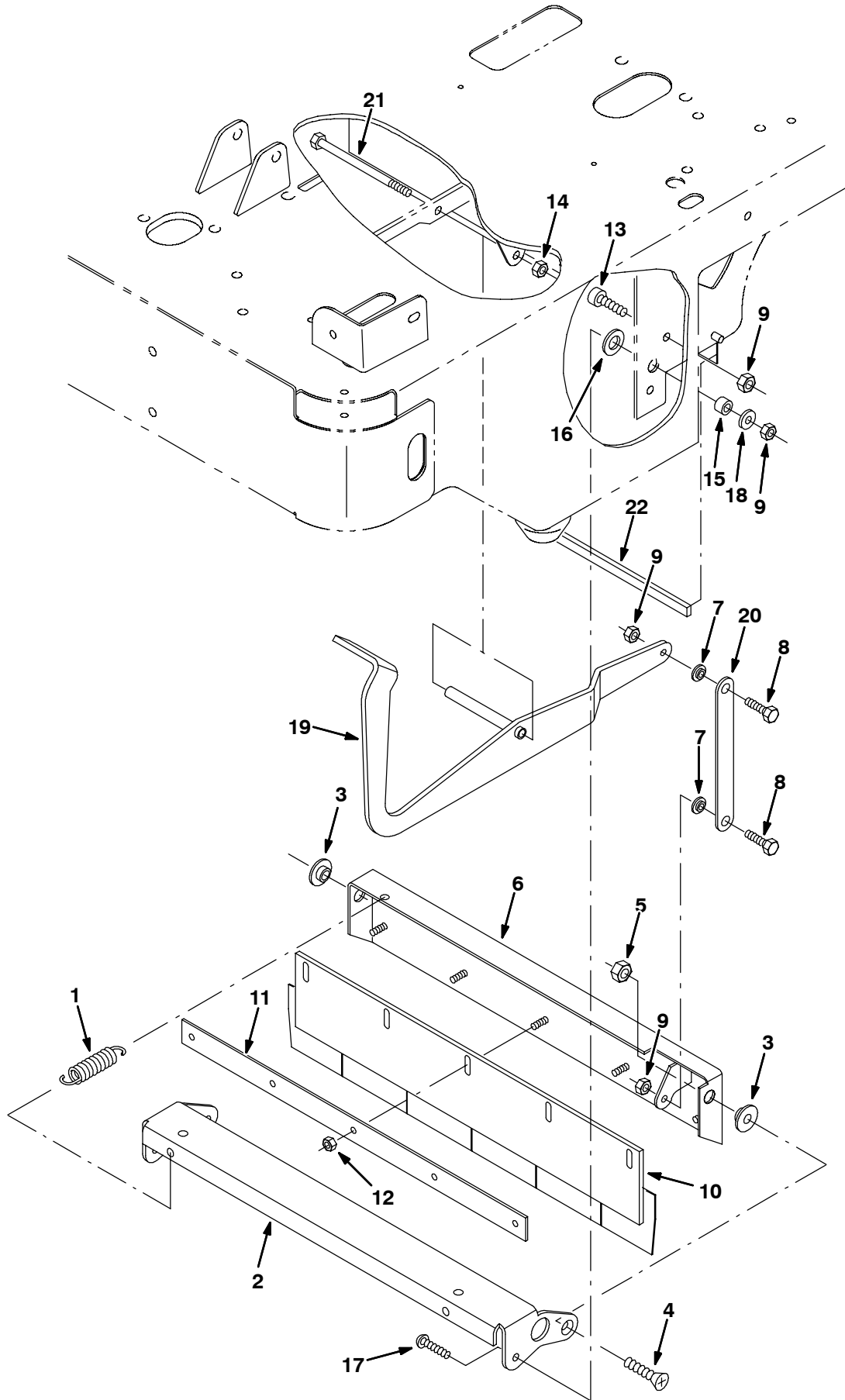


Fig. 18 - Main Brush Front Flap Group

Ref.	Part No.	Serial Number	Description	Qty.
1	75575	(000000-) Spring, Tension	1
2	81794	(000000-) Bracket, Skirt, Front	1
3	363087	(000000-) Spacer, Flanged	2
4	06535	(000000-) Screw, Flat, M10-1.5 X 35,10.9	2
5	41430	(000000-) Nut, Hex, Lock, M10-1.5, NI	2
6	81736	(000000-) Bracket Wldt, Flap, Front	1
7	01047	(000000-) Retainer	2
8	16931	(000000-) Screw, Hex, M08-1.25 X 20, 8.8	2
9	08709	(000000-) Nut, Hex, Lock, M08-1.25,NI	6
10	81740	(000000-) Skirt, Front	1
11	81734	(000000-) Retainer	1
12	08712	(000000-) Nut, Hex, Lock, M06-1.0, NI,Ss	5
13	49609	(000000-) Screw, Soc, M08-1.25 X 16, Al	2
14	08713	(000000-) Nut, Hex, Lock, M08-1.25,NI,Ss	1
15	222556	(000000-) Sleeve	2
16	20536-1	(000000-) Washer	2
17	17288	(000000-) Screw, Btn, M8 X 1.25 X 35, Ss	2
18	32491	(000000-) Washer, Flat, .31 Hard	2
19	81913	(000000-) Pedal Wldt	1
20	81759	(000000-) Plate, Link, Flap	1
21	16946	(000000-) Screw, Hex, M08-1.25 X150, 8.8	1
22	83425	(000000-) Seal, Foam Rbr, .25 X .50 X 22.63	1

Fig. 19 - Main Brush Idler Group

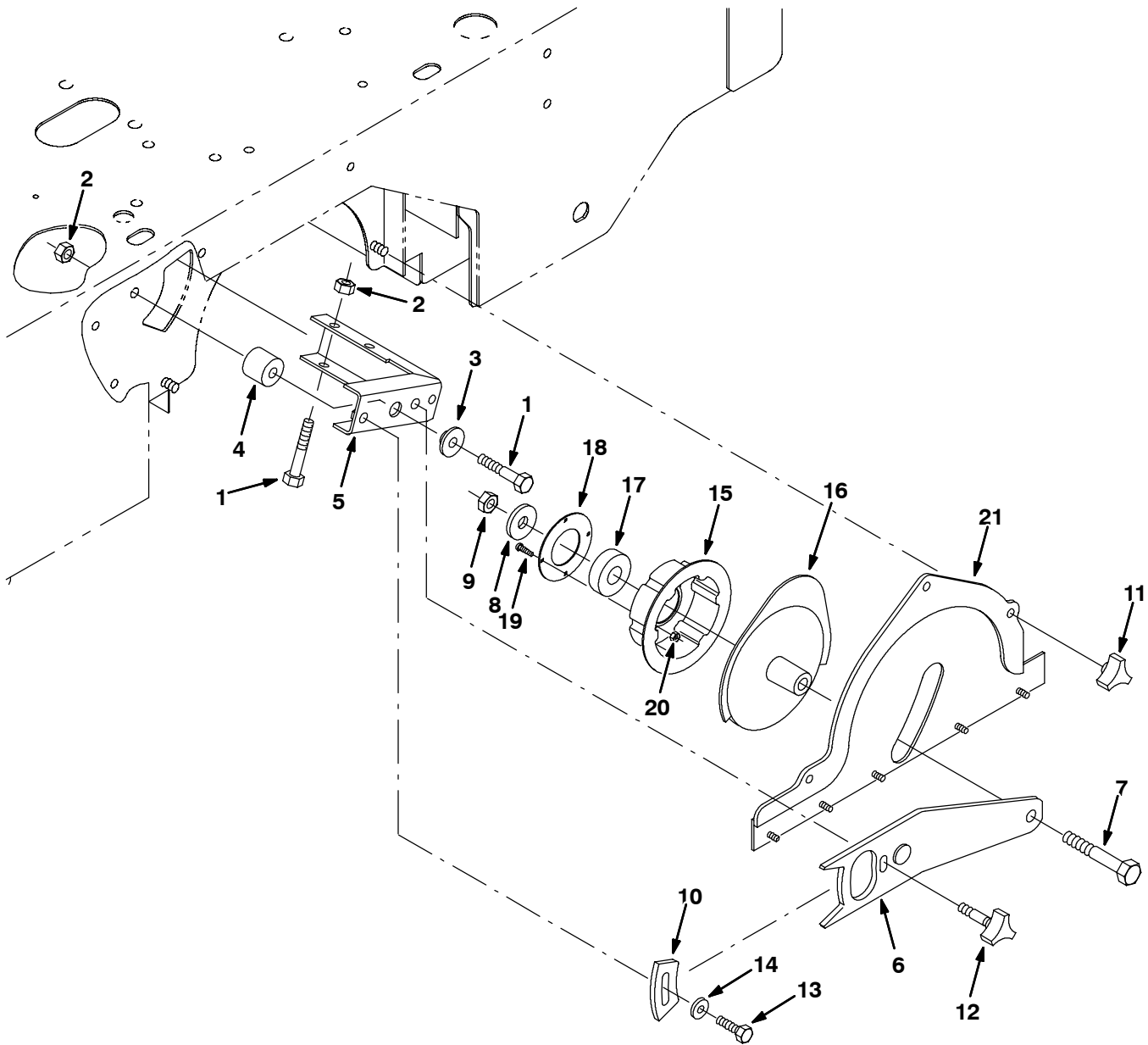


Fig. 19 - Main Brush Idler Group

Ref.	Part No.	Serial Number	Description	Qty.
1	06963	(000000-) Screw, Hex, M10-1.5 X 60, 8.8	3
2	41430	(000000-) Nut, Hex, Lock, M10-1.5, NI	3
3	363087	(000000-) Spacer, Flanged	1
4	81729	(000000-) Spacer	1
5	81731	(000000-) Bracket, Brush Arm	1
6	81739	(000000-) Plate, Brush Lift	1
7	12138	(000000-) Screw, Hex, M12-1.75 X120, 8.8	1
8	36328	(000000-) Washer, Bellville .50 Pltd	1
9	09741	(000000-) Nut, Hex, Lock, M12-1.75,NI,Ss	1
10	81884	(000000-) Plate, Arm Adj	1
11	222470	(000000-) Knob, M8X1.25 Insert	3
12	83189	(000000-) Knob Assy	1
13	39277	(000000-) Screw, Hex, M08-1.25 X 25, 8.8	1
14	32491	(000000-) Washer, Flat, .31 Hard	1
15	81818	(000000-) Plug, Brush, Drive	1
16	81735	(000000-) Plug Wldt	1
17	46390	(000000-) Bearing, Ball, 0.79b 1.85d 0.55w	1
18	35836	(000000-) Retainer	1
19	12312	(000000-) Screw, Hex, M05-0.8 X 12, 8.8	4
20	06549	(000000-) Nut, Hex, Lock, M05-0.8, NI	4
21	81775	(000000-) Brush Door Wldt	1

Fig. 20 - Main Brush Drive Group

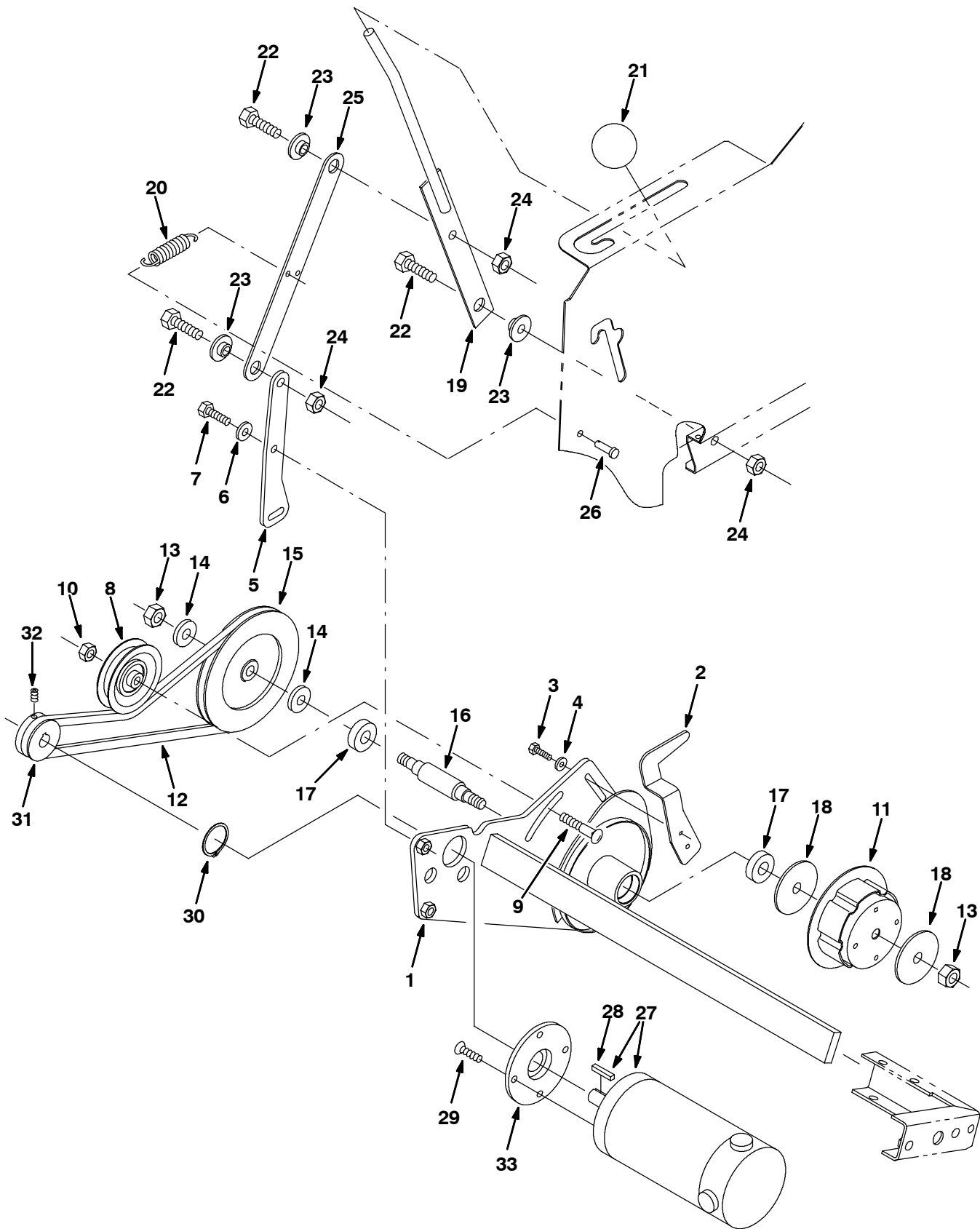


Fig. 20 - Main Brush Drive Group

Ref.	Part No.	Serial Number	Description	Qty.	
1	81780	(000000-) Brush Arm Wldt	1	
2	81776	(000000-) Plate, Door, Brush	1	
3	06943	(000000-) Screw, Hex, M06-1.0 X 20, 8.8	2	
4	32490	(000000-) Washer, Flat, .25 Hard	4	
5	81894	(000000-) Link, Brush Arm	1	
6	32491	(000000-) Washer, Flat, .31 Hard	2	
7	16931	(000000-) Screw, Hex, M08-1.25 X 20, 8.8	2	
8	81710	(000000-) Sheave	1	
9	10820	(000000-) Bolt, Carriage, .38-16 X 1.25	1	
10	36643	(000000-) Nut, Hex, Lock, .38-16, NI	1	
11	81819	(000000-) Plug, Brush Drive, Splined	1	
12	81899	(000000-) Belt, 3V	1	
13	35846	(000000-) Nut, Hex, Std, .50-13, Lh	2	
14	32486	(000000-) Washer, Flat, .50 Sae	2	
15	81713	(000000-) Pulley	1	
16	81711	(000000-) Shaft, Brush Drive	1	
17	28010	(000000-) Bearing, Ball	2	
18	02384	(000000-) Washer	2	
19	81769	(000000-) Handle Wldt	1	
20	25737	(000000-) Spring, Tension	1	
21	81796	(000000-) Knob, Round, Press On .50	1	
22	03192	(000000-) Screw, Hex, M10-1.5 X 30, 8.8	3	
23	363087	(000000-) Retainer	3	
24	41430	(000000-) Nut, Hex, Lock, M10-1.5, NI	2	
25	81733	(000000-) Strip, Link, Brush Lift	1	
26	46800	(000000-) Pin, Clevis	1	
27	81940	(000000-002818) Motor, .6 Hp, 36V, 1800 Rpm (See Breakdowns) (Replaced by 374266)	1	
27	374266	(002819-004222) Motor, Ele, 36vdc 0.60hp 1800rpm (See Breakdowns) (Replaced by 1055614)	1	
▽	27	1055614	(004223-) Motor, Ele, 36vdc 1800rpm 0.60hp	1
▲	28	00916	(000000-) Key, Square	1
29	222692	(000000-) Screw, Flat, M08-1.25X 25, Ss	4	
30	81798	(000000-) Ring, Retaining, 32Mm	1	
31	81896	(000000-) Sheave, 3L	1	
32	09162	(000000-) Screw, Set, M06-1.0 X 8, NI	2	
33	81705	(000000-) Pivot, Motor	1	

Fig. 21 - Side Brush Lift Group

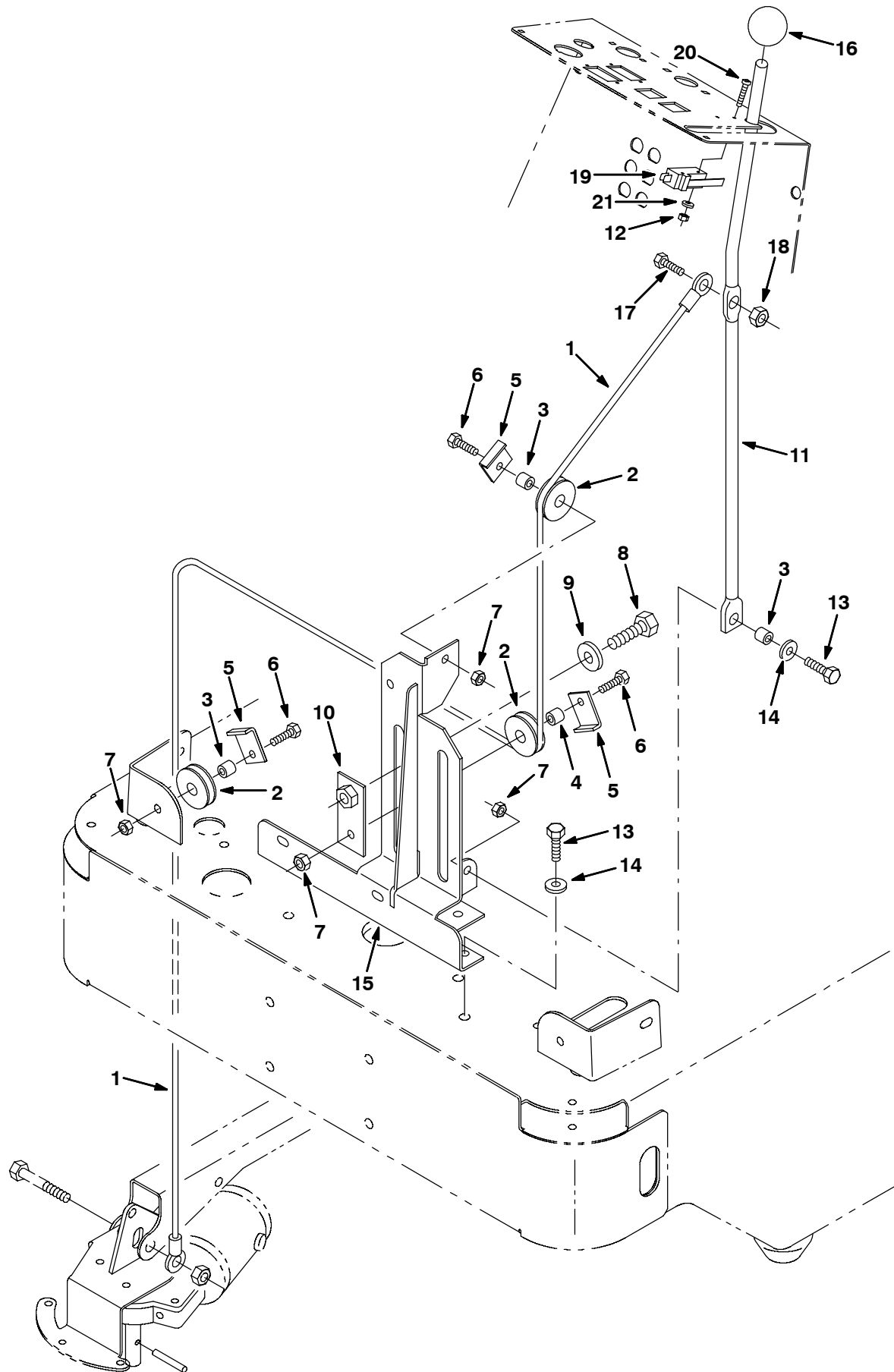


Fig. 21 - Side Brush Lift Group

Ref.	Part No.	Serial Number	Description	Qty.
1	81795	(000000-) Cable, Sidebrush Lift Rh	1
2	369781	(000000-) Pulley, Cable, 1.5d, Nyl	3
3	222460	(000000-) Sleeve	3
4	80395	(000000-) Sleeve	1
5	54400	(000000-) Angle	3
6	76570	(000000-) Screw, Hex, M08-1.25 X 30, 8.8	3
7	08709	(000000-) Nut, Hex, Lock, M08-1.25,NI	4
8	06967	(000000-) Scr Hex M12X1.75 20	1
9	32493	(000000-) Washer, Flat, .50 Hard	1
10	81955	(000000-) Plate, Sidebrush Lift	1
11	81956	(000000-) Handle	1
12	01754	(000000-) Nut, Hex, Std, M03-0.5	2
13	39277	(000000-) Screw, Hex, M08-1.25 X 25, 8.8	4
14	32491	(000000-) Washer, Flat, .31 Hard	4
15	81959	(000000-) Support Wldt, Side Brush	1
16	81796	(000000-) Knob, Round, Press On .50	1
17	06944	(000000-) Screw, Hex, M06-1.0 X 25, 8.8	1
18	08708	(000000-) Nut, Hex, Lock, M06-1.0, NI	1
19	1008142	(000000-) Switch, Snap Actn, 250vdc 25a Spdt	1
20	06923	(000000-) Screw, Pan, M03-0.5 X 25, 4.8	2
21	39658	(000000-) Washer, Lock, Int, #04	2

Fig. 22 - Side Brush Motor Group

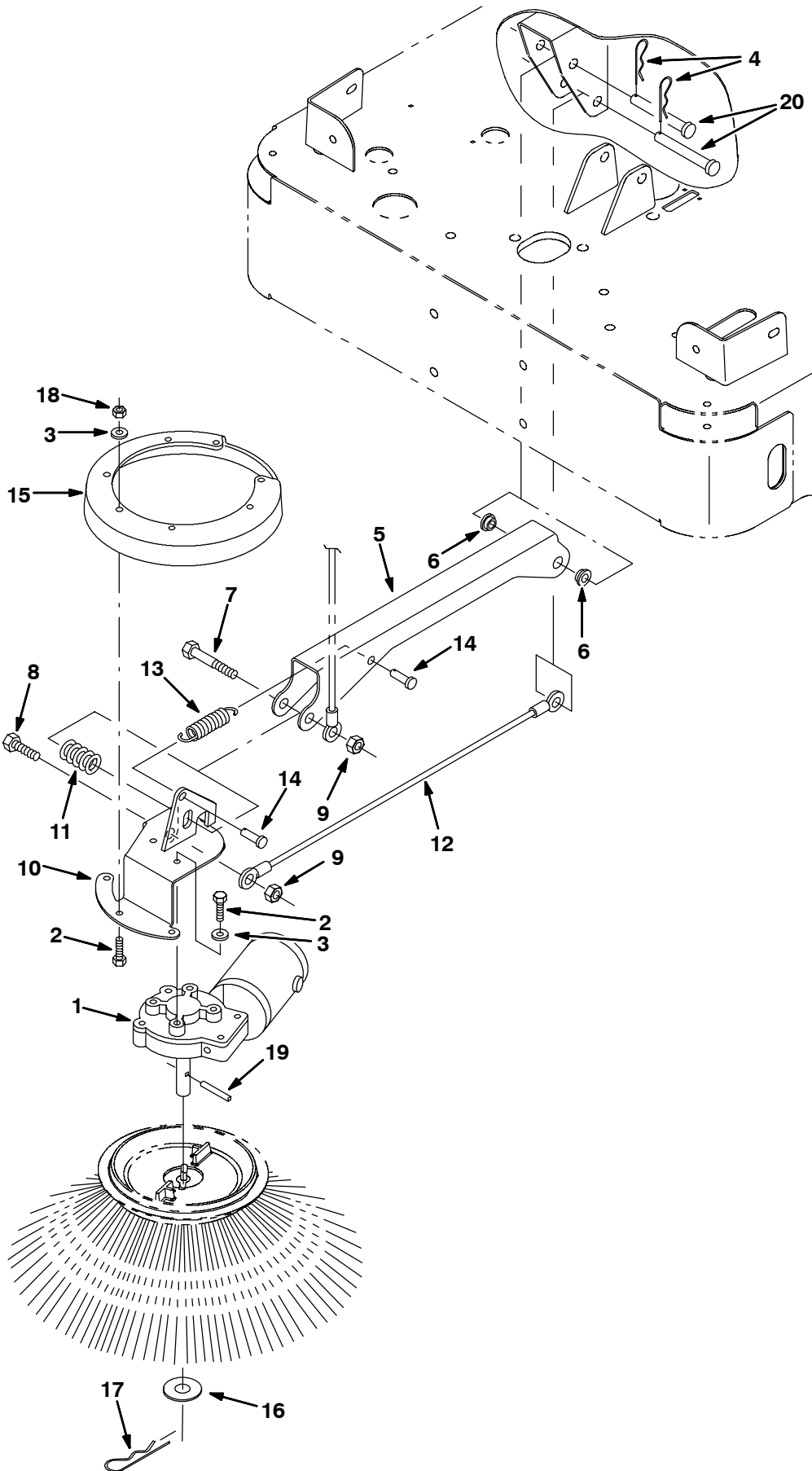


Fig. 22 - Side Brush Motor Group

Ref.	Part No.	Serial Number	Description	Qty.
▽	1	1008274	(000000-) Motor, Ele, 36vdc 0.08hp 0068rpm 04.5a	1
▲		81919	(000000-) Brush&Spring Assy Se	1
▲		80127	(000000-) Cap, Brush	2
▲		369795	(000000-) Brushholder	2
▲		369796	(000000-) Clip	2
	2	15678	(000000-) Screw, Hex, M06-1.0 X 16, Ss	9
	3	01684	(000000-) Washer, Flat, .25 Ss	9
	4	44906	(000000-) Pin, Hair Cotter	2
	5	81783	(000000-) Channel, Mtg, Sidebrush	1
	6	15648	(000000-) Bearing, Flange	2
	7	06972	(000000-) Screw, Hex, M12-1.75 X 60, 8.8	1
	8	41345	(000000-) Screw, Hex, M12-1.75 X 25, 8.8	1
	9	08711	(000000-) Nut, Hex, Lock, M12-1.75,NI	2
	10	81786	(000000-) Bracket Wldt, Sidebrush	1
	11	87242	(000000-) Spring, Die .50 Id 1.00 Od 1.25	1
	12	81784	(000000-) Cable, Sidebrush	1
	13	15047	(000000-) Spring, Extension	1
	14	39019	(000000-) Pin, Clevis	2
	15	81822	(000000-) Guard,Sidebrush	1
	16	04400	(000000-) Washer, Flat, M16, 17 X30X3Ss	1
	17	02942	(000000-) Pin, Hair Cotter	1
	18	08712	(000000-) Nut, Hex, Lock, M06-1.0, NI,Ss	5
	19	11516	(000000-) Pin	1
	20	06279	(000000-) Pin, Clevis	2

Fig. 23 - Vacuum Fan Group

Ref.	Part No.	Serial Number	Description	Qty.	
1	81848	(000000-) Plate, Housing, Bearing	1	
2	222460	(000000-) Sleeve	2	
3	222159	(000000-) Screw, Hex, Fmg, M06-1.0 X 25	2	
4	06942	(000000-) Screw, Hex, M06-1.0 X 16, 8.8	5	
5	32490	(000000-) Washer, Flat, .25 Hard	9	
6	08708	(000000-) Nut, Hex, Lock, M06-1.0, NI	2	
7	81843	(000000-) Insulation, Acoustic	1	
8	81844	(000000-) Insulation, Acoustic	1	
9	81845	(000000-) Insulation, Acoustic	1	
▽	10	83038	(000000-) Bearing Assy, Vac Fan	1
▲	11	81838	(000000-) Housing, Bearing	1
▲	12	81830	(000000-) Bearing, Ball	2
▲	13	1039403	(003771-) Shaft, Drive, Vacfan, .66d 03.4l	1
▲	14	41722	(000000-) Washer, .516B .90D .07Cr	1
▲	15	23524-1	(000000-) Ring, Retaining, Ext, 0.38d, [Selflock]	1
16	81890	(000000-) Impeller, 9.06 D X 0.375 B	1	
17	00960	(000000-) Key, Square	2	
18	87299	(000000-) Nut, Hex, Flexlock, .31-24	1	
19	81842	(000000-) Plate, Inlet, Fan (Painted)	1	
20	363301	(000000-) Sleeve	5	
21	39278	(000000-) Screw, Hex, M08-1.25 X 50, 8.8	5	
22	32491	(000000-) Washer, Flat, .31 Hard	9	
23	08709	(000000-) Nut, Hex, Lock, M08-1.25,NI	5	
24	81891	(000000-) Seal, Vac Fan	1	
25	81917	(000000-) Guard, Fan Sheave	1	
26	87308	(000000-) Screw, Hex, M06-1.0 X 12	2	
27	222409	(000000-002818) Motor, .75Hp, 36V, 2500Rpm (See Breakdowns) (Replaced by 374201)	1	
27	374201	(002819-004212) Motor, Ele, 36vdc 0.75hp 2500rpm (See Breakdowns) (Replaced by 1053284)	1	
▽	27	1053284	(004213-) Motor, Ele, 36vdc 2500rpm 0.75hp	1
▲	28	00912	(000000-) Key, Square	1
29	16932	(000000-) Screw, Hex, M08-1.25 X 20, 8.8	4	
30	81875	(000000-) Sheave, 3L,1G,3.519Pd,0.625ld	1	
31	01750	(000000-) Screw, Set, M06-1.0 X 16, 45H	2	
32	81876	(000000-) Bracket, Mounting, Motor	1	
33	384432	(000000-) Belt, V 3L520	1	
34	81835	(000000-) Sheave, 3L,1G,2.011Pd,0.375ld	1	
35	09162	(003771-) Screw, Set, M06-1.0 X 8, NI	1	
36	44961	(000000-) Tie, Cable 4.00 Max 14.50Lg	1	
37	11635	(000000-) Screw, Hex, M06-1.0 X 12, Ss	4	
38	41185	(000000-) Washer, Belleville, .25	4	
39	81828	(000000-003770) Shaft, Drive, Vacfan (Replaced by1039403)	1	
40	09162	(000000-003770) Screw, Set, M06-1.0 X 8, NI	2	

Fig. 24 - Vacuum Fan Box Group

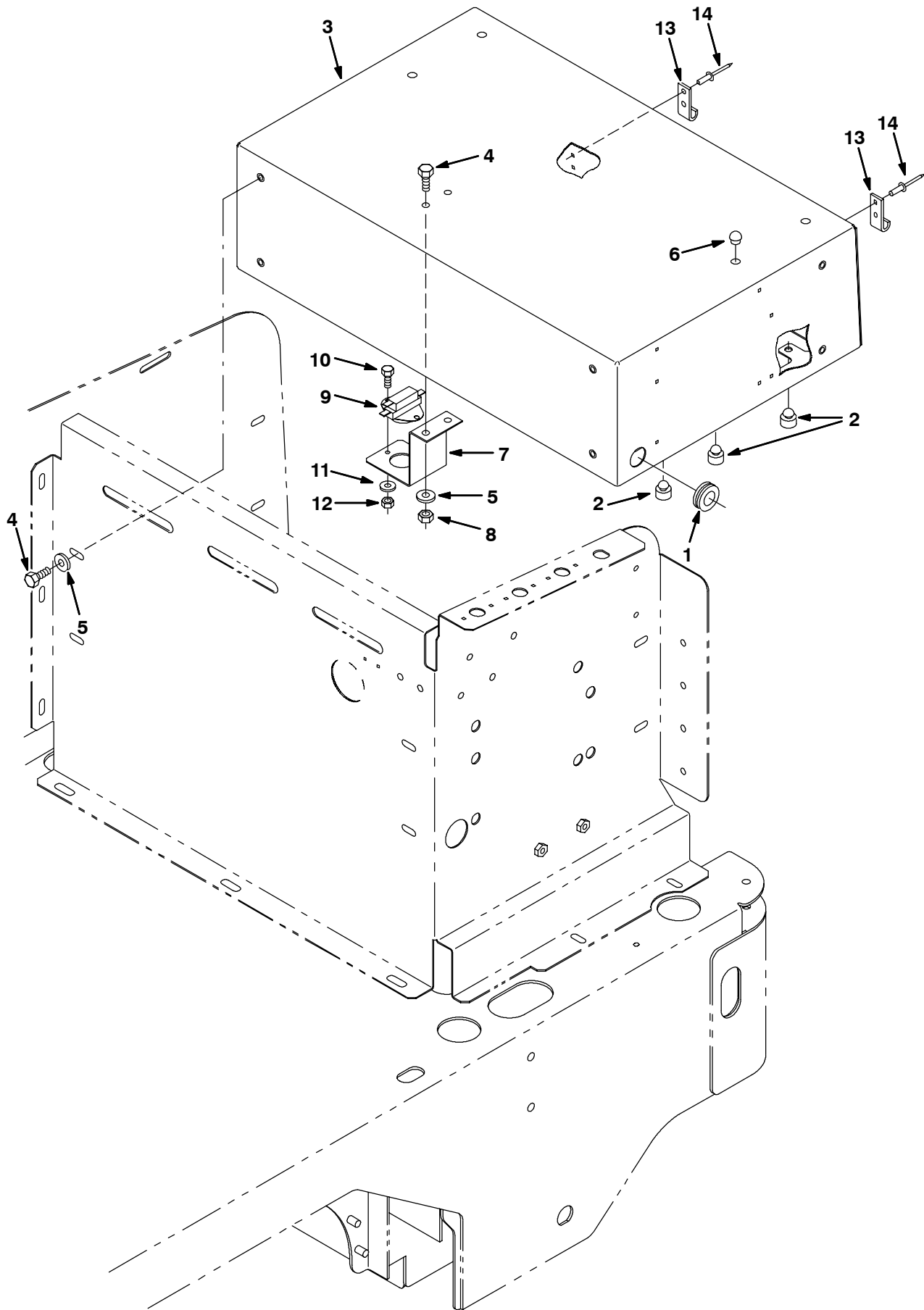


Fig. 24 - Vacuum Fan Box Group

Ref.	Part No.	Serial Number	Description	Qty.
1	81697	(000000-) Grommet, Rubber	1
2	83165	(000000-) Bumper, Rubber	3
3	83123	(000000-) Box Assy, Vacuum W/Label	1
4	06942	(000000-) Screw, Hex, M06-1.0 X 16, 8.8	10
5	32490	(000000-) Washer, Flat, .25 Hard	10
6	33806	(000000-) Button, Plug	4
7	81963	(000000-) Bracket, Thermal Sensor	1
8	08708	(000000-) Nut, Hex, Lock, M06-1.0, NI	2
9	367679	(000000-) Thermostat, Spdt Switch	1
10	09206	(000000-) Screw, Hex, M04-0.7 X 12, 8.8	2
11	19065	(000000-) Washer, Flat, #08	2
12	02850	(000000-) Nut, Hex, Lock, M04-0.7, NI	2
13	81816	(000000-) Bracket, Latch	2
14	06524	(000000-) Rivet, Pop	4

Fig. 25 - Hopper Group

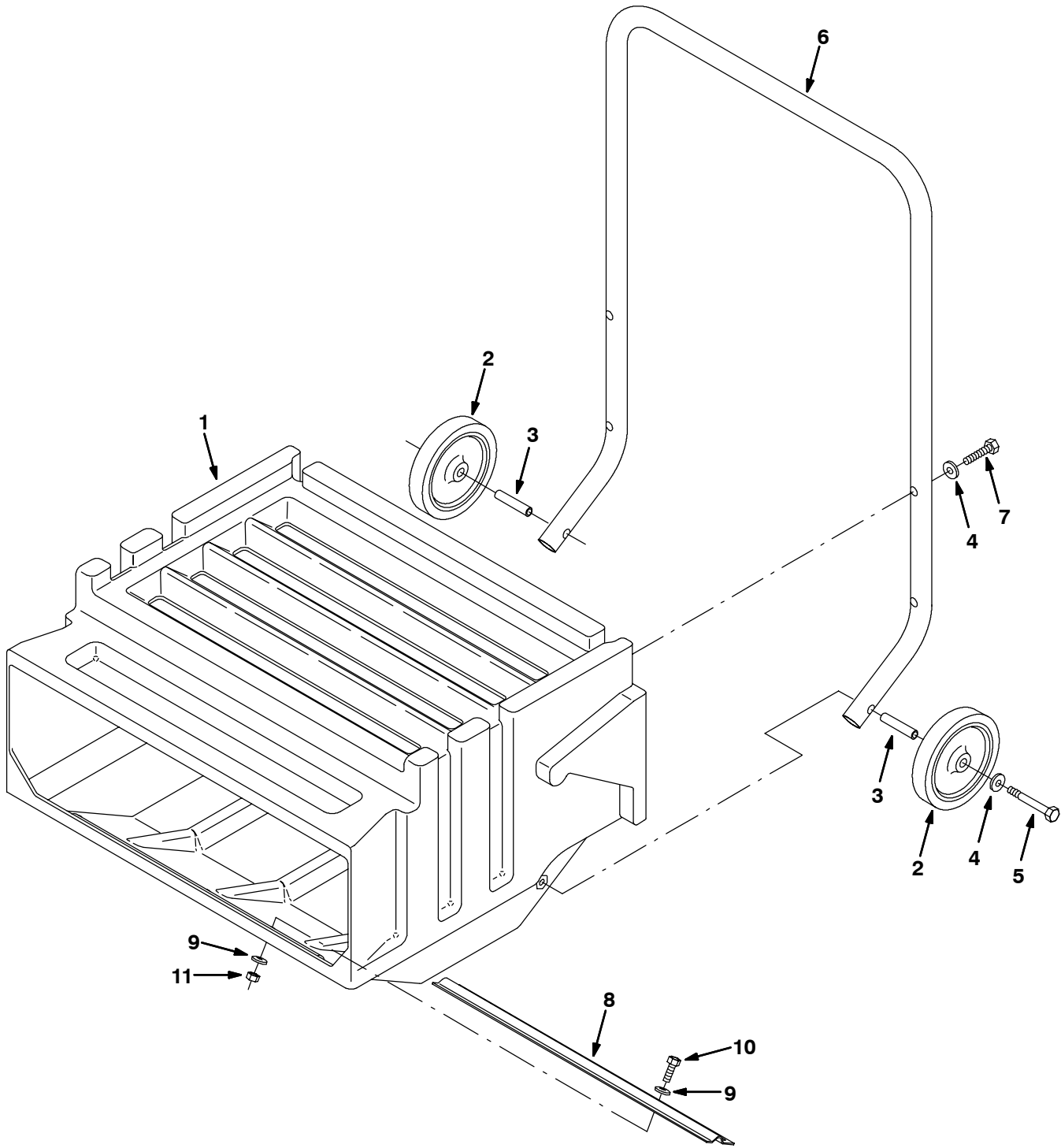


Fig. 25 - Hopper Group

Ref.	Part No.	Serial Number	Description	Qty.
1	83447	(000000-) Hopper, Rear	1
2	81860	(000000-) Wheel, Hopper	2
3	81870	(000000-) Tube, Axle	2
4	32491	(000000-) Washer, Flat, .31 Hard	6
5	39279	(000000-) Screw, Hex, M08-1.25 X 70, 8.8	2
6	81911	(000000-) Handle, Hopper, (Painted)	1
7	41342	(000000-) Screw, Hex, M08-1.25 X 40, 8.8	4
8	384413	(000000-) Bracket, Lip, Hopper	1
9	32490	(000000-) Washer, Flat, .25 Hard	10
10	08716	(000000-) Screw, Hex, M06-1.0 X 20, Ss	5
11	08708	(000000-) Nut, Hex, Lock, M06-1.0, NI	5

Fig. 26 - Filter Shaker Group

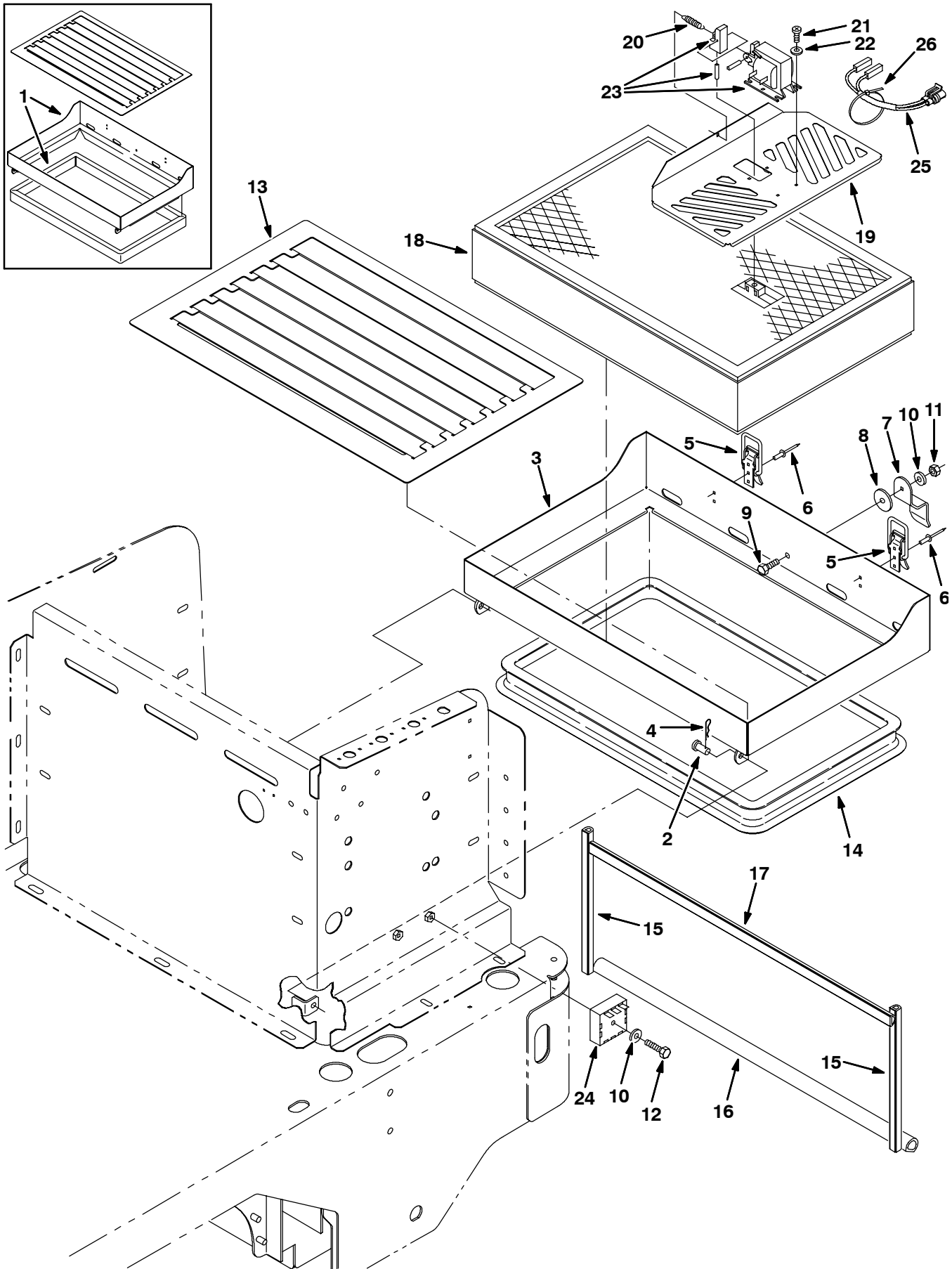


Fig. 26 - Filter Shaker Group

Ref.	Part No.	Serial Number	Description	Qty.	
1	83542	(000000-001215)	Panel Assy, Filter	1	
2	46800	(000000-)	Pin, Clevis	2	
3	83439	(001216-)	Panel Weldt, Filter	1	
4	08085	(000000-)	Pin, Haircotter .31D .058Wire	2	
5	23709	(000000-)	Catch, Draw Pull	2	
6	41732	(000000-)	Rivet, Pop	4	
7	81889	(000000-)	Bracket, Latch, Hopper	1	
8	33518	(000000-)	Washer	1	
9	06943	(000000-)	Screw, Hex, M06-1.0 X 20, 8.8	1	
10	32490	(000000-)	Washer, Flat, .25 Hard	2	
11	08708	(000000-)	Nut, Hex, Lock, M06-1.0, NI	1	
12	06945	(000000-)	Screw, Hex, M06-1.0 X 30, 8.8	1	
13	83427	(001216-)	Panel, Perma-Filter	1	
14	83426	(001216-)	Gasket, Filter Panel	1	
▽	83039	(000000-)	Seal Kit, Hopper	1	
▲	15	81965	(000000-)	Seal, Bulb .50 X .50 X 9.19Lg	2
▲	16	83115	(000000-)	Seal, Foam, Extrusion 23.5	1
▲	17	81966	(000000-)	Seal, Bulb .38 X .75 X 22.62Lg	1
	18	1037209	(000000-)	Filter, Panl, Dust, 4.2 X 13.3 X 21.0	1
	19	81803	(000000-)	Panel Wldt, Shaker	1
	20	1045426	(000000-)	Spring, Extn, 0.43od 0.05wir 01.4l	1
	21	49697	(000000-)	Screw, Pan, M04-0.7 X 10, Ss	4
	22	19065	(000000-)	Washer, Flat, #08	4
	23	379891	(000000-)	Solenoid Assy, Filter Shaker,	1
	24	81922	(000000-)	Shaker Module, 36V	1
	25	83384	(001286-)	Harness, Shaker	1
	26	49266	(001286-)	Tie, Cable 1.75D Max 7.50Lg	1

Fig. 27 - Battery Group

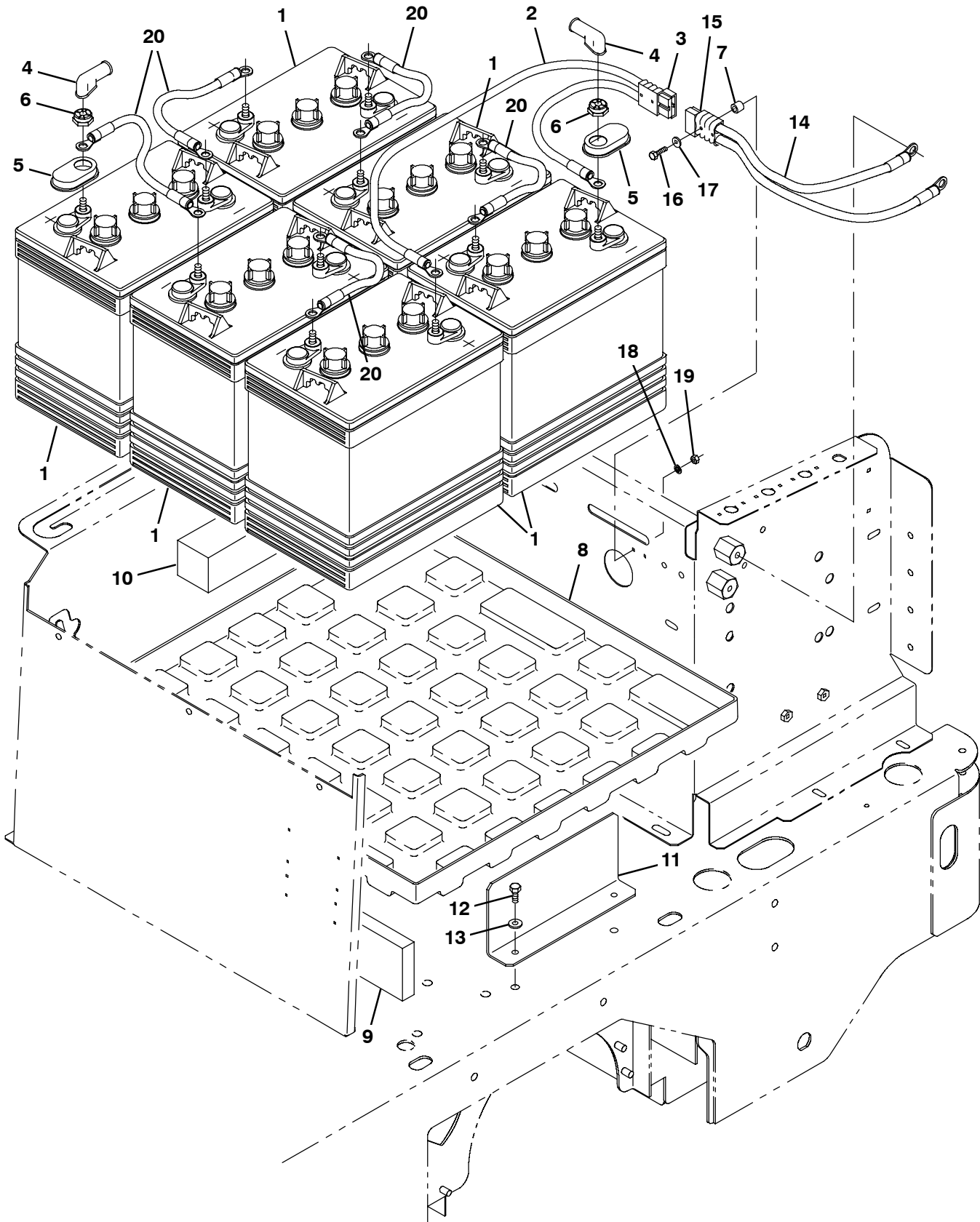


Fig. 27 - Battery Group

	Ref.	Part No.	Serial Number	Description	Qty.
	1	10155	(000000-) Battery, 6V, Wet	6
▽	2	222217	(000000-) Harness, Cable, Battery	1
▲	3	130155	(000000-) Connector, Battery, 6ga 50a, Gray[2cont]	1
	4	02076	(000000-) Boot	12
	5	1041030	(000000-) Cap, Battery	12
	6	87435	(000000-) Nut, Hex, Flexlock, .31-18	12
	7	65742	(000000-) Tube, 0.38D 0.17B 0.4L	2
	8	83414	(000000-) Tray, Battery	1
	9	222473	(000000-) Spacer	1
	10	83415	(000000-) Spacer, Battery 2.0 X 2.0 X 11	1
	11	83417	(000000-) Bracket, Battery Brace	1
	12	06942	(000000-) Screw, Hex, M06-1.0 X 16, 8.8	2
	13	32483	(000000-) Washer, Flat, .25 Sae	2
▽	14	83411	(000000-) Harness, Cable, Battery, Main	1
▲	15	130155	(000000-) Connector, Battery, 6ga 50a, Gray[2cont]	1
	16	06924	(000000-) Screw, Pan, M03-0.5 X 30, 4.8	2
	17	19064	(000000-) Washer, Flat, #06	2
	18	32975	(000000-) Washer, Lock, Int, #06	2
	19	01754	(000000-) Nut Hex, Std, M03-0.5	2
	20	63740	(000000-) Cable, Battery	5

Fig. 28 - Electrical Schematic (000000-002014)

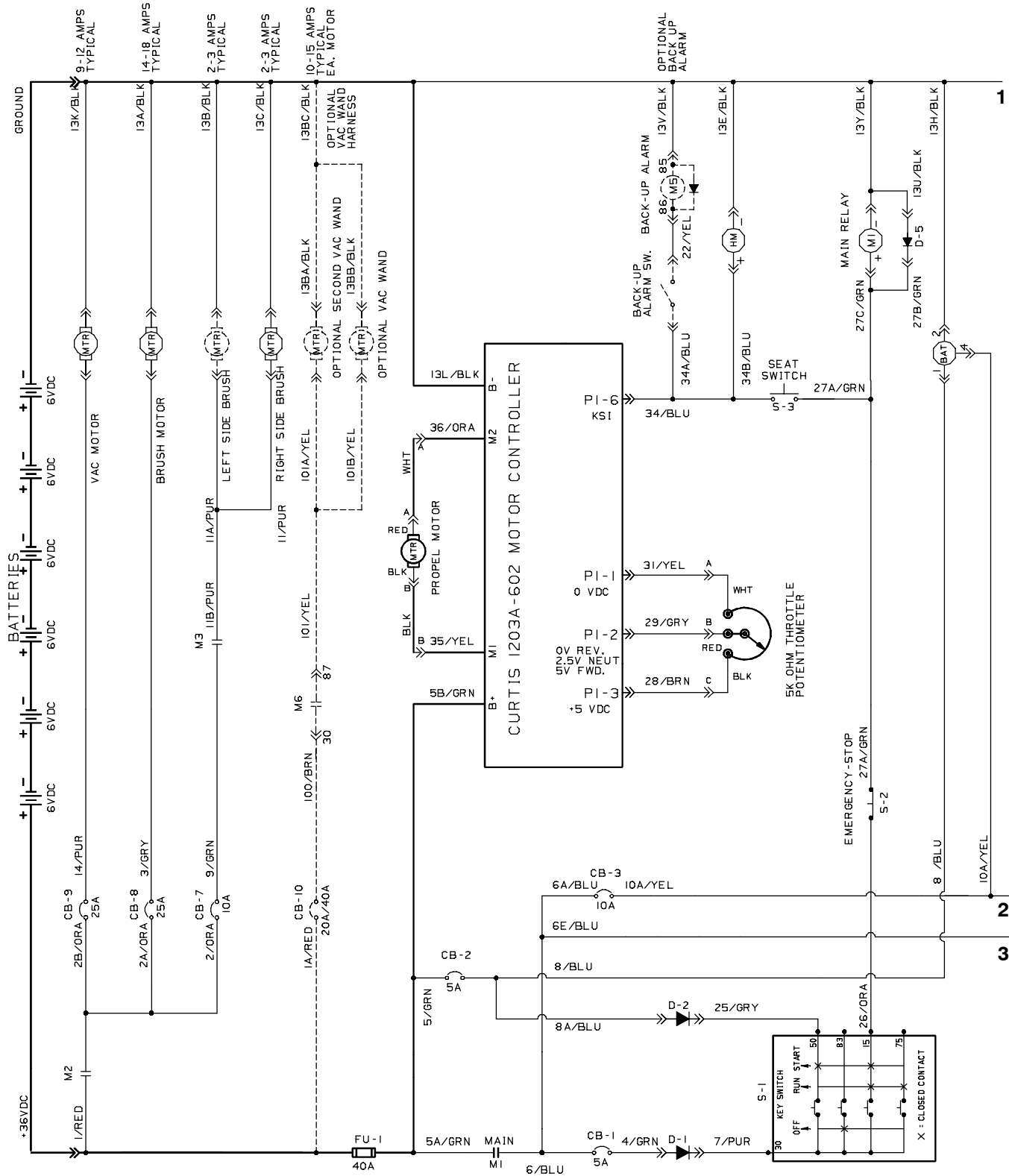
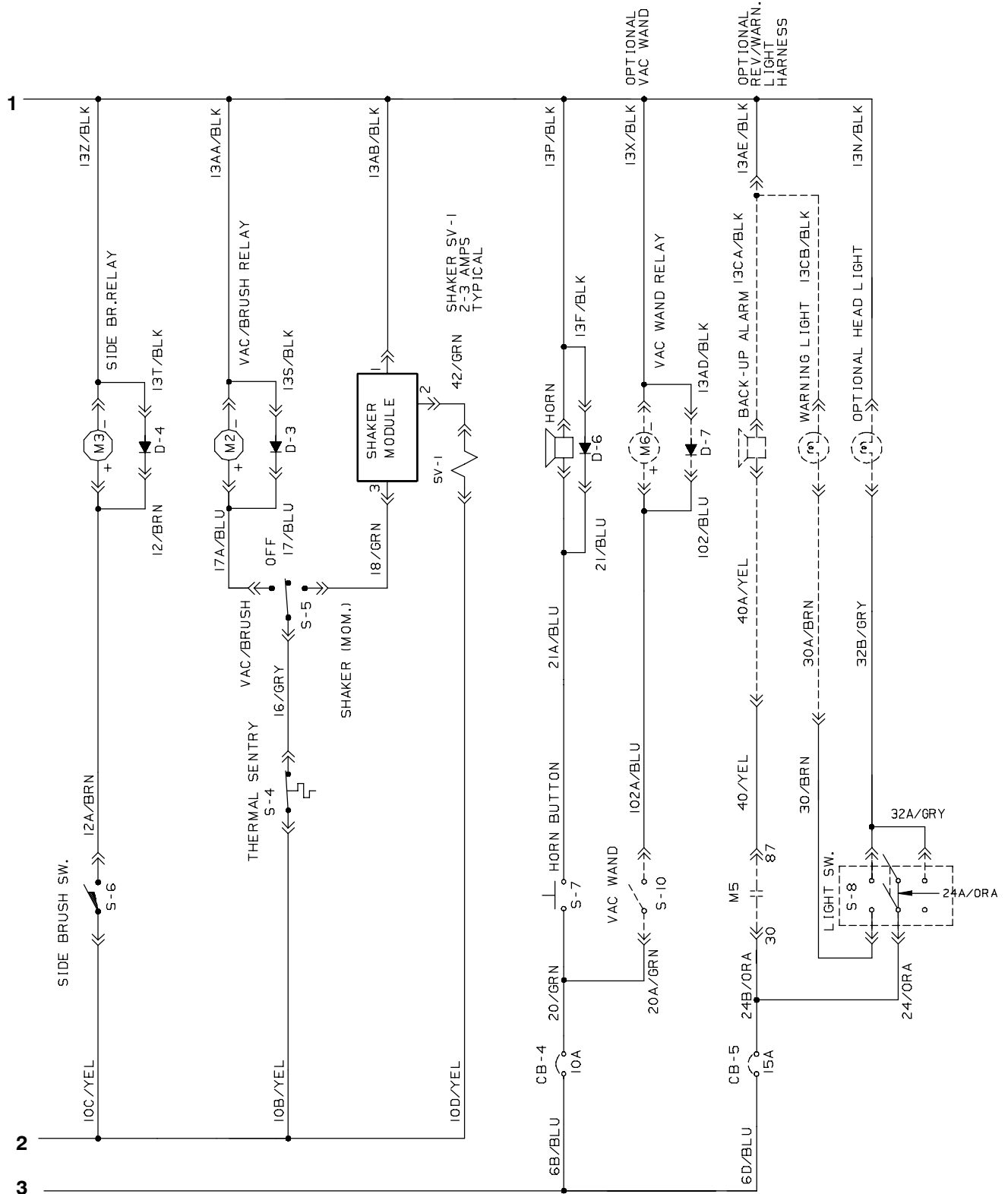


Fig. 28 - Electrical Schematic (000000-002014)



LEGEND

CB	CIRCUIT BREAKER	FU	FUSE
MTR	MOTOR	D	DIODE
P	CONNECTOR PIN	M	RELAY COIL
S	SWITCH	R	RESISTOR
ARM	ARMATURE	HM	HOURMETER
BAT	BATTERY GAUGE		

OPTIONAL BACKUP ALARM AND LIGHTS

Fig. 29 - Electrical Schematic (002015-)

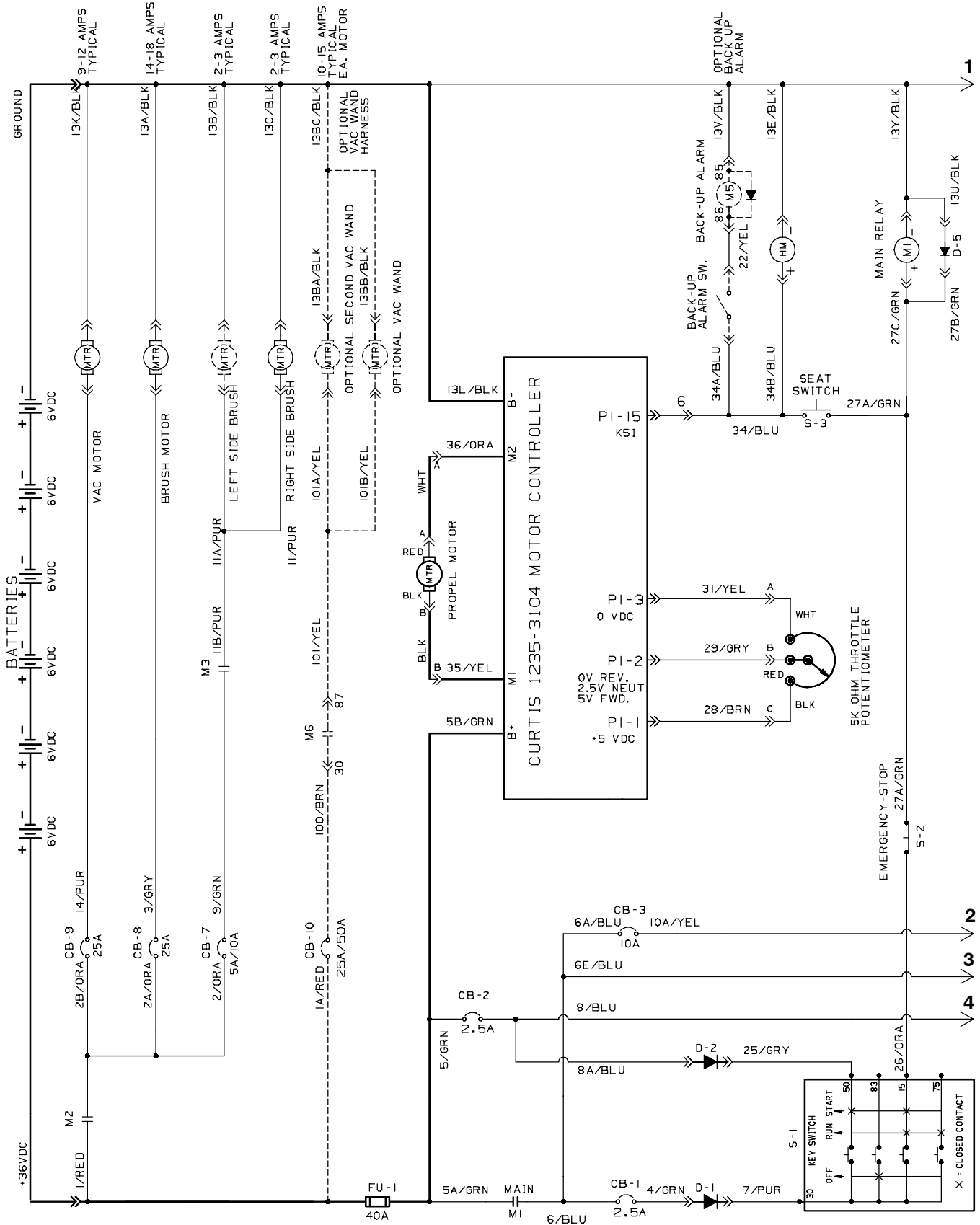
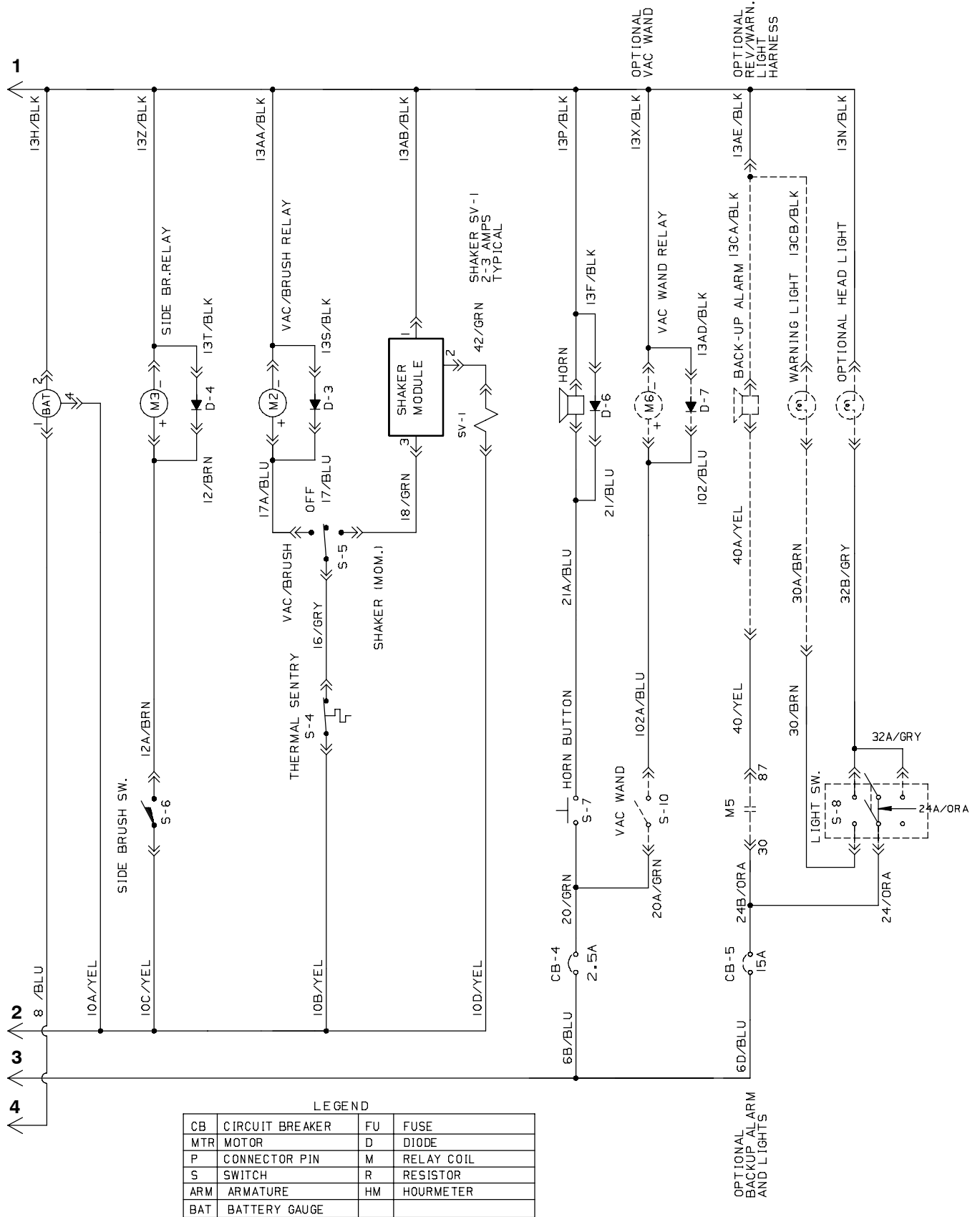


Fig. 28 - Electrical Schematic (002015-)



LEGEND

CB	CIRCUIT BREAKER	FU	FUSE
MTR	MOTOR	D	DIODE
P	CONNECTOR PIN	M	RELAY COIL
S	SWITCH	R	RESISTOR
ARM	ARMATURE	HM	HOURMETER
BAT	BATTERY GAUGE		

Fig. 30 - Wire Harness Group

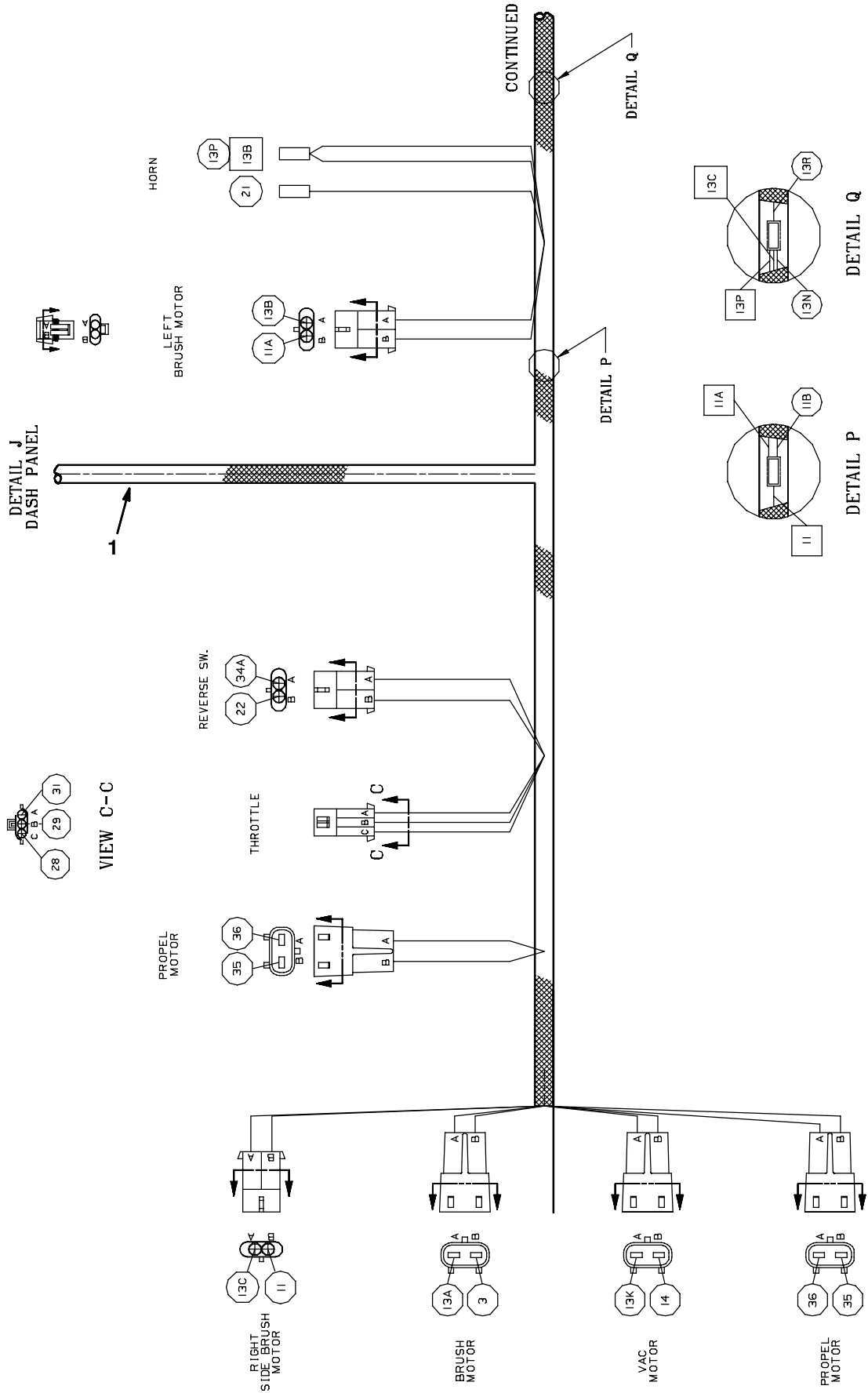


Fig. 30 - Wire Harness Group

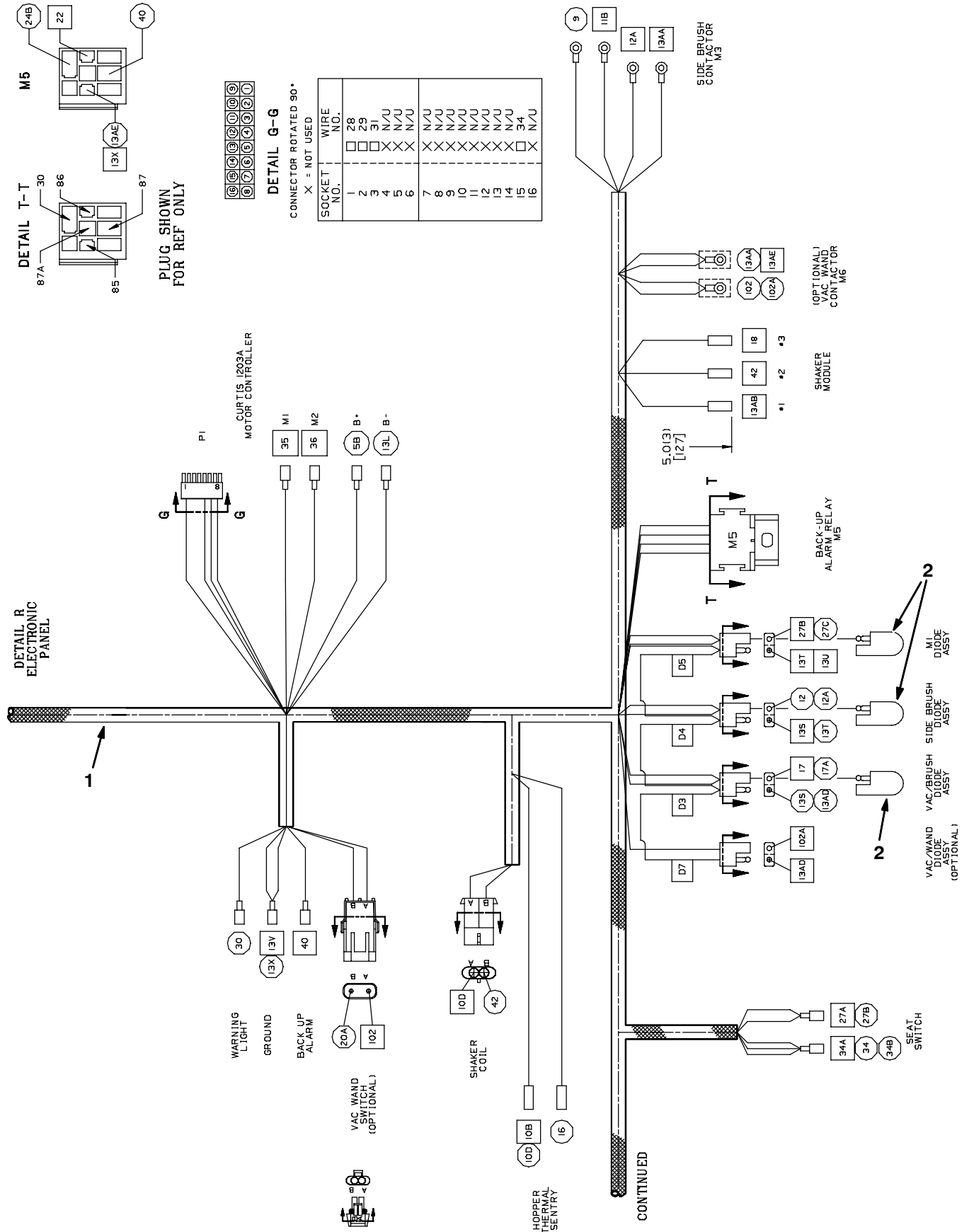


Fig. 30 - Wire Harness Group

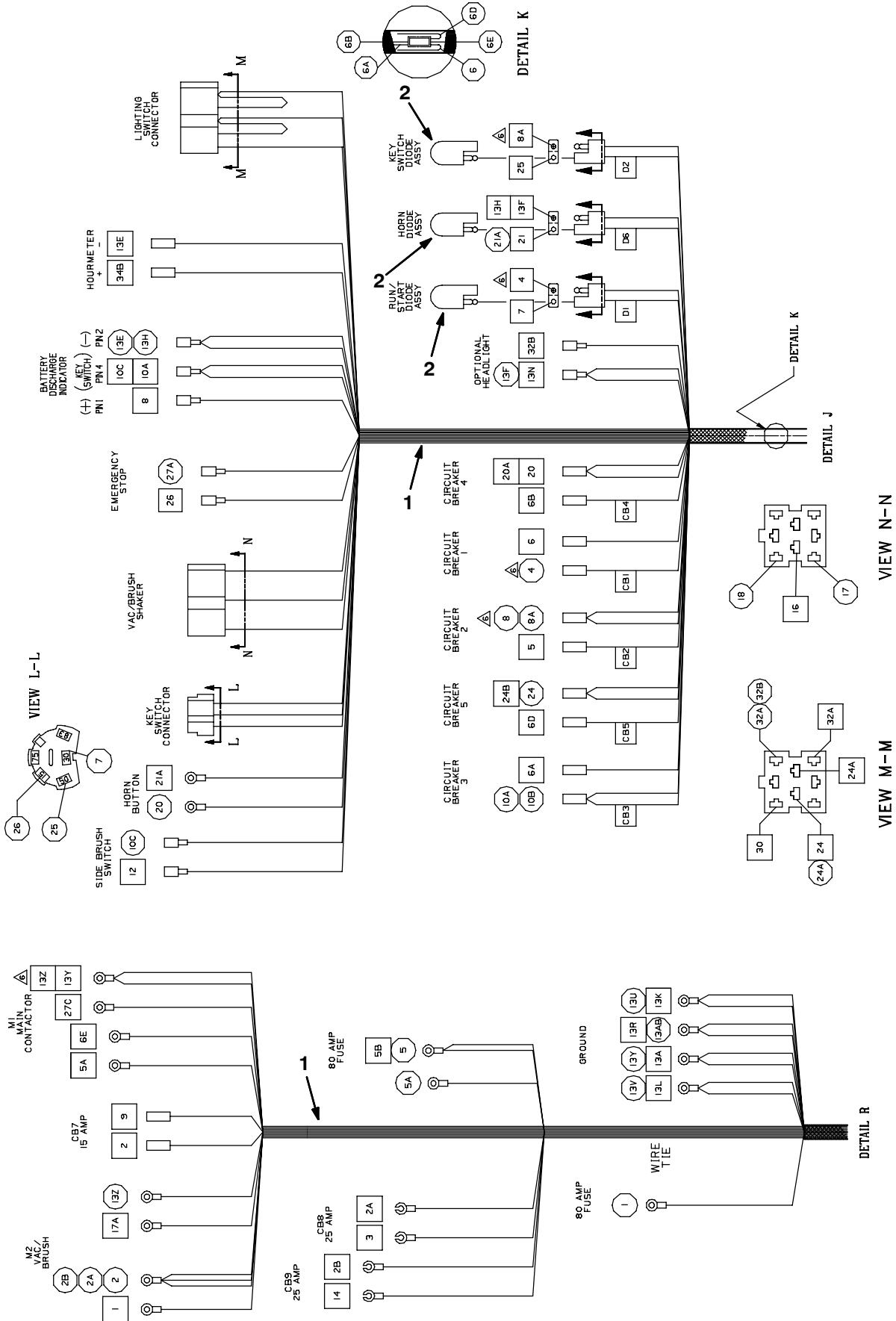


Fig. 30 - Wire Harness Group

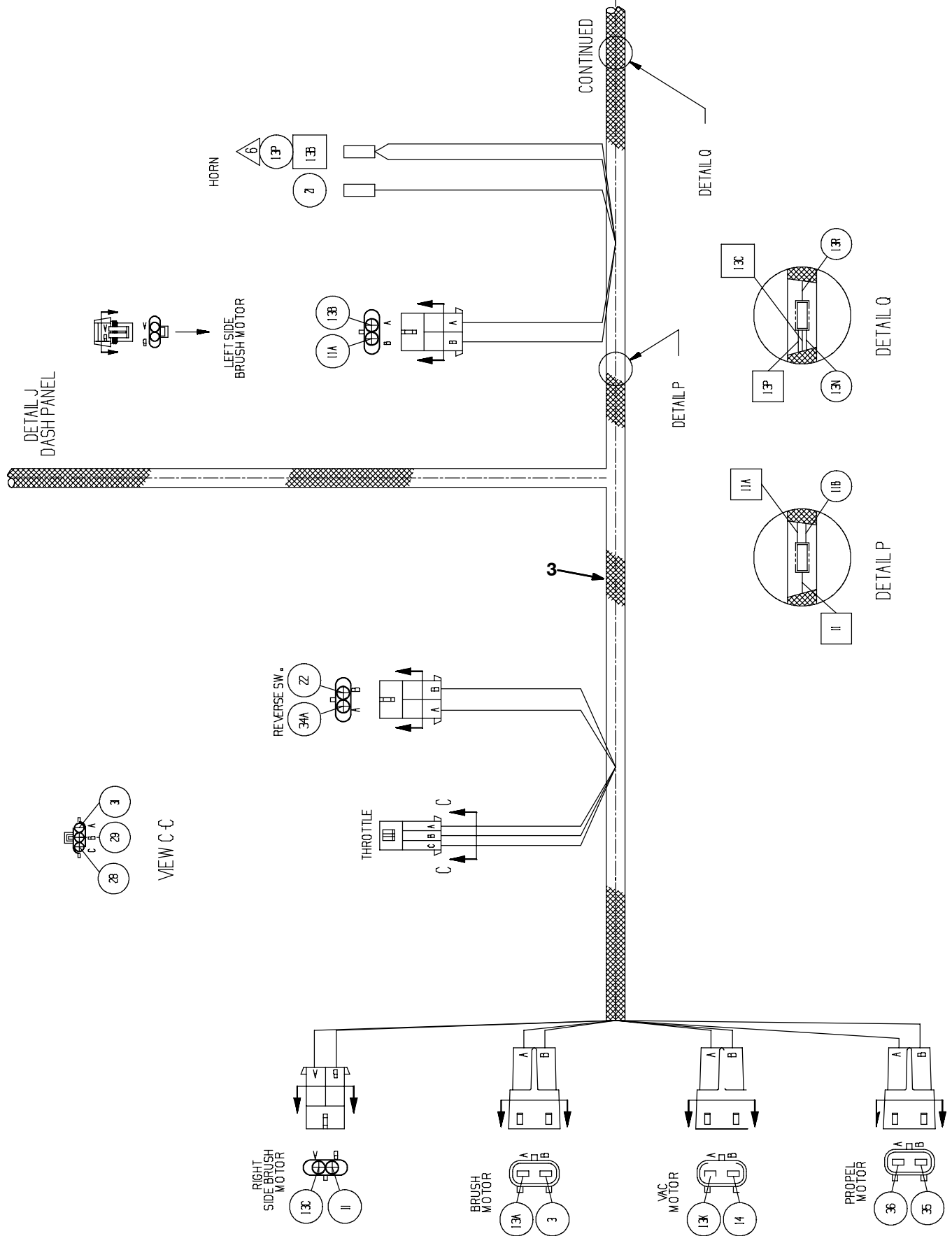


Fig. 30 - Wire Harness Group

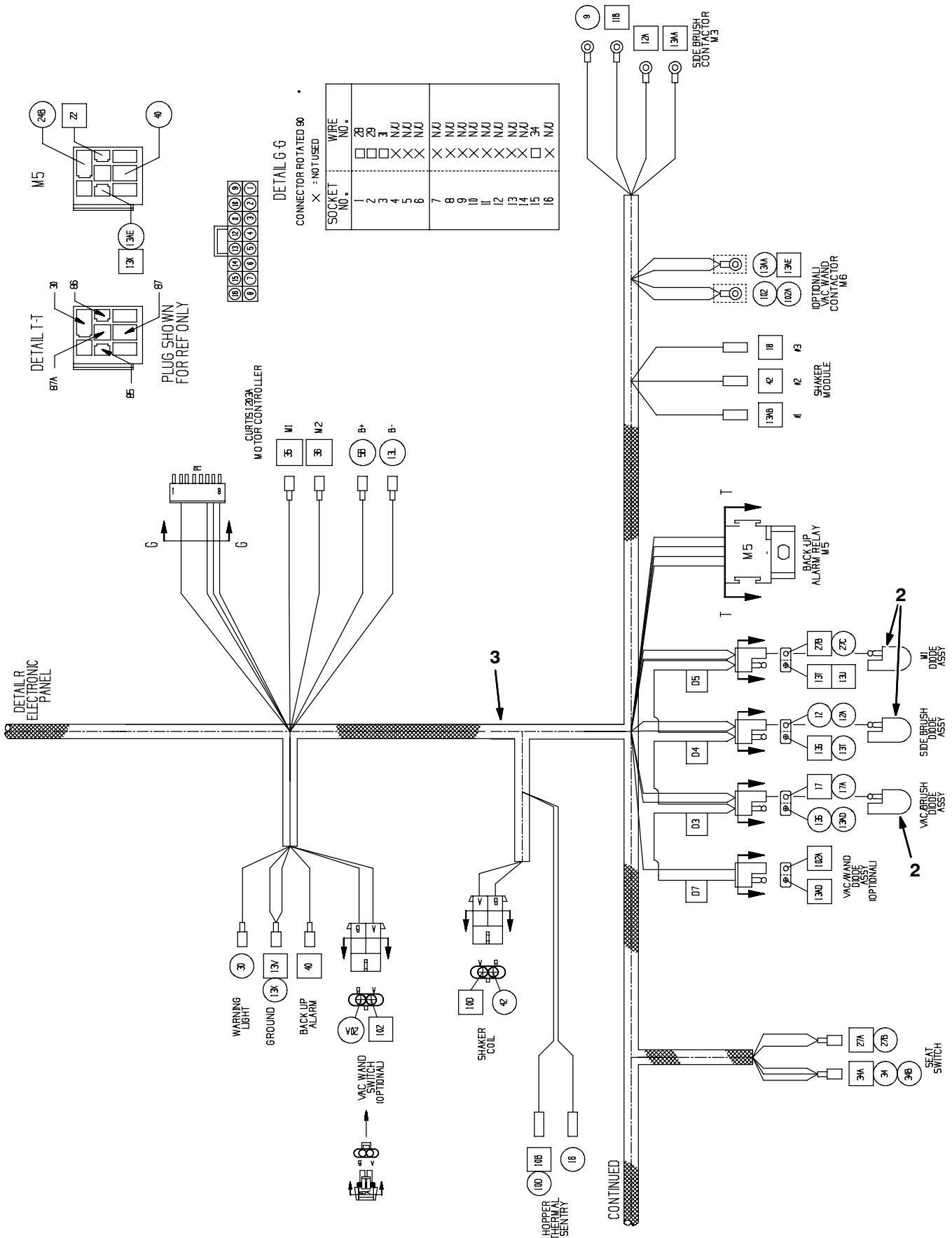


Fig. 30 - Wire Harness Group

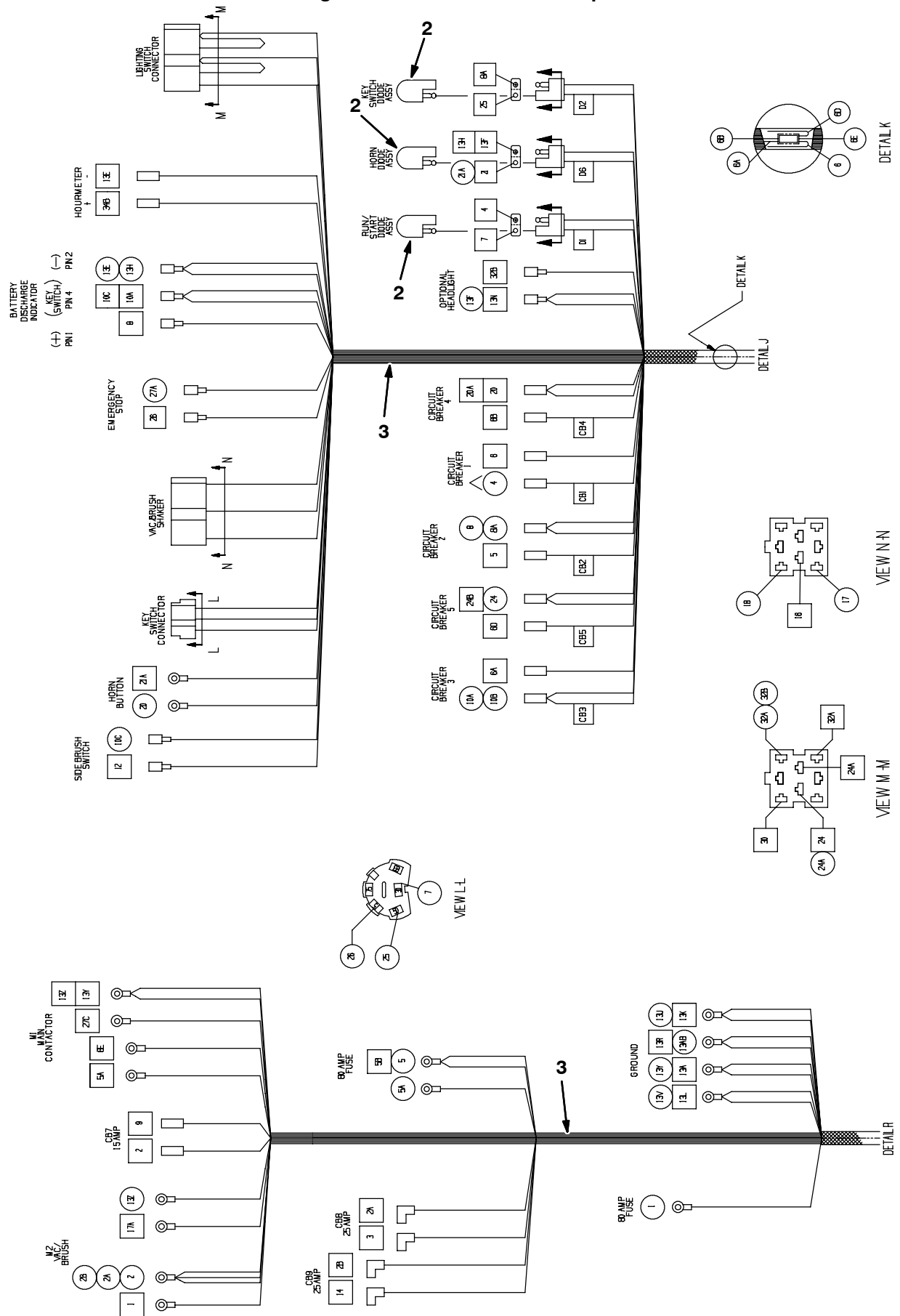
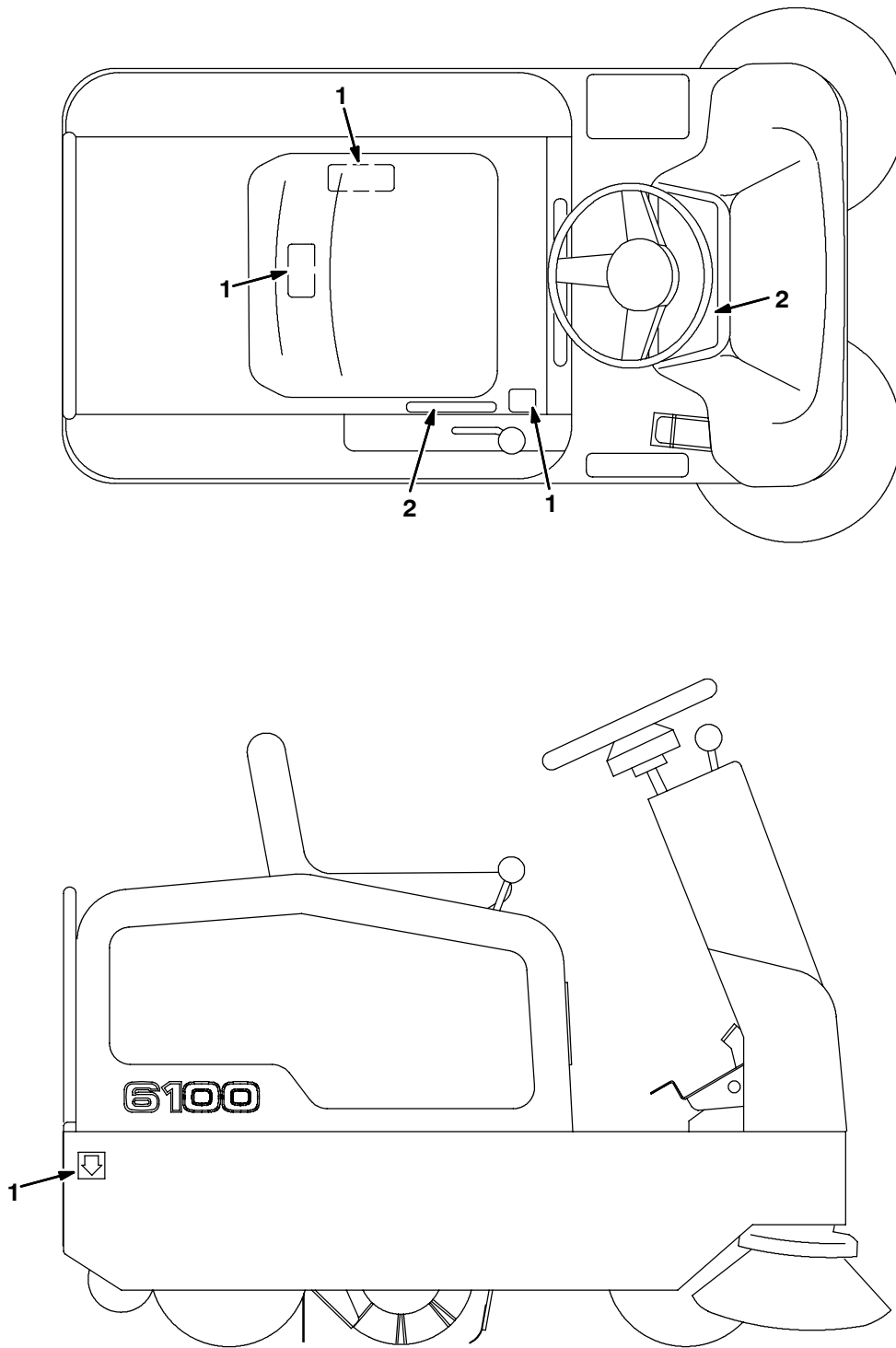


Fig. 30 - Wire Harnesses Group

Ref.	Part No.	Serial Number	Description	Qty.
1	81924	(000000-003717)	Harness, Wire, Main 6100 Std	1
2	222290	(000000-) Diode, Electric Plug	6
3	1036873	(003718-) Harness, Main [6100]	1

Fig. 31 - Label Group



352201 - E, NA

Ref.	Part No.	Serial Number	Description	Qty.
1	83520	(000000-)	Label Set, Info&Hzd 6100	1
2	83518	(000000-)	Label Set, Oper. 6100 Ev	1

SECTION 3

Contents	Page
Fig. 1 - Quick Mop Kit	3-2
Fig. 2 - Vacuum Wand Group	3-4
Fig. 3 - Vacuum Wand Box Group, Single Fan ..	3-6
Fig. 4 - Vacuum Wand Electrical Group, Single Fan	3-8
Fig. 5 - Vacuum Wand Box Group, Dual Fan ...	3-10
Fig. 6 - Vacuum Wand Electrical Group, Dual Fan	3-12
Fig. 7 - Side Brush Lift Group, Left Hand	3-14
Fig. 8 - Side Brush Motor Group, Left Hand ...	3-16
Fig. 9 - Rollout Battery Case Kit	3-18
Fig. 10 - Rollout Battery Pack Kit	3-20
Fig. 11 - Rollout Battery Cart Kit	3-22
Fig. 12 - Flashing Light Kit	3-24
Fig. 13 - Backup Alarm Kit	3-26
Fig. 14 - Backup Alarm and Flashing Light Kit ..	3-28
Fig. 15 - Battery Kit, Dry, 220AH, International Only	3-30
Fig. 16 - Seat Belt Kit	3-32
Fig. 17 - Seat Slide Kit	3-33
Fig. 18 - Battery Charger Group	3-34
Fig. 19 - Side Molding Kit	3-35
Fig. 20 - Worklight Kit	3-36
Fig. 21 - Non-Marking Tire Kit (000000-002362)	3-37
Fig. 22 - Non-Marking Tire Kit (002363-)	3-38
Fig. 23 - Heavy Duty Controller Kit	3-39
Fig. 24 - Electrical Schematic, Heavy Duty Controller	3-40
Fig. 25 - Fire Extinguisher Kit	3-42
Fig. 26 - Documentation Group	3-43

Fig. 1 - Quick Mop Kit

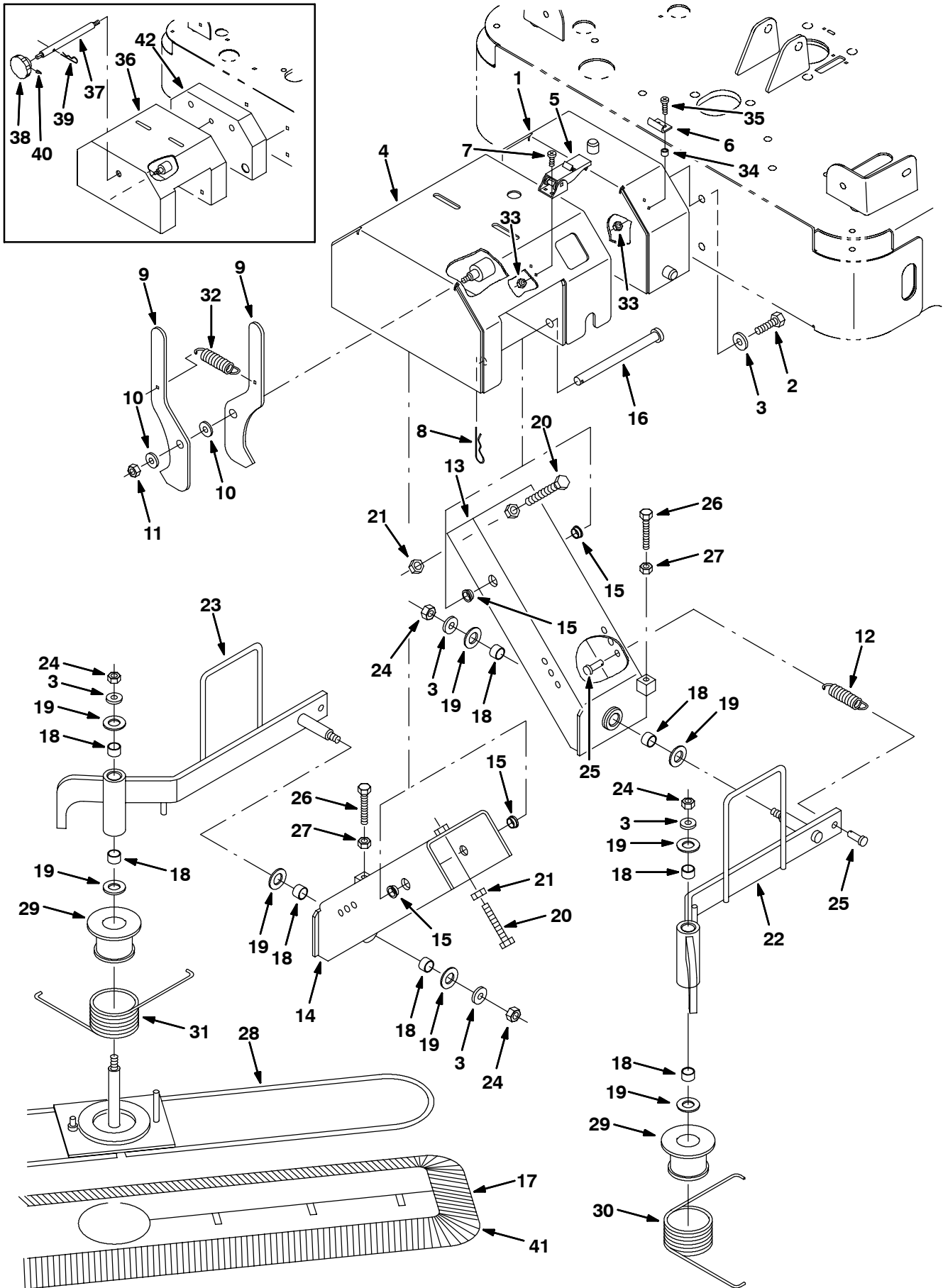


Fig. 1 - Quick Mop Kit

	Ref.	Part No.	Serial Number	Description	Qty.
▽		83199	(000000-) Quick Mop Kit, 6100	1
▲	1	384246	(xxxxxx-) Bumper Wldt, V-Mop	1
▲	2	39283	(000000-) Screw, Hex, M10-1.5 X 25, 8.8	4
▲	3	32492	(000000-) Washer, Flat, .38 Hard	8
▲	4	384247	(xxxxxx-) Housing Wldt, V-Mop	1
▲	5	384418	(xxxxxx-) Latch, Door	2
▲	6	384419	(xxxxxx-) Bracket, Keeper	2
▲	7	49697	(xxxxxx-) Screw, Pan, M04-0.7 X 10, Ss	4
▲	8	02942	(000000-) Pin, Hair Cotter	2
▲	9	83338	(000000-) Plate, Latch	2
▲	10	86860	(000000-) Bearing, Thrust 0.50B 0.87D 0.06W	2
▲	11	08709	(000000-) Nut, Hex, Lock, M08-1.25,NI	1
▲	12	15047	(000000-) Spring, Extension	2
▲	13	83313	(000000-) Channel Wldt, Lift Lh	1
▲	14	83315	(000000-) Channel Wldt, Lift Rh	1
▲	15	15648	(000000-) Bearing, Flange	4
▲	16	51225-1	(000000-) Pin, Clevis	2
▲	17	83347	(000000-) Mop, Dust	2
▲	18	07449	(000000-) Bearing, Fiberglide	8
▲	19	64425	(000000-) Washer	8
▲	20	76438	(000000-) Screw, Hex, M10-1.5 X 90, FI	2
▲	21	39312	(000000-) Nut, Hex, Std, M10-1.5	2
▲	22	83318	(000000-) Arm Wldt, Lift Lh	1
▲	23	83324	(000000-) Arm Wldt, Lift Rh	1
▲	24	41430	(000000-) Nut, Hex, Lock, M10-1.5, NI	4
▲	25	39019	(000000-) Pin, Clevis	4
▲	26	363976	(000000-) Scr-Hex M 8X1.25 60 Full Thd	2
▲	27	39311	(000000-) Nut, Hex, Std, M08-1.25	2
▲	28	83325	(000000-) Frame Wldt, V-Mop	2
▲	29	83332	(000000-) Spacer, Spring	2
▲	30	80317	(000000-) Spring, Torsion	1
▲	31	80318	(000000-) Spring, Torsion	1
▲	32	87816	(000000-) Spring, Extension	1
▲	33	02850	(xxxxxx-) Nut, Hex, Lock, M04-0.7, NI	8
▲	34	65441	(xxxxxx-) Spacer	4
▲	35	12323	(xxxxxx-) Screw, Pan, M04 X 0.7 X 20, Ss	4
	36	83335	(000000- xxxxxx)	Housing Wldt, V-Mop	1
	37	83341	(000000- xxxxxx)	Rod, Threaded	1
	38	06506	(000000- xxxxxx)	Knob	1
	39	02942	(000000- xxxxxx)	Pin, Hair Cotter	1
	40	39323	(000000- xxxxxx)	Screw, Set, #10-32 X 0.38,	1
	41	83348	(000000-) Mop, Dust, Industrial	1
	42	83342	(000000- xxxxxx)	Bumper Wldt, V-Mop	1

Fig. 2 - Vacuum Wand Group

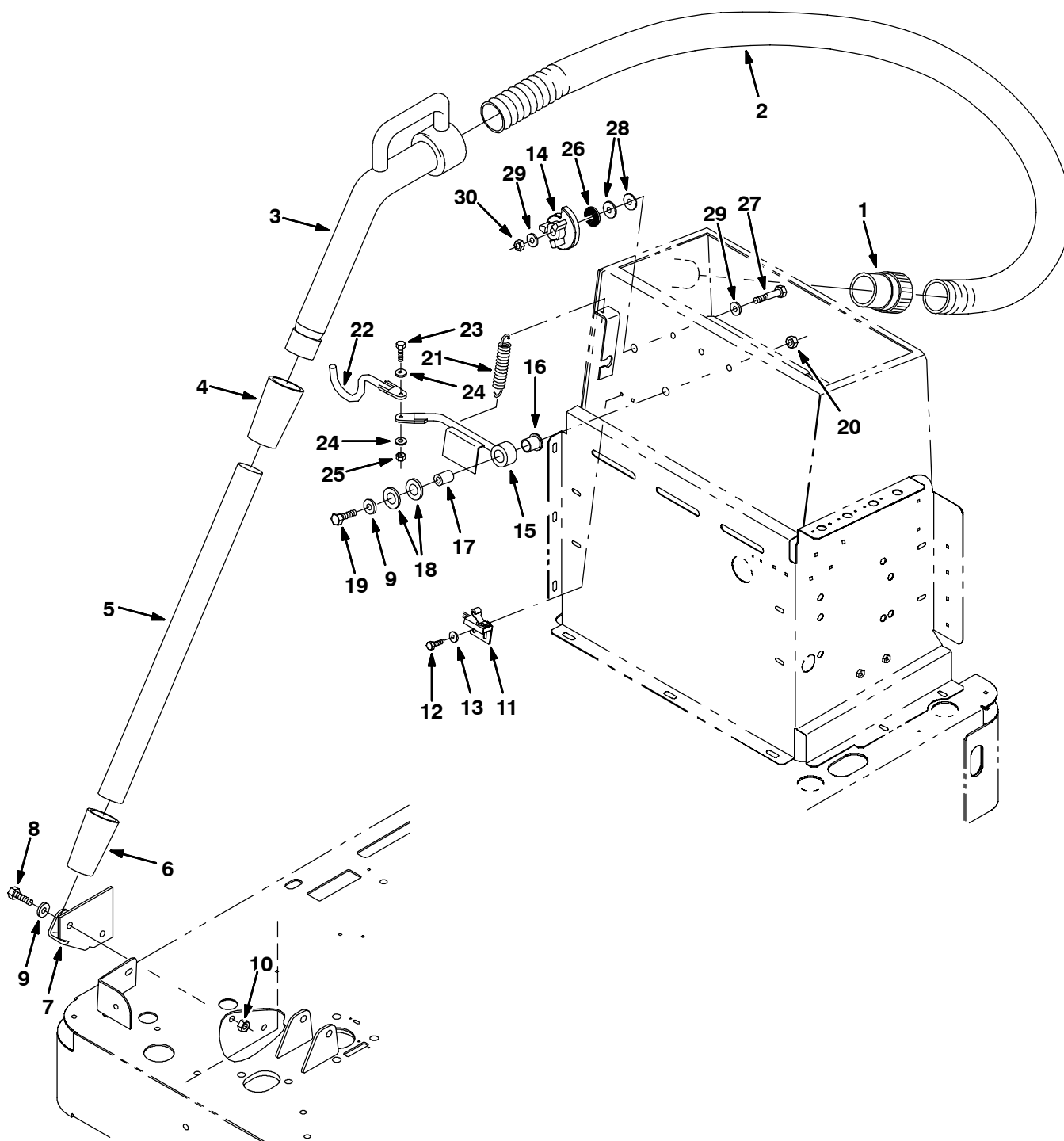


Fig. 2 - Vacuum Wand Group

NOTE: Single Vacuum Fan Kit, Tennant Part Number 83231, includes Fig. 2, Fig. 3, and Fig. 4.

NOTE: Dual Vacuum Fan Kit, Tennant Part Number 83437, includes Fig. 2, Fig. 5, and Fig. 6.

Ref.	Part No.	Serial Number	Description	Qty.
1	83285	(000000-) Cuff, Hose	1
2	83289	(000000-) Hose, Flex	1
3	83286	(000000-) Nozzle, Vac Wand	1
4	83287	(000000-) Coupling, Vac Wand	1
5	83288	(000000-) Tube, Vac Wand	1
6	80299	(000000-) Coupling, Vac-Wand	1
7	83296	(000000-) Brkt, Frame	1
8	39283	(000000-) Screw, Hex, M10-1.5 X 25, 8.8	2
9	32492	(000000-) Washer, Flat, .38 Hard	3
10	07792	(000000-) Nut, Hex, Flange, M10-1.5	2
11	59962	(000000-) Switch, Roller	1
12	09244	(000000-) Screw, Hex, M05-0.8 X 16, 8.8	2
13	19066	(000000-) Washer, Flat, #10	2
14	222244	(000000-) Cam, Squeegee	1
15	83298	(000000-) Rod Wldt, Vac Wand	1
16	72763	(000000-) Bearing, Flange	1
17	73370	(000000-) Sleeve	1
18	04846	(000000-) Washer, Thrust	2
19	06962	(000000-) Screw, Hex, M10-1.5 X 45, 8.8	1
20	41430	(000000-) Nut, Hex, Lock, M10-1.5, NI	1
21	25737	(000000-) Spring, Tension	1
22	83309	(000000-) Rod Wldt, Vac Wand	1
23	06943	(000000-) Screw, Hex, M06-1.0 X 20, 8.8	1
24	32490	(000000-) Washer, Flat, .25 Hard	2
25	08708	(000000-) Nut, Hex, Lock, M06-1.0, NI	1
26	222268	(000000-) Washer, Neoprene	1
27	39278	(000000-) Screw, Hex, M08-1.25 X 50, 8.8	1
28	64153	(000000-) Washer	2
29	32491	(000000-) Washer, Flat, .31 Hard	2
30	08709	(000000-) Nut, Hex, Lock, M08-1.25,NI	1

Fig. 3 - Vacuum Wand Box Group, Single Fan

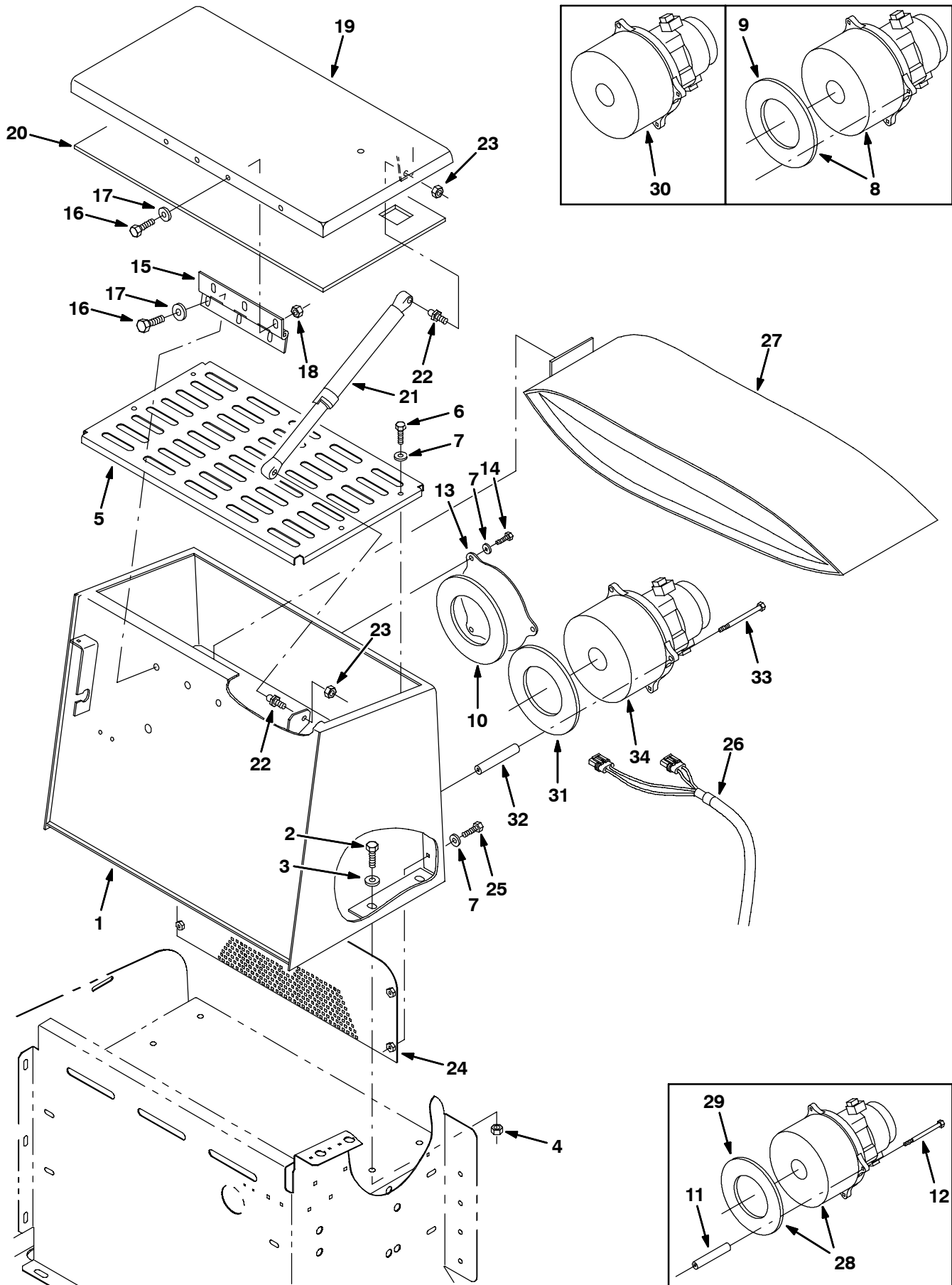


Fig. 3 - Vacuum Wand Box Group, Single Fan

NOTE: Single Vacuum Fan Kit, Tennant Part Number 83231, includes Fig. 2, Fig. 3, and Fig. 4.

Ref.	Part No.	Serial Number	Description	Qty.
1	83268	(000000-) Box Assy, Vac Wand	1
2	39283	(000000-) Screw, Hex, M10-1.5 X 25, 8.8	4
3	32492	(000000-) Washer, Flat, .38 Hard	4
4	07791	(000000-) Nut, Hex, Flange, M08-1.25	4
5	83273	(000000-) Screen, Vac Wand	1
6	06945	(000000-) Screw, Hex, M06-1.0 X 30, 8.8	4
7	32490	(000000-) Washer, Flat, .25 Hard	11
▽	8	17363	(000000- xxxxxx) Fan Assy, Vacuum (See Breakdowns)	1
▲	9	223264	(000000- xxxxxx) Seal, Vac Fan	1
10	223264	(000000-003902)	Seal, Vac Fan	1
10	10912	(003903-) Seal, Rbr, Clsd, 0.375, 5.0d 2.5h	1
11	18811	(000000-003902)	Tube, Steel .26X.50X3.16L	3
12	09773	(000000-003902)	Screw, Hex, M06-1.0 X 100, Ss	3
13	83277	(000000-) Plate, Cover	1
14	06943	(000000-) Screw, Hex, M06-1.0 X 20, 8.8	3
15	86430	(000000-) Hinge	1
16	87308	(000000-) Screw, Hex, M06-1.00 X 12	6
17	32483	(000000-) Washer, Flat, .25 Hard	6
18	07790	(000000-) Nut, Hex, Flange M06-1.00	3
19	83279	(000000-) Door Wldt, Vac Wand	1
20	83282	(000000-) Gasket, Door	1
21	83278	(000000-) Spring, Gas	1
22	58494	(000000-) Stud, Ball, Gas Spring	2
23	87435	(000000-) Nut, Hex, Flexlock, .31-18	2
24	385663	(000000-) Screen, Vac Wand	1
25	06942	(000000-) Screw, Hex, M06-1.0 X 16, 8.8	4
26	81929	(000000-) Harness, Wire, Vac Wand	1
27	83269	(000000-) Bag, Vac Wand (10 Bags)	1
▽	28	398520	(xxxxxx-003902) Fan Assy, Vacuum (See Breakdowns) (Replaced by 9004054)	1
▲	29	223264	(xxxxxx-003902) Seal, Vac Fan	1
▽	30	1039617	(003903-004361) Fan, Vacuum, 5.7d, 036vdc, 3 Stage	1
▲		1041772	(003903-004361) Brush Kit, Motor	1
▲		1041766	(003903-004361) Cover, Cooling Fan	1
31	10912	(003903-) Seal, Rbr, Clsd, 0.375, 5.0d 2.5h	1
32	1042580	(003903-) Tube, 0.25id 0.52od 03.4l, Stl	3
33	1043003	(003903-) Screw, Hex, M6 X 1.00 X 110mm, Ss	3
33	1043003	(003903-) Screw, Hex, M6 X 1.00 X 110mm, Ss	3
34	1057634	(004362-) Fan, Vacuum, 5.7d, 036vdc, 3 Stage	1

Fig. 4 - Vacuum Wand Electrical Group, Single Fan

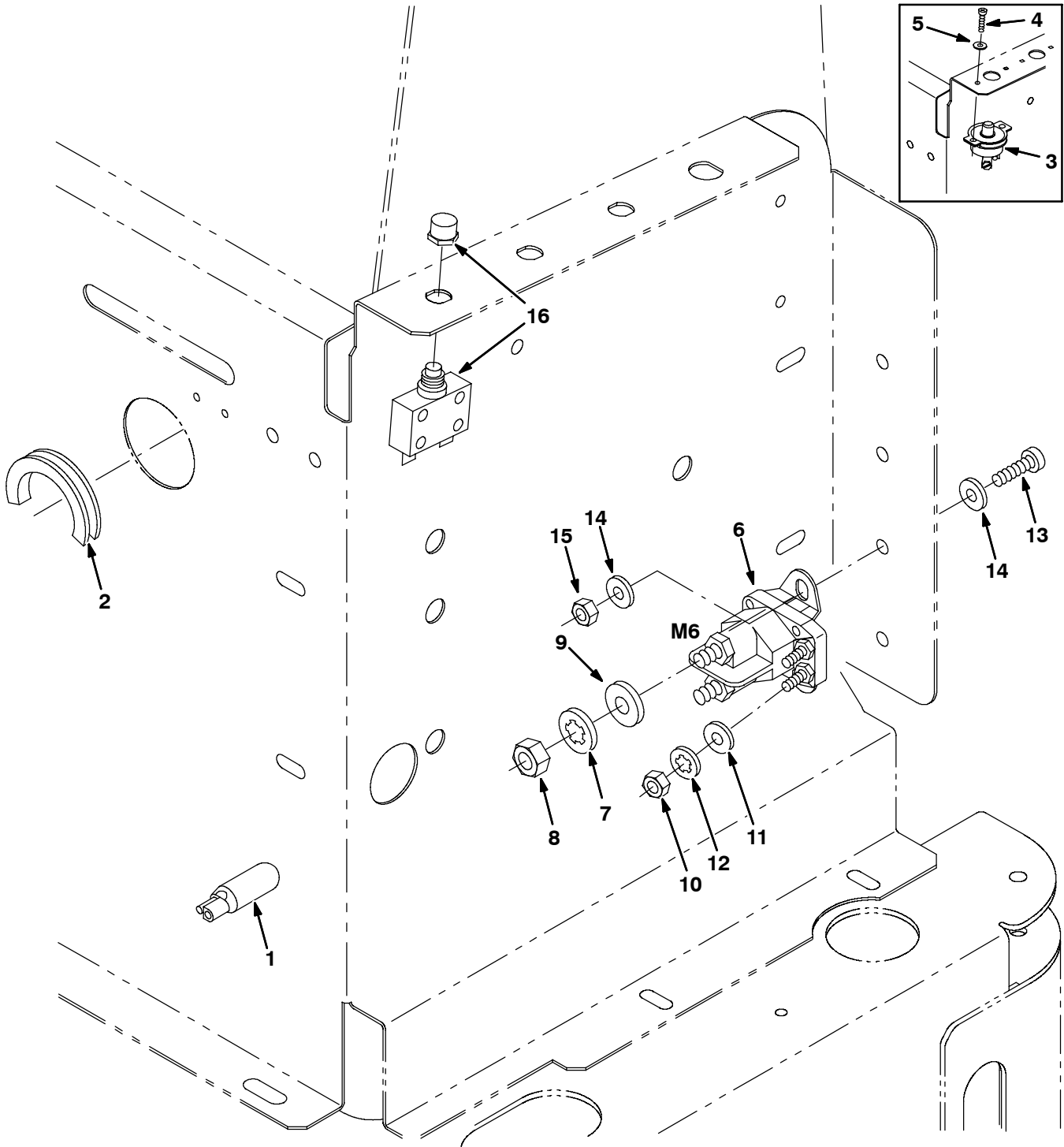


Fig. 4 - Vacuum Wand Electrical Group, Single Fan

NOTE: Single Vacuum Fan Kit, Tennant Part Number 83231, includes Fig. 2, Fig. 3, and Fig. 4.

Ref.	Part No.	Serial Number	Description	Qty.
1	222290	(000000-) Diode, Electric Plug	1
2	47080	(000000-) Grommet, Rubber	1
3	9003353	(000000-003717) Circuitbreaker Kit, 20a, Replmt, Ci	1
4	25006	(000000-003717) Screw, Pan, #08-32 X 0.88, G1	2
5	19065	(000000-003717) Washer, Flat, #08	2
6	386810	(000000-) Contactor, 36vdc, 100a, Sp N/O	1
7	32984	(000000-) Washer, Lock, Int, .31	2
8	20170	(000000-) Nut, Hex, Jam, .31-24	2
9	39349	(000000-) Washer, Flat, .31 Sae	2
10	01713	(000000-) Nut, Hex, Std, #10-32, G2	2
11	19324	(000000-) Washer, Flat, #10 Sae	2
12	32980	(000000-) Washer, Lock, Int, #10	2
13	06933	(000000-) Screw, Pan, M05-0.8 X 16, 4.8	1
14	19066	(000000-) Washer, Flat, #10	2
15	06549	(000000-) Nut, Hex, Lock, M05-0.8, NI	1
16	383723	(003718-003902) Circuitbreaker, 20.0a, Resetable	1
16	383724	(003903-) Circuitbreaker, 25.0a, Resetable	1

Fig. 5 - Vacuum Wand Box Group, Dual Fan

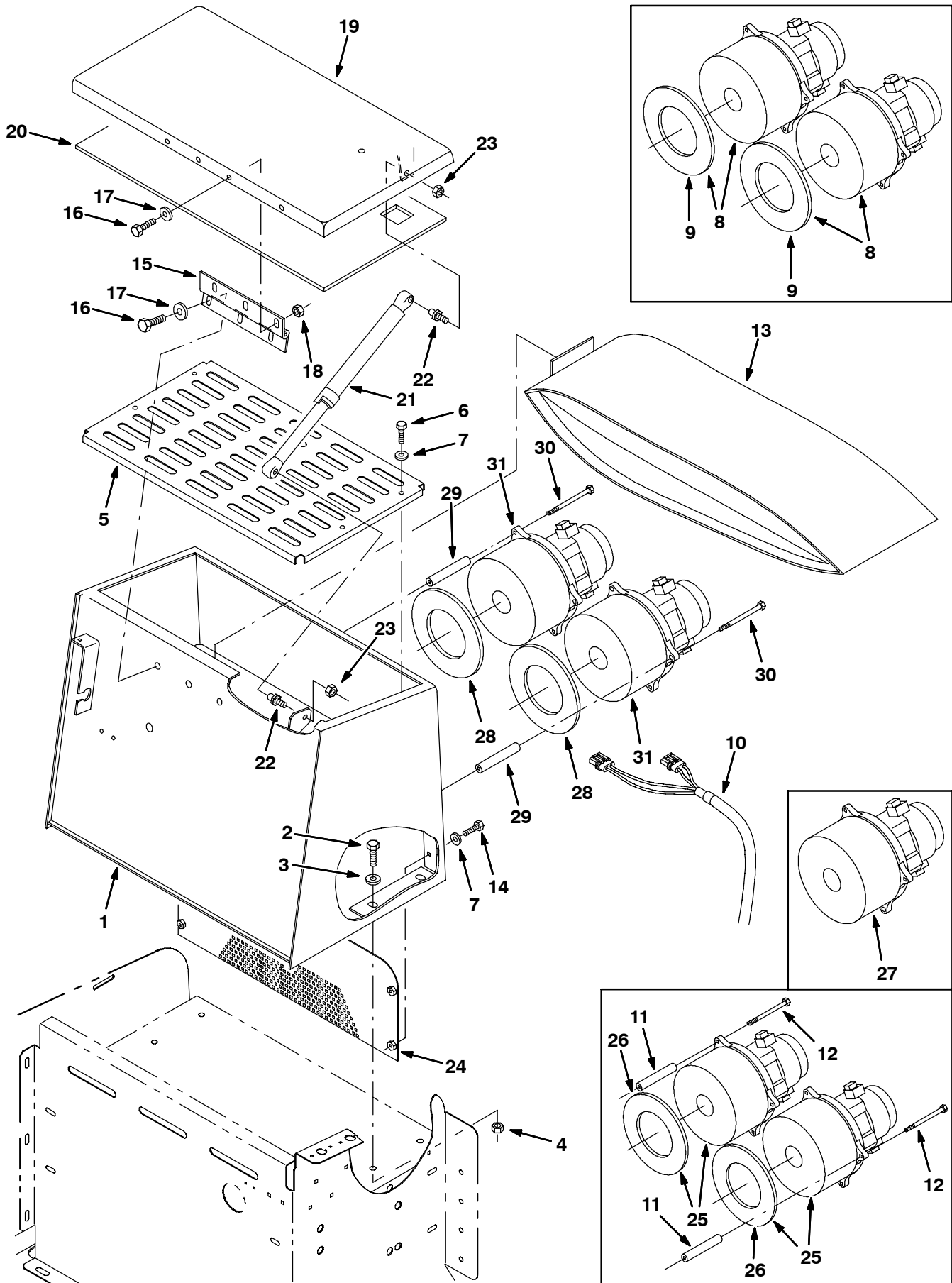


Fig. 5 - Vacuum Wand Box Group, Dual Fan

NOTE: Dual Vacuum Fan Kit, Tennant Part Number 83437, includes Fig. 2, Fig. 5, and Fig. 6.

Ref.	Part No.	Serial Number	Description	Qty.	
1	83268	(000000-) Box Assy, Vac Wand	1	
2	39283	(000000-) Screw, Hex, M10-1.5 X 25, 8.8	4	
3	32492	(000000-) Washer, Flat, .38 Hard	4	
4	07791	(000000-) Nut, Hex, Flange, M08-1.25	4	
5	83273	(000000-) Screen, Vac Wand	1	
6	06945	(000000-) Screw, Hex, M06-1.0 X 30, 8.8	4	
7	32490	(000000-) Washer, Flat, .25 Hard	8	
▽	8	17363	(000000- xxxxxx) Fan Assy, Vacuum (See Breakdowns)	2	
▲	9	223264	(000000- xxxxxx) Seal, Vac Fan	1	
10	81929	(000000-) Harness, Wire, Vac Wand	1	
11	18811	(000000-003902)	Tube, Steel .26X.50X3.16L	6	
12	09773	(000000-003902)	Screw, Hex, M06-1.0 X 100, Ss	6	
13	83269	(000000-) Bag, Vac Wand (10 Bags)	1	
14	06942	(000000-) Screw, Hex, M06-1.0 X 16, 8.8	4	
15	86430	(000000-) Hinge	1	
16	87308	(000000-) Screw, Hex, M06-1.00 X 12	6	
17	32483	(000000-) Washer, Flat, .25 Hard	6	
18	07790	(000000-) Nut, Hex, Flange, M06-1.00	3	
19	83279	(000000-) Door Wldt, Vac Wand	1	
20	83282	(000000-) Gasket, Door	1	
21	83278	(000000-) Spring, Gas	1	
22	58494	(000000-) Stud, Ball, Gas Spring	2	
23	87435	(000000-) Nut, Hex, Flexlock, .31-18	2	
24	385663	(000000-) Screen, Vac Wand	1	
▽	25	398520	(xxxxxx-003902) Fan Assy, Vacuum (See Breakdowns) (Replaced by 9004054)	2	
▲	26	223264	(xxxxxx-003902) Seal, Vac Fan	1	
▽	27	1039617	(003903-004361) Fan, Vacuum, 5.7d, 036vdc, 3 Stage	1	
▲		1041772	(003903-004361) Brush Kit, Motor	1	
▲		1041766	(003903-004361) Cover, Cooling Fan	1	
	28	10912	(003903-) Seal, Rbr, Clsd, 0.375, 5.0d 2.5h	2
	29	1042580	(003903-) Tube, 0.25id 0.52od 03.4l, Stl	6
	30	1043003	(003903-) Screw, Hex, M6 X 1.00 X 110mm, Ss	6
	31	1057634	(004362-) Fan, Vacuum, 5.7d, 036vdc, 3 Stage	1

Fig. 6 - Vacuum Wand Electrical Group, Dual Fan

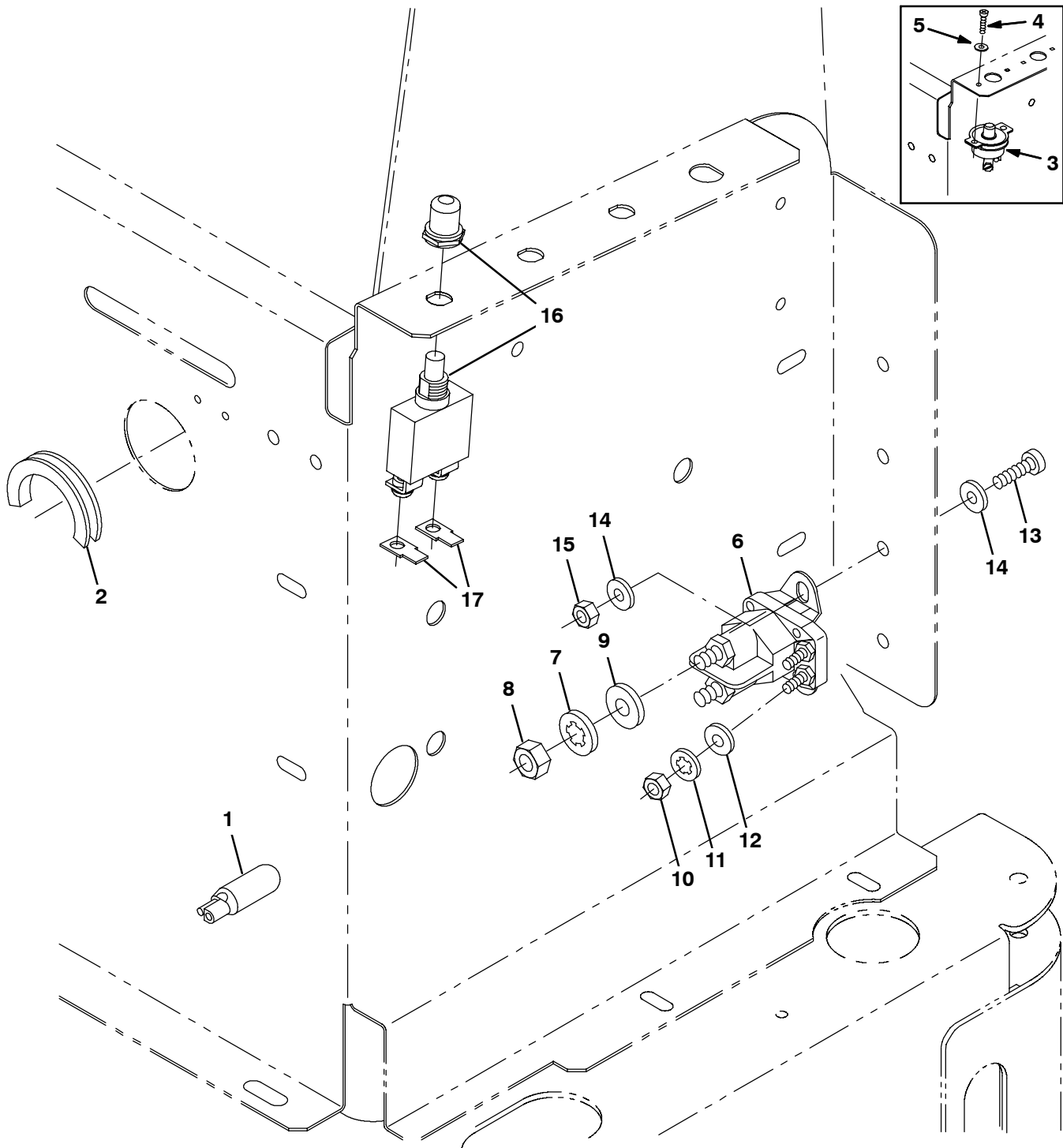


Fig. 6 - Vacuum Wand Electrical Group, Dual Fan

NOTE: Dual Vacuum Fan Kit, Tennant Part Number 83437, includes Fig. 2, Fig. 5, and Fig. 6.

Ref.	Part No.	Serial Number	Description	Qty.
1	222290	(000000-) Diode, Electric Plug	1
2	47080	(000000-) Grommet, Rubber	1
3	9003357	(000000-003717) Circuitbreaker Kit, 40a, Replmt, Ci	1
4	25006	(000000-003717) Screw, Pan, #08-32 X 0.88, G1	2
5	19065	(000000-003717) Washer, Flat, #08	2
6	386810	(000000-) Contactor, 36vdc, 100a, Sp N/O	1
7	32984	(000000-) Washer, Lock, Int, .31	2
8	20170	(000000-) Nut, Hex, Jam, .31-24	2
9	39349	(000000-) Washer, Flat, .31 Sae	2
10	01713	(000000-) Nut, Hex, Std, #10-32, G2	2
11	19324	(000000-) Washer, Flat, #10 Sae	2
12	32980	(000000-) Washer, Lock, Int, #10	2
13	06933	(000000-) Screw, Pan, M05-0.8 X 16, 4.8	1
14	19066	(000000-) Washer, Flat, #10	2
15	06549	(000000-) Nut, Hex, Lock, M05-0.8, NI	1
16	383727	(003718-003902) Circuitbreaker, 40.0a, Resetable	1
16	383728	(003903-) Circuitbreaker, 50.0a	1
17	68106	(003903-) Terminal, Tab, .25 .19h .84l	2

Fig. 7 - Side Brush Lift Group, Left Hand

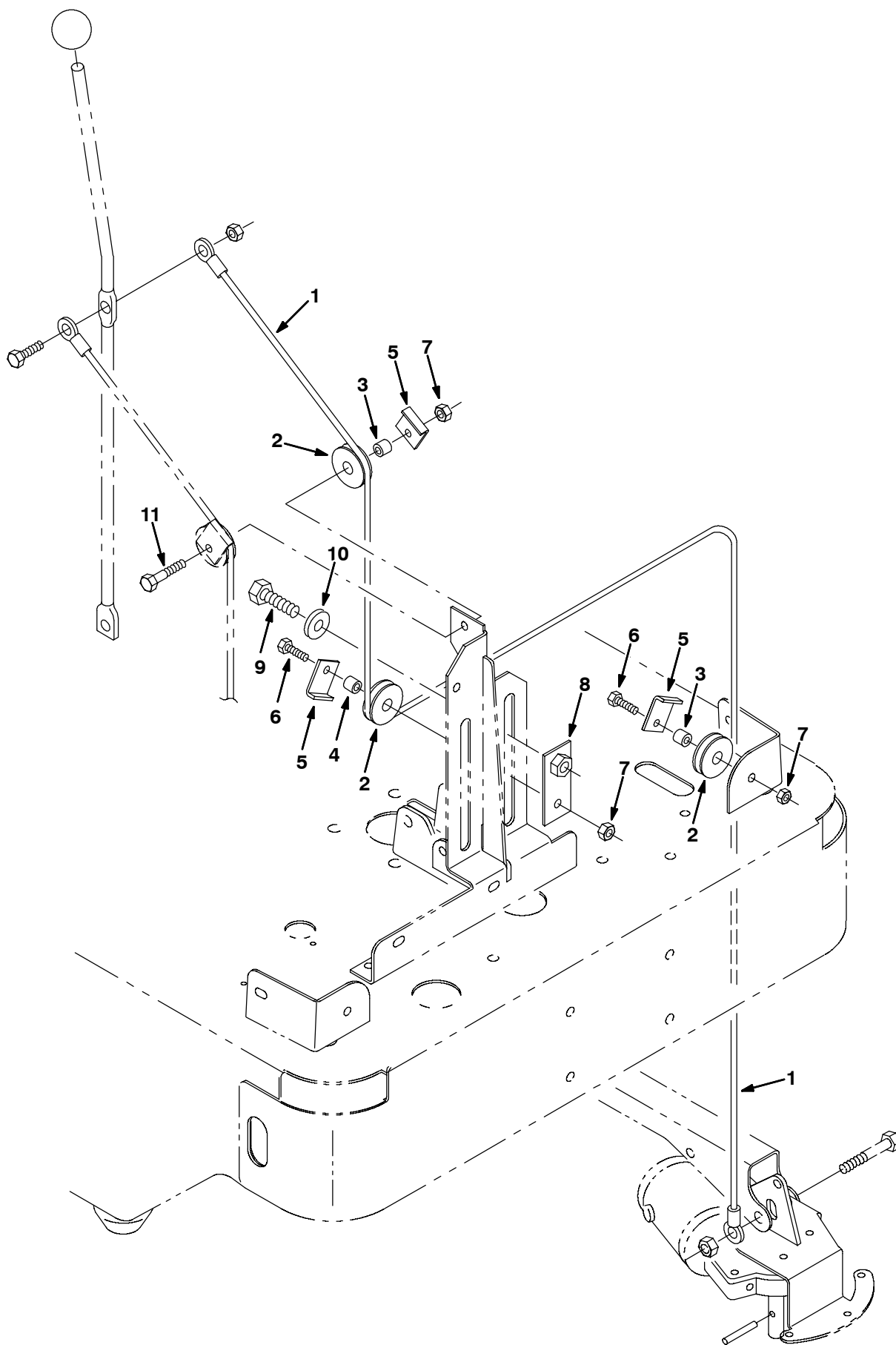


Fig. 7 - Side Brush Lift Group, Left Hand

NOTE: Side Brush Kit, Left Hand, Tennant Part Number 83229, includes Fig. 7 and Fig. 8.

Ref.	Part No.	Serial Number	Description	Qty.
1	81785	(000000-) Cable, Sidebrush Lift Lh	1
2	369781	(000000-) Pulley, Cable, 1.5d, Nyl	3
3	222460	(000000-) Sleeve	2
4	80395	(000000-) Sleeve	1
5	54400	(000000-) Angle	3
6	76570	(000000-) Screw, Hex, M08-1.25 X 30, 8.8	2
7	08709	(000000-) Nut, Hex, Lock, M08-1.25,NI	3
8	81955	(000000-) Plate, Sidebrush Lift	1
9	06967	(000000-) Scr Hex M12X1.75 20	1
10	32493	(000000-) Washer, Flat, .50 Hard	1
11	06956	(000000-) Screw, Hex, M08-1.25 X 45, 8.8	1

Fig. 8 - Side Brush Motor Group, Left Hand

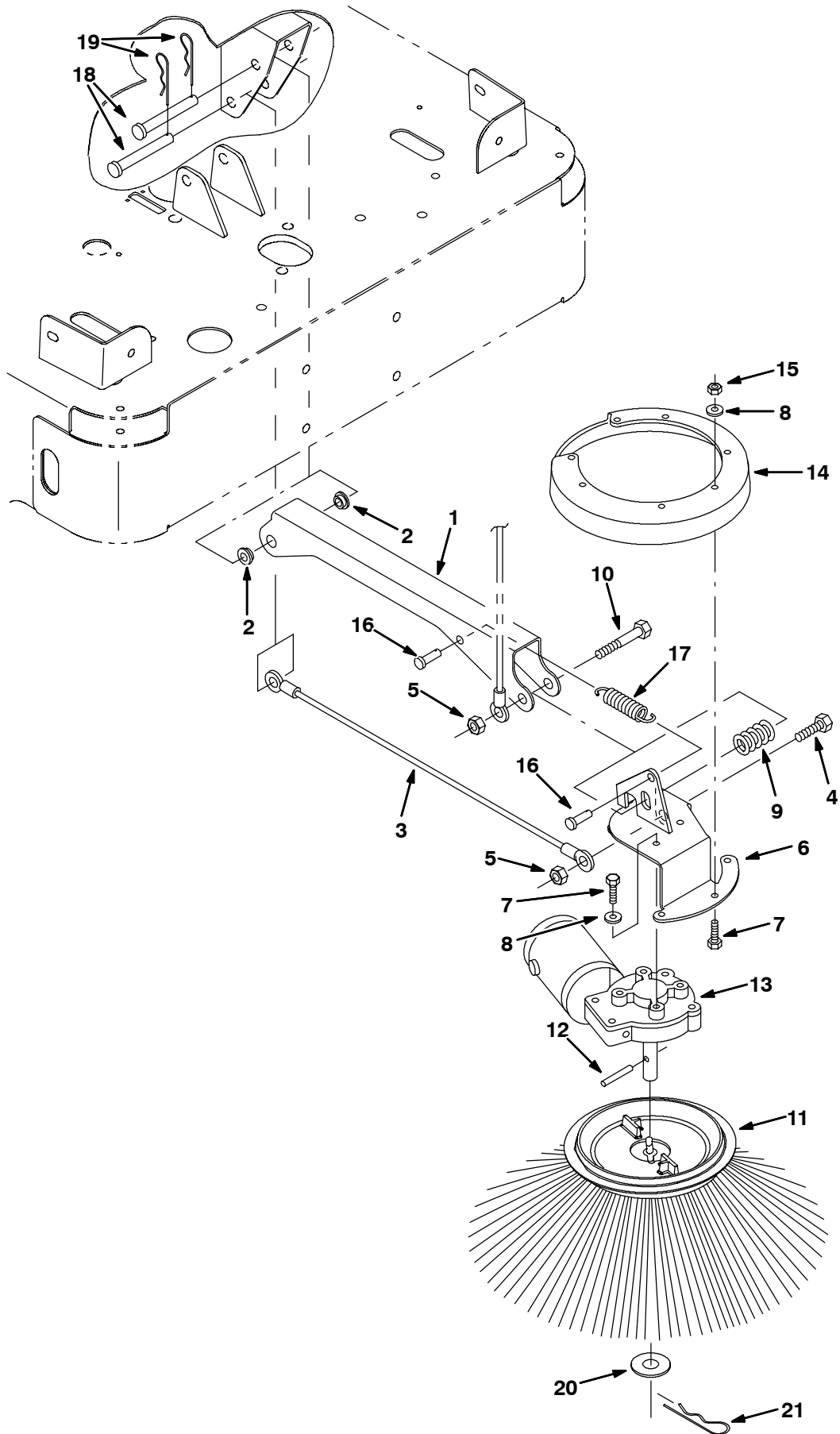


Fig. 8 - Side Brush Motor Group, Left Hand

NOTE: Side Brush Kit, Left Hand, Tennant Part Number 83229, includes Fig. 7 and Fig. 8.

Ref.	Part No.	Serial Number	Description	Qty.
1	81783	(000000-) Channel, Mtg, Sidebrush	1
2	15648	(000000-) Bearing, Flange	2
3	81784	(000000-) Cable, Sidebrush	1
4	41345	(000000-) Screw, Hex, M12-1.75 X 25, 8.8	1
5	08711	(000000-) Nut, Hex, Lock, M12-1.75,NI	2
6	81750	(000000-) Bracket Wldt, Sidebrush	1
7	15678	(000000-) Screw, Hex, M06-1.0 X 16, Ss	9
8	01684	(000000-) Washer, Flat, .25 Ss	9
9	87242	(000000-) Spring,Die .50 Id 1.00 Od 1.25	1
10	06972	(000000-) Screw, Hex, M12-1.75 X 60, 8.8	1
11	80042	(000000-) Brush, Side	1
12	11516	(000000-) Pin	1
▽	13	1008275	(000000-) Motor, Ele, 36vdc 0.08hp 0068rpm 04.5a	1
▲		81919	(000000-) Brush&Spring Assy Se	1
▲		80127	(000000-) Cap, Brush	2
▲		369795	(000000-) Brushholder	2
▲		369796	(000000-) Clip	2
	14	81822	(000000-) Guard,Sidebrush	1
	15	08712	(000000-) Nut, Hex, Lock, M06-1.0, NI,Ss	5
	16	39019	(000000-) Pin, Clevis	2
	17	15047	(000000-) Spring, Extension	1
	18	06279	(000000-) Pin, Clevis	2
	19	44906	(000000-) Pin, Hair Cotter	2
	20	04400	(000000-) Washer, Flat, M16, 17 X30X3Ss	1
	21	02942	(000000-) Pin, Hair Cotter	1

Fig. 9 - Rollout Battery Case Kit

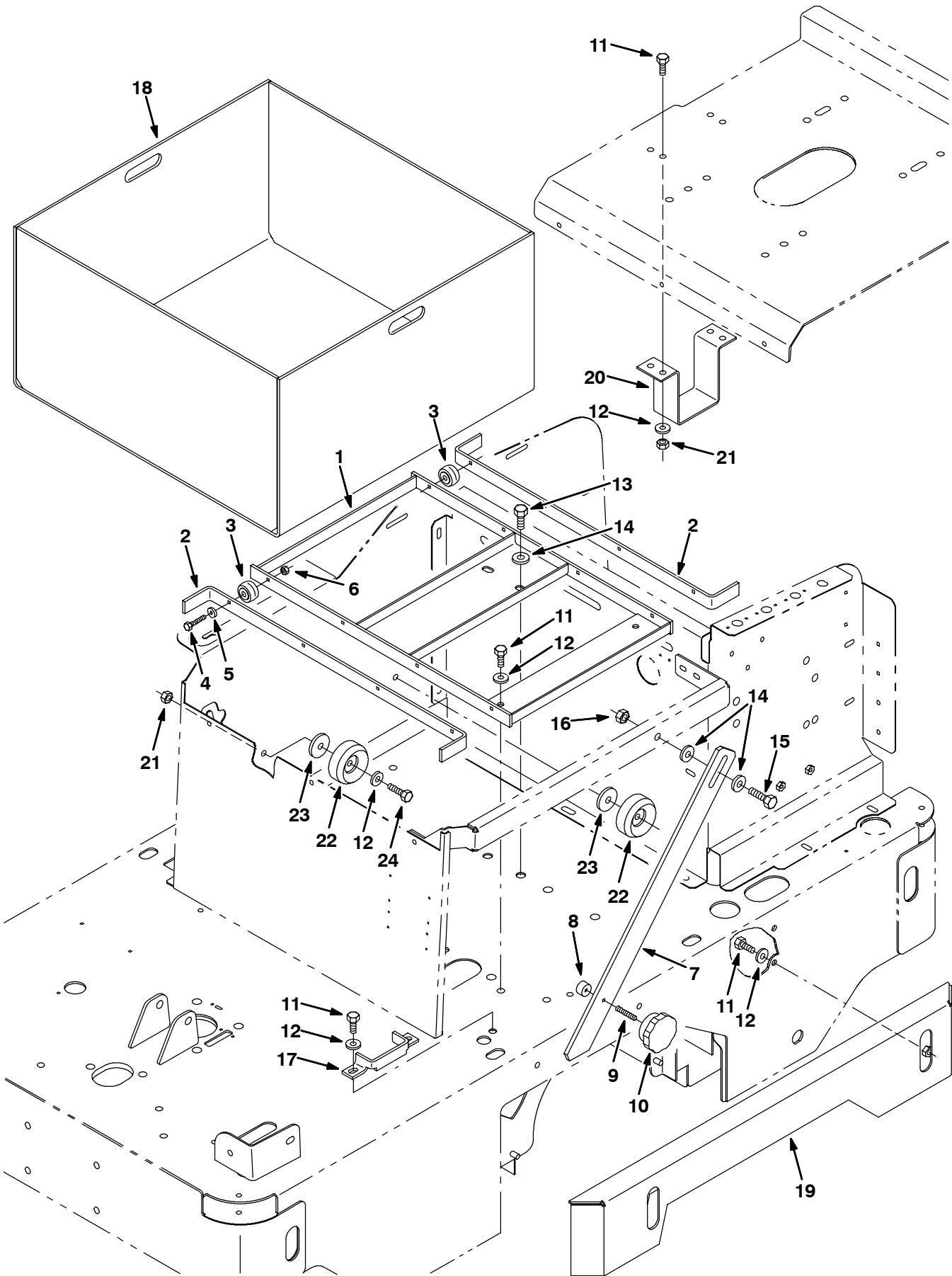


Fig. 9 - Rollout Battery Case Kit

	Ref.	Part No.	Serial Number	Description	Qty.
▽		83376	(000000-) Battery Kit, Rollout, 6100	1
▲	1	83371	(000000-) Bracket Wldt, Roller, Battery	1
▲	2	83370	(000000-) Channel, Roller, Battery Case	2
▲	3	369415	(000000-) Bearing, Cam Follower	8
▲	4	25047	(000000-) Screw, Hex, .25-20 X 1.25, G5	8
▲	5	32490	(000000-) Washer, Flat, .25 Hard	8
▲	6	32981	(000000-) Nut, Hex, Lock, .25-20, NI	8
▲	7	83362	(000000-) Brace, Battery Case	1
▲	8	83377	(000000-) Bumper, Rubber	1
▲	9	83381	(000000-) Rod, Threaded, M6 X 1.50 Lg	1
▲	10	83361	(000000-) Knob, 2.38D .88H M6 Insert	1
▲	11	16931	(000000-) Screw, Hex, M08-1.25 X 20, 8.8	14
▲	12	32491	(000000-) Washer, Flat, .31 Hard	14
▲	13	06961	(000000-) Screw, Hex, M10-1.5 X 20, 8.8	2
▲	14	32492	(000000-) Washer, Flat, .38 Hard	4
▲	15	39284	(000000-) Screw, Hex, M10-1.5 X 35, 8.8	1
▲	16	41430	(000000-) Nut, Hex, Lock, M10-1.5, NI	1
▲	17	83363	(000000-) Bracket, Support, Brace	1
▲	18	83365	(000000-) Case Wldt, Battery, Roll-Out	1
▲	19	83375	(000000-) Channel Wldt, Bumper	1
▲	20	83382	(000000-) Bracket, Stop, Battery Case	1
▲	21	08709	(000000-) Nut, Hex, Lock, M08-1.25,NI	6
▲	22	369481	(000000-) Bumper, Rubr. 2.50DiaX 1.00	2
▲	23	36996	(000000-) Washer	2
▲	24	76570	(000000-) Screw, Hex, M08-1.25 X 30, 8.8	2

Fig. 10 - Rollout Battery Pack Kit

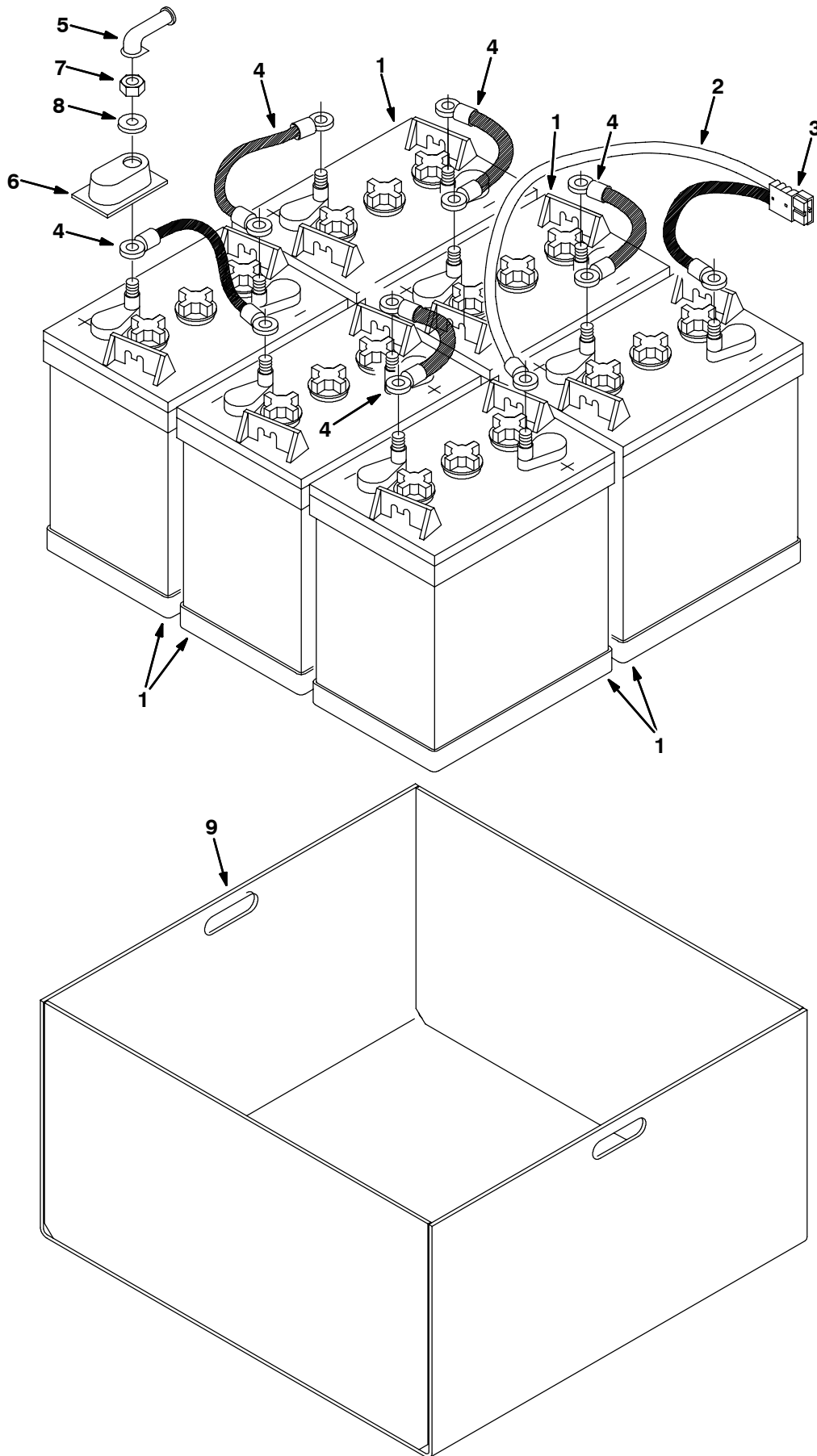


Fig. 10 - Rollout Battery Pack Kit

	Ref.	Part No.	Serial Number	Description	Qty.
▽		83358	(000000-) Battery Pack Kit, Rollout, 6100	1
▲	1	10155	(000000-) Battery, 6V, Wet	6
▲▽	2	222217	(000000-) Harness, Cable, Battery	1
▲▲	3	130155	(000000-) Connector, Battery, 6ga 50a, Gray[2cont]	1
▲	4	63740	(000000-) Cable, Battery	5
▲	5	02076	(000000-) Boot	12
▲	6	45962	(000000-) Boot, Terminal	12
▲	7	87435	(000000-) Nut, Hex, Flexlock, .31-18	12
▲	8	01685	(000000-) Washer, Flat, .31 Ss	12
▲	9	83365	(000000-) Case Wldt, Battery, Roll-Out	1

Fig. 11 - Rollout Battery Cart Kit

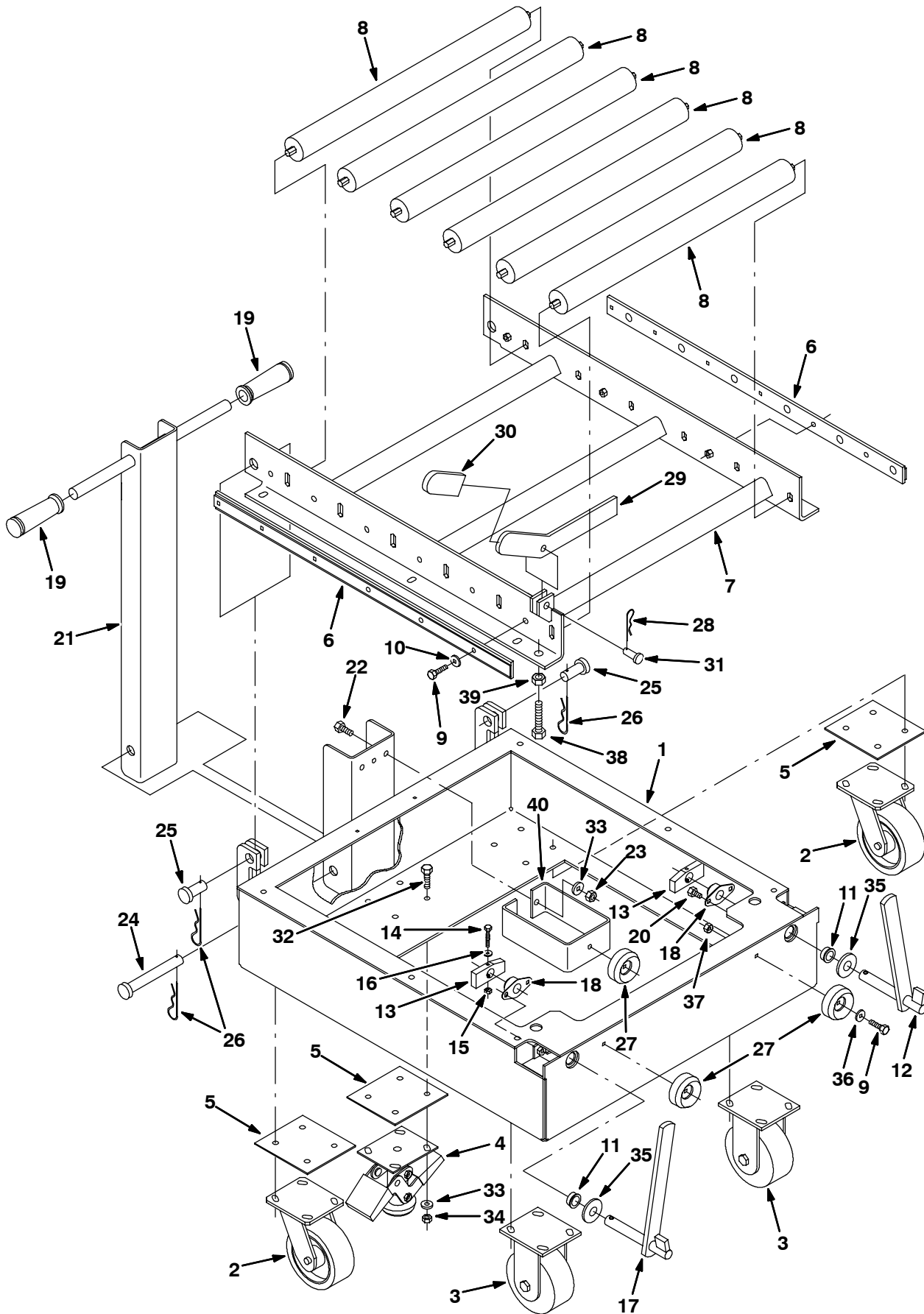


Fig. 11 - Rollout Battery Cart Kit

	Ref.	Part No.	Serial Number	Description	Qty.
▽		369362	(000000-) Dolly, Battery Kit	1
▲	1	369435	(000000-) Frame, Batt Cart, 7200	1
▲	2	222467	(000000-) Caster	2
▲	3	369373	(000000-) Caster, Battery, Cart	2
▲	4	369374	(000000-) Floor Lock	1
▲	5	369372	(000000-) Plate, Spacer, Caster	3
▲	6	369466	(000000-) Cap Wldt, Roller Shaft	2
▲	7	369462	(000000-) Frame Wldt, Mtg, Roller	1
▲	8	369371	(000000-) Roller Assy, 24 In, Batt Cart	6
▲	9	09010	(000000-) Screw, Hex, M08-1.25 X 25, Ss	12
▲	10	01685	(000000-) Washer, Flat, .31 Ss	12
▲	11	369487	(000000-) Grommet,Nylon, .75ld,1.00Dmtg	2
▲	12	369473	(000000-) Lock Wldt, Lh, Batt Cart	1
▲	13	369478	(000000-) Block, Stop, Batt Cart Lock	2
▲	14	06947	(000000-) Screw, Hex, M06-1.0 X 40, 8.8	2
▲	15	08708	(000000-) Nut, Hex, Lock, M06-1.0, NI	2
▲	16	01684	(000000-) Washer, Flat, .25 Ss	2
▲	17	369474	(000000-) Lock Wldt, Rh, Batt Cart	1
▲	18	223065	(000000-) Bearing, Flange	2
▲	19	222648	(000000-) Grip, Handle, Round	2
▲	20	15675	(000000-) Screw, Hex, M08-1.25 X 16, Ss	4
▲	21	369470	(000000-) Handel Wldt, Batt Cart	1
▲	22	39283	(000000-) Screw, Hex, M10-1.5 X 25, 8.8	2
▲	23	66185	(000000-) Nut-Hx Std M10X1.25	2
▲	24	54660	(000000-) Pin, Clevis	1
▲	25	02141	(000000-) Pin, Clevis	2
▲	26	55094	(000000-) Pin, Hair Cotter	3
▲	27	369481	(000000-) Bumper, Rubr. 2.50DiaX 1.00	3
▲	28	21120	(000000-) Pin, Haircotter	1
▲	29	369496	(000000-) Bar, Batt.Stop	1
▲	30	385612	(000000-) Grip, Handle	1
▲	31	58078	(000000-) Pin, Clevis	1
▲	32	03192	(000000-) Screw, Hex, M10-1.5 X 30, 8.8	20
▲	33	32492	(000000-) Washer, Flat, .38 Hard	22
▲	34	41430	(000000-) Nut, Hex, Lock, M10-1.5, NI	20
▲	35	39350	(000000-) Washer, Flat, .75 Sae	2
▲	36	32491	(000000-) Washer, Flat, .31 Hard	3
▲	37	08709	(000000-) Nut, Hex, Lock, M08-1.25,NI	3
▲	38	06416	(000000-) Screw, Hex, M12-1.75 X 50, FI	2
▲	39	39313	(000000-) Nut, Hex, Std, M12-1.75	2
▲	40	83380	(000000-) Bracket, Stop, Battery Case	1

Fig. 12 - Flashing Light Kit

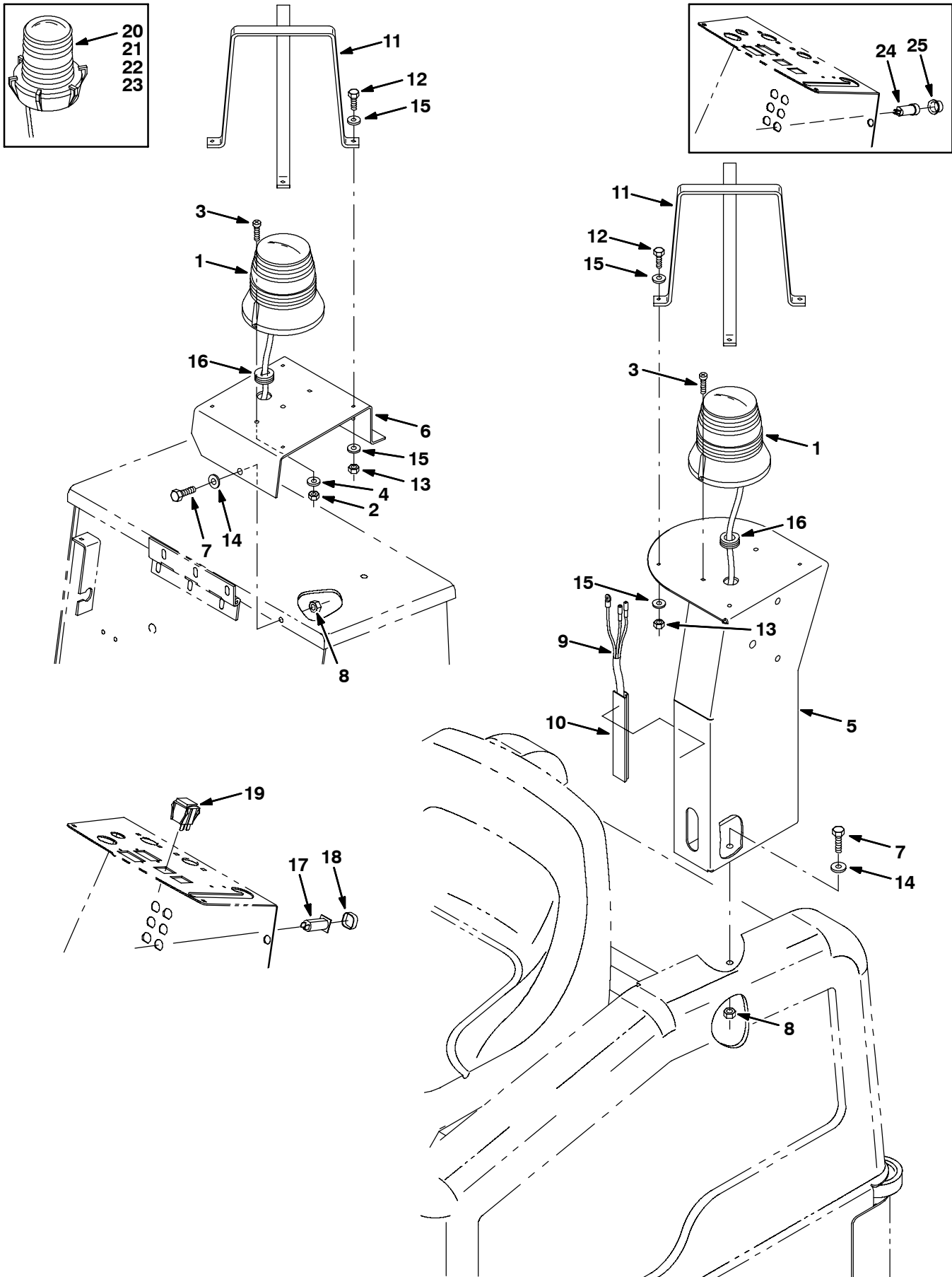


Fig. 12 - Flashing Light Kit

	Ref.	Part No.	Serial Number	Description	Qty.
▽		83209	(000000-) Light Kit, Flsh Lrc 36V	1
▲▽	1	83159	(000000-) Light, Flsh, Amber, 36V,Rework	1
▲▲	2	06549	(003105-) Nut, Hex, Lock, M5 X 0.8, NI	2
▲▲	3	06934	(003105-) Screw, Pan, M5 X 0.8 X 20, 4.8	2
▲▲	4	19066	(003105-) Washer, Flat, #10	2
▲▲		9000879	(003105-) Lens, Lamp, Amb, Strobe/Flasher	1
▲▲		9000845	(003105-) Lamp, Bulb, Strobe	1
▲▲		55272	(003105-) Terminal, Bullet, Mal, .157d, 12ga	2
▲▲		1027798	(003105-) Lens, Red, Option, F/ Revl / Flsh Light	1
▲▲		1027800	(003105-) Lens, Blue, Option, F/ Revl / Flsh Light	1
▲	5	83530	(000000-) Pedestal	1
▲	6	83531	(000000-) Bracket, FI Light & B/U Alarm	1
▲	7	16735	(000000-) Screw, Hex, M08-1.25 X 16, 8.8	2
▲	8	07791	(000000-) Nut, Hex, Flange, M08-1.25	2
▲	9	81946	(000000-) Harness, Wire, Warning/Backup	1
▲	10	72114	(000000-) Duct, Vinyl	1
▲	11	45272	(000000-) Guard Wldt, Light, Revl/Flsh	1
▲	12	09252	(000000-) Screw, Hex, M05-0.8 X 20	4
▲	13	06549	(000000-) Nut, Hex, Lock, M05-0.8,NI	4
▲	14	39349	(000000-) Washer, Flat, .31 Sae	2
▲	15	19066	(000000-) Washer, Flat, 10	8
▲	16	10632-2	(000000-) Grommet, Rubber	1
▲	17	1045858	(003985-) Circuitbreaker, 15a, Resetable	1
▲	18	1046173	(003985-) Boot, Circuitbreaker	1
▲	19	360520	(000000-) Switch, Rocker, Spdt, 3Pos	1
	20	45283	(000000-003104) Bulb	1
	21	58520	(000000-003104) Lens,Flashing Lite Fr207 Amber	1
	22	58518	(000000-003104) Lens,Flashing Lite Fr207 Red	1
	23	58519	(000000-003104) Lens,Flashing Lite Fr207 Blue	1
	24	57803	(000000-003984) Circuitbreaker, 15A	1
	25	57751	(000000-003984) Boot	1

Fig. 13 - Backup Alarm Kit

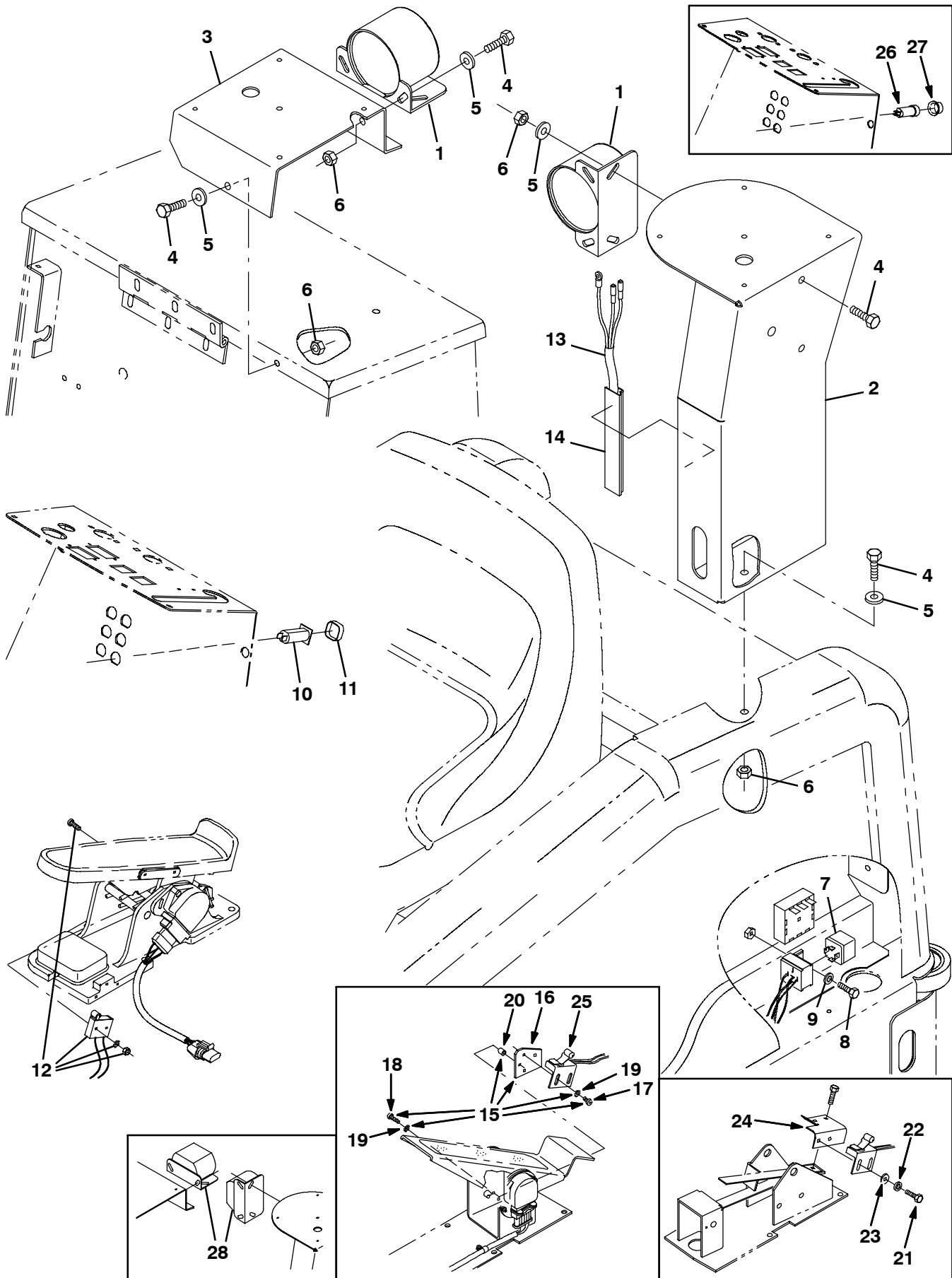


Fig. 13 - Backup Alarm Kit

	Ref.	Part No.	Serial Number	Description	Qty.
▽		83253	(000000-) Alarm Kit, Backup, 36V, 6100	1
▲	1	9007131	(004480-) Alarm Assy, Backup, 12/48vdc	1
▲	2	83530	(000000-) Pedestal	1
▲	3	83531	(000000-) Bracket, FI Light & B/U Alarm	1
▲	4	16735	(000000-) Screw, Hex, M08-1.25 X 16, 8.8	4
▲	5	39349	(000000-) Washer, Flat, .31 Sae	4
▲	6	07791	(000000-) Nut, Hex, Flange, M08-1.25	4
▲	7	398526	(000000-) Relay, 36Vdc, 9A, Spdt	1
▲	8	12312	(000000-) Screw, Hex, M05-0.8 X 12, 8.8	1
▲	9	32980	(000000-) Washer, Lock, Int, #10	1
▲	10	1045858	(003985-) Circuitbreaker, 15a, Resetable	1
▲	11	1046173	(003985-) Boot, Circuitbreaker	1
▲	12	1042525	(003867-) Switch Kit, Alarm, Backup [6100]	1
▲	13	81946	(000000-) Harness, Wire, Warning/Backup	1
▲	14	72114	(000000-) Duct, Vinyl	1
▽	15	81509	(002938-003866) Bracket Kit, Alarm, Backup	1
▲	16	1020304	(002938-003866) Bracket, Adapter, Switch	1
▲	17	06931	(002938-003866) Screw, Pan, M5 X 0.8 X 6, 4.8	2
▲	18	06934	(002938-003866) Screw, Pan, M5 X 0.8 X 20, 4.8	2
▲	19	07514	(002938-003866) Washer, Lock, Int, #10, Ss	4
▲	20	1021184	(002938-003866) Spacer, Plstc, 0.19b 0.38d 0.38l, Nyl	2
	21	12312	(000000-002937) Screw, Hex, M05-0.8 X 12, 8.8	2
	22	32980	(000000-002937) Washer, Lock, Int, #10	2
	23	19066	(000000-002937) Washer, Flat, #10	2
	24	83265	(000000-002937) Bracket, Mtg, Switch	1
	25	59965	(000000-003866) Switch, Roller	1
	26	57803	(000000-003984) Circuitbreaker, 15A	1
	27	57751	(000000-003984) Boot	1
	28	83254	(000000-004479) Alarm Assy, Backup, 12-48vdc 82-102dba	1

Fig. 14 - Backup Alarm and Flashing Light Kit

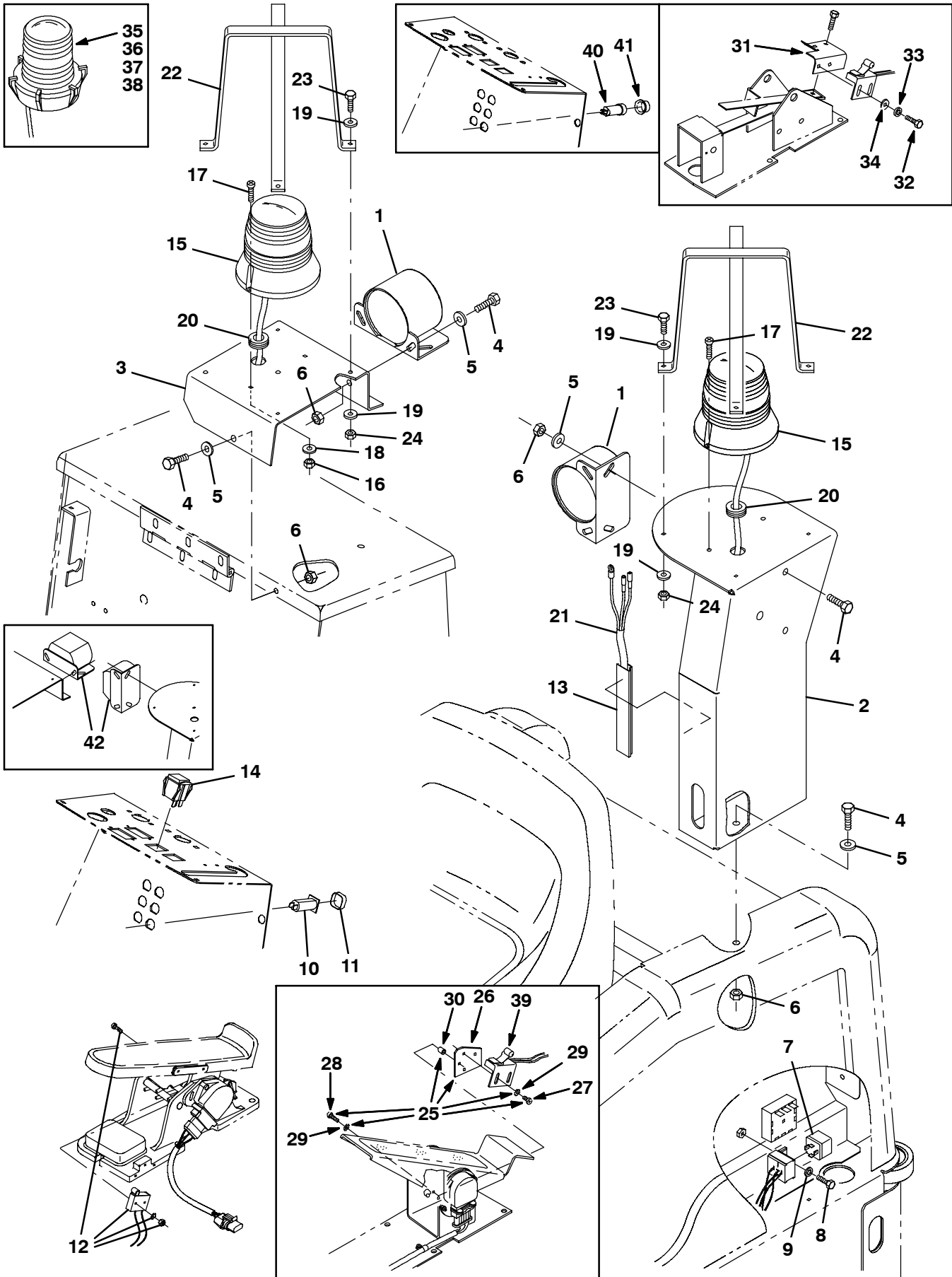


Fig. 14 - Backup Alarm and Flashing Light Kit

Ref.	Part No.	Serial Number	Description	Qty.
▽	83389	(000000-) Alarm Kit, Backup / A/V, Ci [6100]	1
▲	1 9007131	(004480-) Alarm Assy, Backup, 12/48vdc	1
▲	2 83530	(000000-) Pedestal	1
▲	3 83531	(000000-) Bracket, Fl Light & B/U Alarm	1
▲	4 16735	(000000-) Screw, Hex, M08-1.25 X 16, 8.8	4
▲	5 39349	(000000-) Washer, Flat, .31 Sae	4
▲	6 07791	(000000-) Nut, Hex, Flange, M08-1.25	4
▲	7 398526	(000000-) Relay, 36Vdc, 9A, Spdt	1
▲	8 12312	(000000-) Screw, Hex, M05-0.8 X 12, 8.8	1
▲	9 32980	(000000-) Washer, Lock, Int, #10	1
▲	10 1045858	(003985-) Circuitbreaker, 15a, Resetable	1
▲	11 1046173	(003985-) Boot, Circuitbreaker	1
▲	12 1042525	(003867-) Switch Kit, Alarm, Backup [6100]	1
▲	13 72114	(000000-) Duct, Vinyl	1
▲	14 360520	(000000-) Switch, Rocker, Spdt, 3Pos	1
▲▽	15 83159	(000000-) Light, Flsh, Amber, 36V,Rework	1
▲▲	16 06549	(003105-) Nut, Hex, Lock, M5 X 0.8, NI	2
▲▲	17 06934	(003105-) Screw, Pan, M5 X 0.8 X 20, 4.8	2
▲▲	18 19066	(003105-) Washer, Flat, #10	2
▲▲	9000879	(003105-) Lens, Lamp, Amb, Strobe/Flasher	1
▲▲	9000845	(003105-) Lamp, Bulb, Strobe	1
▲▲	55272	(003105-) Terminal, Bullet, Mal, .157d, 12ga	2
▲▲	1027798	(003105-) Lens, Red, Option, F/ Revl / Flsh Light	1
▲▲	1027800	(003105-) Lens, Blue, Option, F/ Revl / Flsh Light	1
▲	19 19066	(000000-) Washer, Flat, 10	8
▲	20 10632-2	(000000-) Grommet, Rubber	1
▲	21 81946	(000000-) Harness, Wire, Warning/Backup	1
▲	22 45272	(000000-) Guard Wldt, Light, Revl/Flsh	1
▲	23 09252	(000000-) Screw, Hex, M05-0.8 X 20	4
▲	24 06549	(000000-) Nut, Hex, Lock, M05-0.8,NI	4
▽	25 81509	(002938-003866) Bracket Kit, Alarm, Backup	1
▲	26 1020304	(002938-003866) Bracket, Adapter, Switch	1
▲	27 06931	(002938-003866) Screw, Pan, M5 X 0.8 X 6, 4.8	2
▲	28 06934	(002938-003866) Screw, Pan, M5 X 0.8 X 20, 4.8	2
▲	29 07514	(002938-003866) Washer, Lock, Int, #10, Ss	4
▲	30 1021184	(002938-003866) Spacer, Plstc, 0.19b 0.38d 0.38l, Nyl	2
	31 83265	(000000-002937) Bracket, Mtg, Switch	1
	32 12312	(000000-002937) Screw, Hex, M05-0.8 X 12, 8.8	2
	33 32980	(000000-002937) Washer, Lock, Int, #10	2
	34 19066	(000000-002937) Washer, Flat, #10	2
	35 45283	(000000-003104) Bulb	1
	36 58520	(000000-003104) Lens,Flashing Lite Fr207 Amber	1
	37 58518	(000000-003104) Lens,Flashing Lite Fr207 Red	1
	38 58519	(000000-003104) Lens,Flashing Lite Fr207 Blue	1
	39 59965	(000000-003866) Switch, Roller	1
	40 57803	(000000-003984) Circuitbreaker, 15A	1
	41 57751	(000000-003984) Boot	1
	42 83254	(000000-004479) Alarm Assy, Backup, 12-48vdc 82-102dba	1

Fig. 15 - Battery Kit, Dry, 220AH, International Only

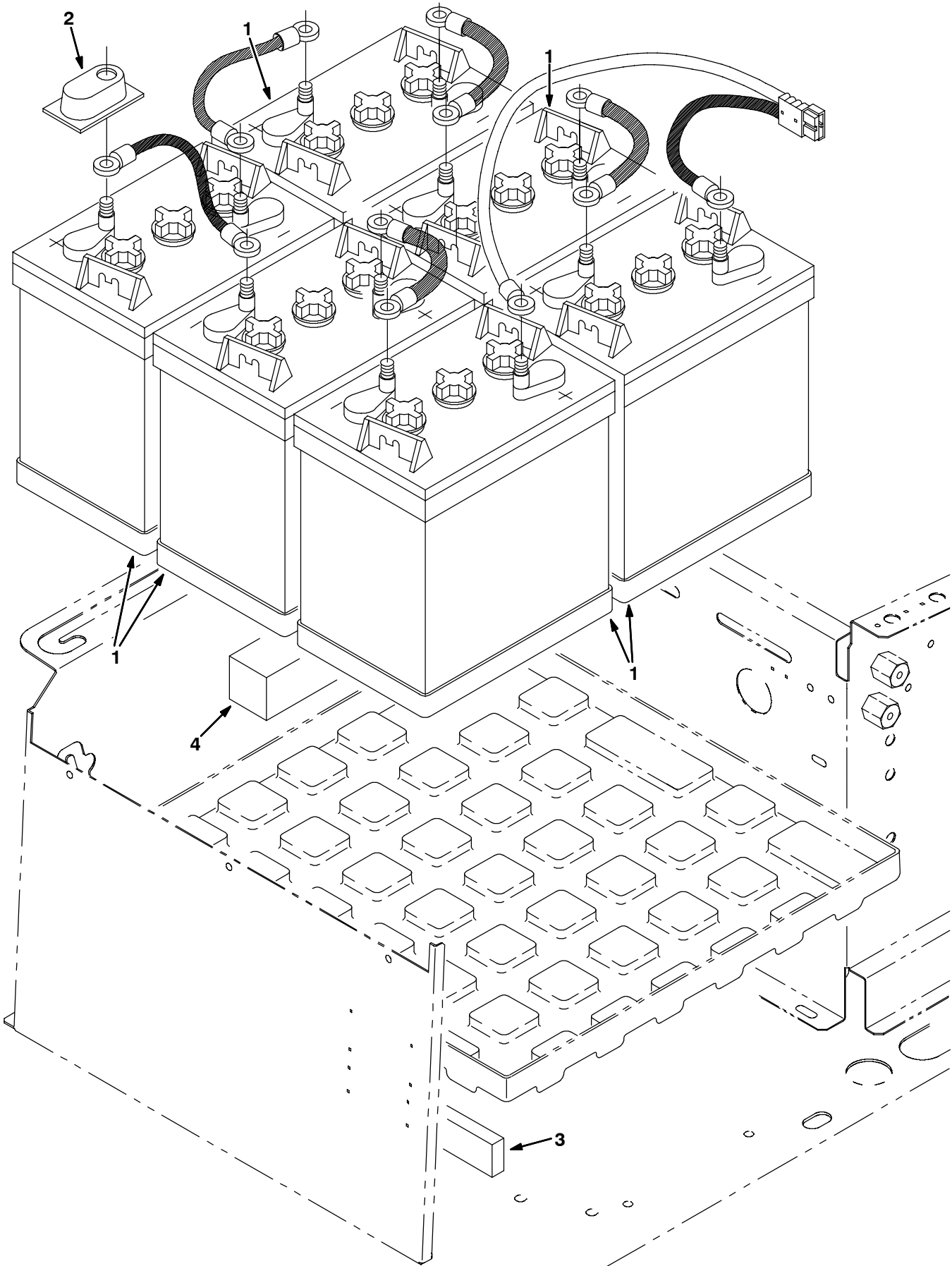
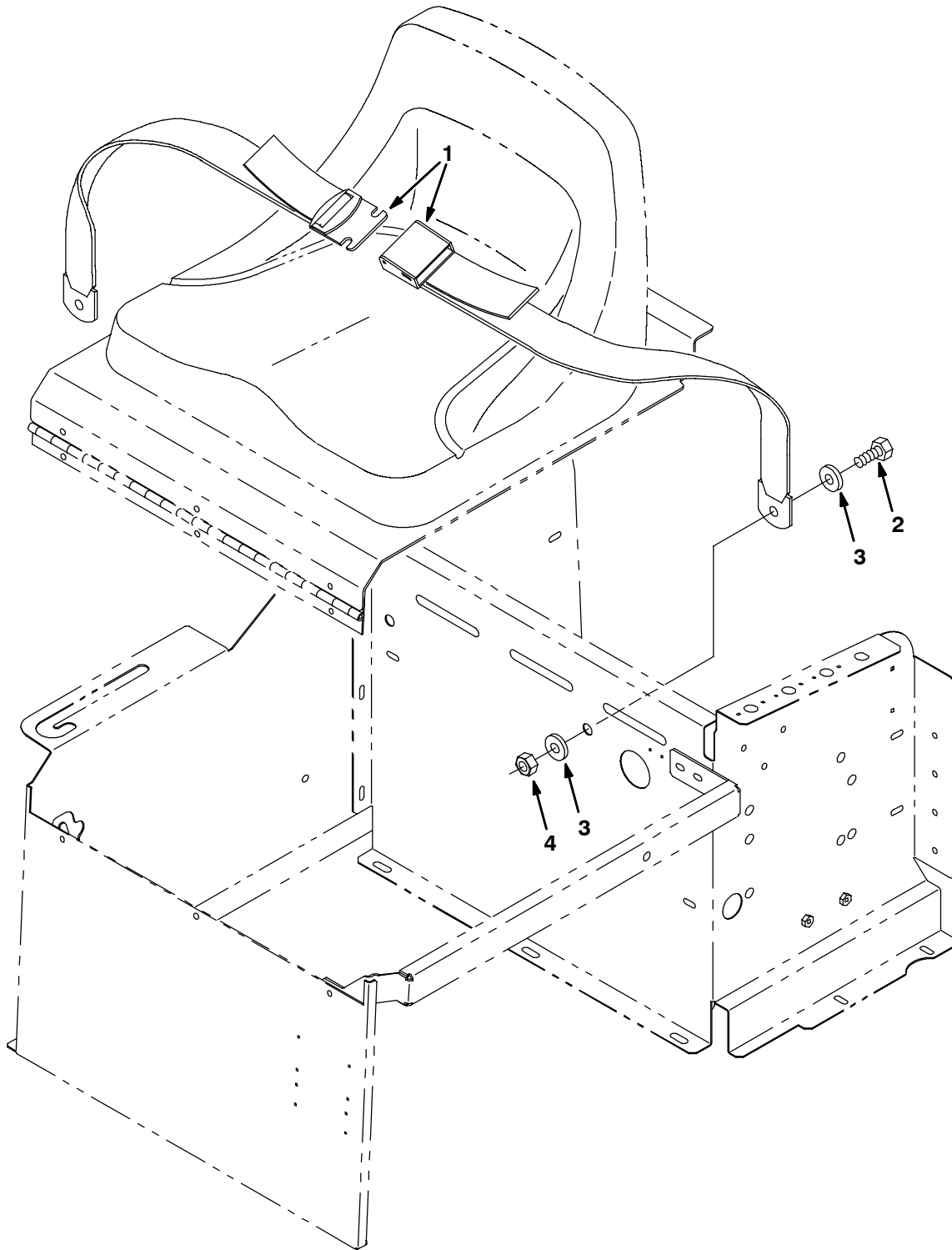


Fig. 15 - Battery Kit, Dry, 220AH, International Only

	Ref.	Part No.	Serial Number	Description	Qty.
▽		83256	(000000-) Battery Kit, 36V 220Ah Dry	1
▲	1	10156	(000000-) Battery, 6V, Moist/Dry	6
▲	2	45962	(000000-) Boot, Terminal	12
▲	3	222473	(000000-) Spacer	1
▲	4	83415	(000000-) Spacer, Battery 2.0 X 2.0 X 11	1

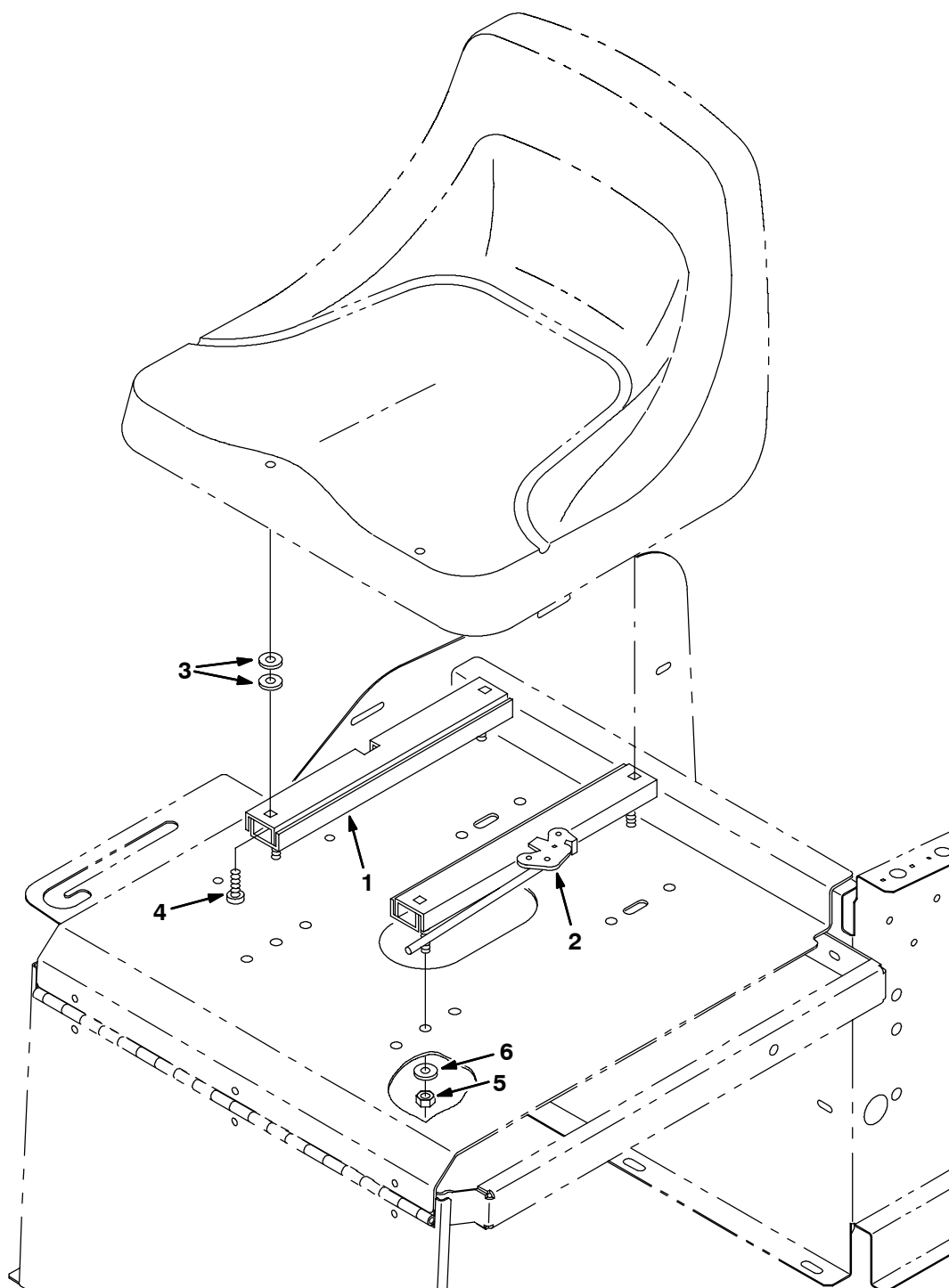
Fig. 16 - Seat Belt Kit



352188 - ALL

Ref.	Part No.	Serial Number	Description	Qty.
▽	83267	(000000-) Seatbelt Kit 6100	1
▲	1 30533	(000000-) Belt, Seat	1
▲	2 41345	(000000-) Screw, Hex, M12-1.75 X 25, 8.8	2
▲	3 32486	(000000-) Washer, Flat, .50 Sae	4
▲	4 08711	(000000-) Nut, Hex, Lock, M12-1.75,NI	2

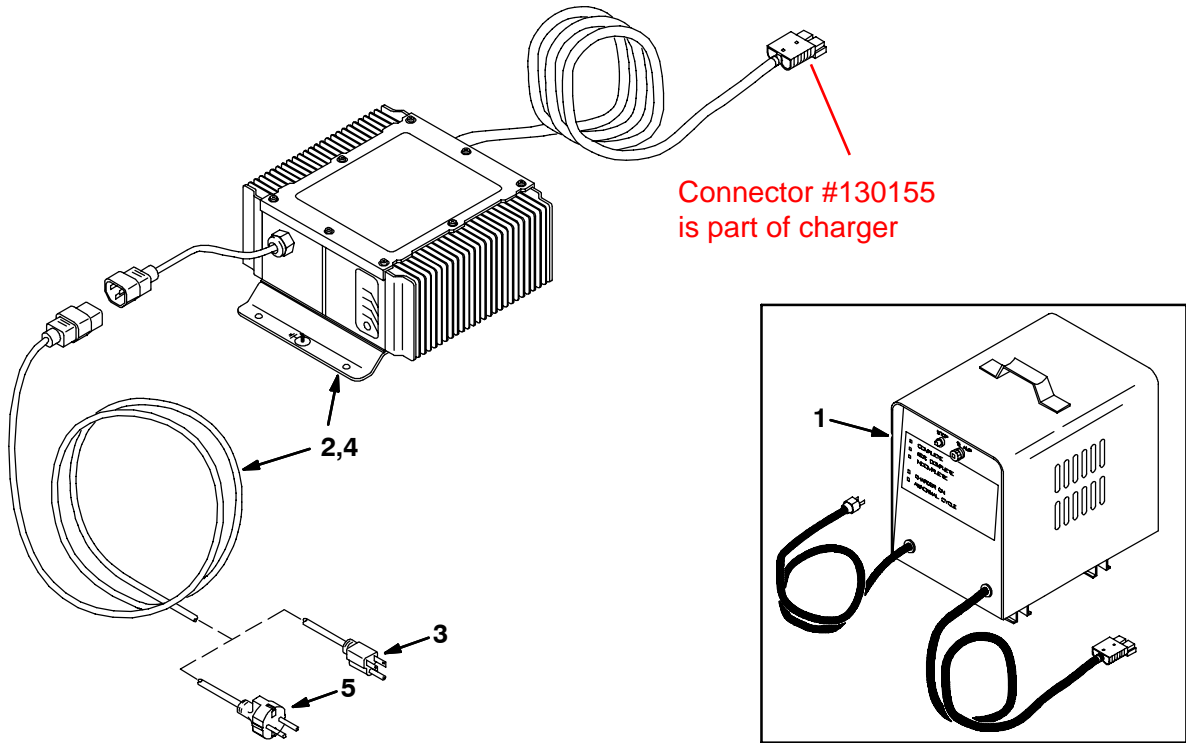
Fig. 17 - Seat Slide Kit



352190 - NA, NOB

Ref.	Part No.	Serial Number	Description	Qty.
▽	83194	(000000-) Seat Kit, Slides	1
▲	1 360369	(000000-) Rail	1
▲	2 360370	(000000-) Rail	1
▲	3 69461	(000000-) Washer	8
▲	4 25537	(000000-) Screw, Pan, .31-18 X 0.75, G1	4
▲	5 32983	(000000-) Nut, Hex, Lock, .31-18, NI	4
▲	6 32491	(000000-) Washer, Flat, .31 Hard	4

Fig. 18 - Battery Charger Group



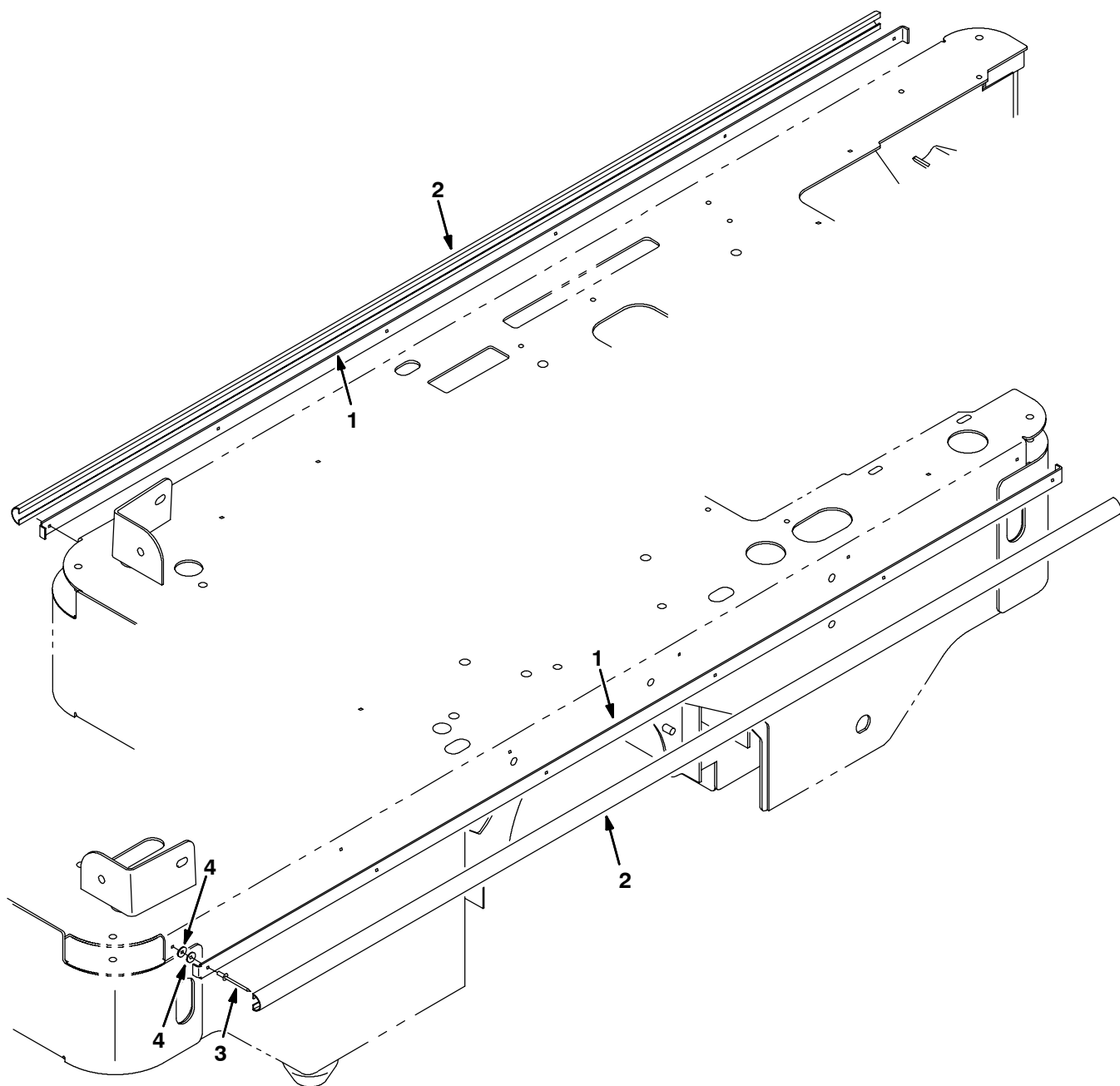
354318, 08080 - E, NA

Ref.	Part No.	Serial Number	Description	Qty.	
1	374014	(000000- xxxxxx)	Charger, 36V/20A/60Hz/1Ph/115V (See Breakdowns)	1	
1	374015	(000000- xxxxxx)	Charger, 36V/30A/60Hz/1Ph/115V (See Breakdowns)	1	
▽	9001055	(xxxxxx-)	Charger Kit, 36vdc 021a, 1ph, Domestic, Ci	1	
▲	2	1019180	(xxxxxx-)	Charger, 36vdc 21a 85-265vac 1ph 45/65hz	1
▲	3	1017079	(xxxxxx-)	Cord, Ele, Chrgr [Onboard]	1

International Only

Ref.	Part No.	Serial Number	Description	Qty.	
1	65540	(000000- xxxxxx)	Charger, 36V, 20A, 50Hz/1Ph/230V (See Breakdowns)	1	
1	65740	(000000- xxxxxx)	Charger, 36V, 20A, 50Hz/1Ph/245V (See Breakdowns)	1	
1	222595	(000000- xxxxxx)	Charger, 36V, 30A, 50Hz/1Ph/230V (See Breakdowns)	1	
1	222691	(000000- xxxxxx)	Charger, 36V, 30A, 50Hz/1Ph/245V (See Breakdowns)	1	
▽	9001054	(xxxxxx-)	Charger Kit, 36vdc, Ci[Export/Euro/Asia]	1	
▲	4	1019180	(xxxxxx-)	Charger, 36vdc 21a 85-265vac 1ph 45/65h	1
▲	5	1019242	(xxxxxx-)	Cord, Ele, Chrgr [European]	1

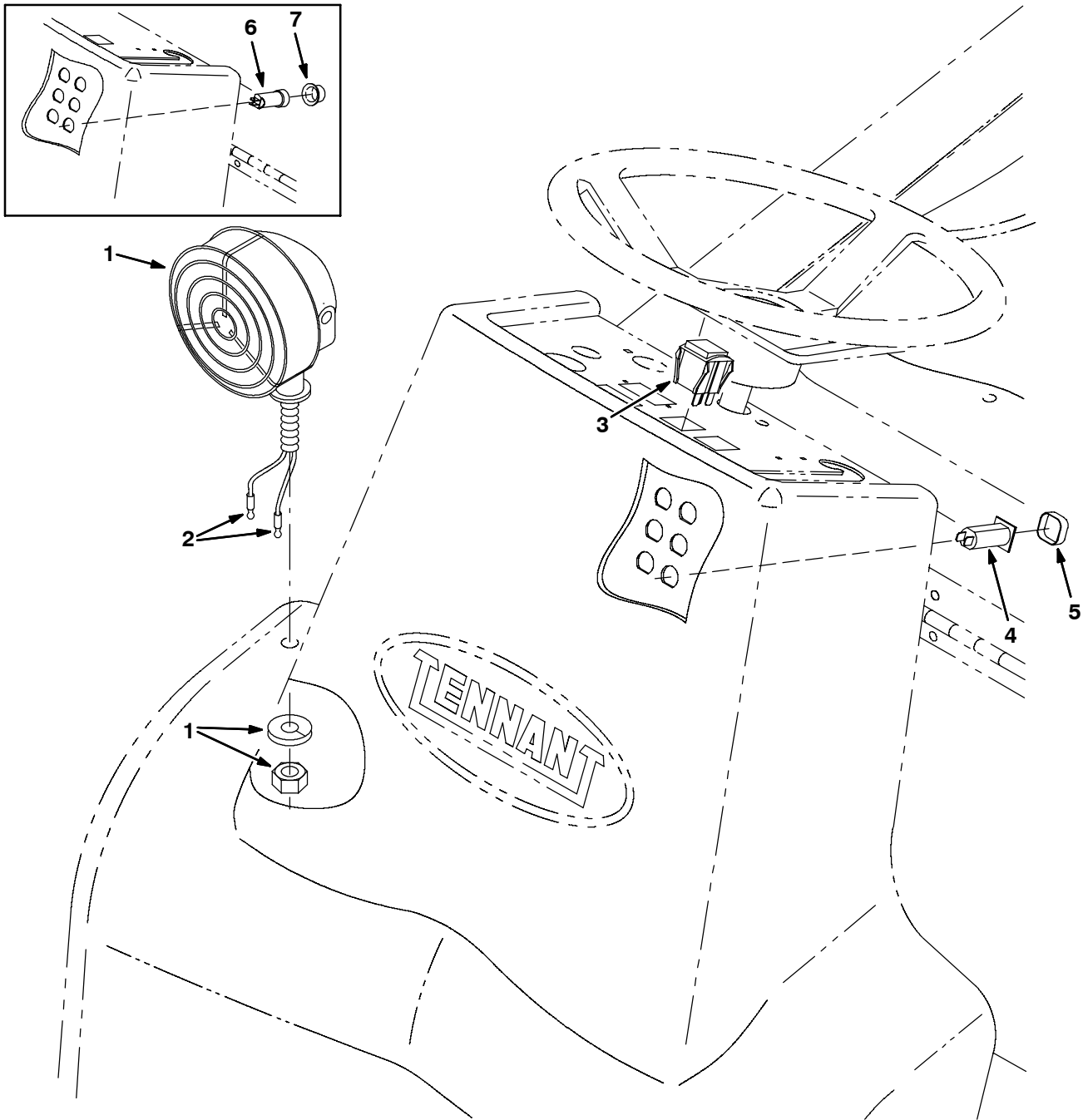
Fig. 19 - Side Molding Kit



352196 - ALL

Ref.	Part No.	Serial Number	Description	Qty.
▽	83435	(000000-) Molding Kit, Side	1
▲	1 83116	(000000-) Strip, Retainer, Bumper	2
▲	2 81997	(000000-) Strip, Bumper	2
▲	3 56799	(000000-) Rivet, Pop	12
▲	4 02892	(000000-) Washer	24

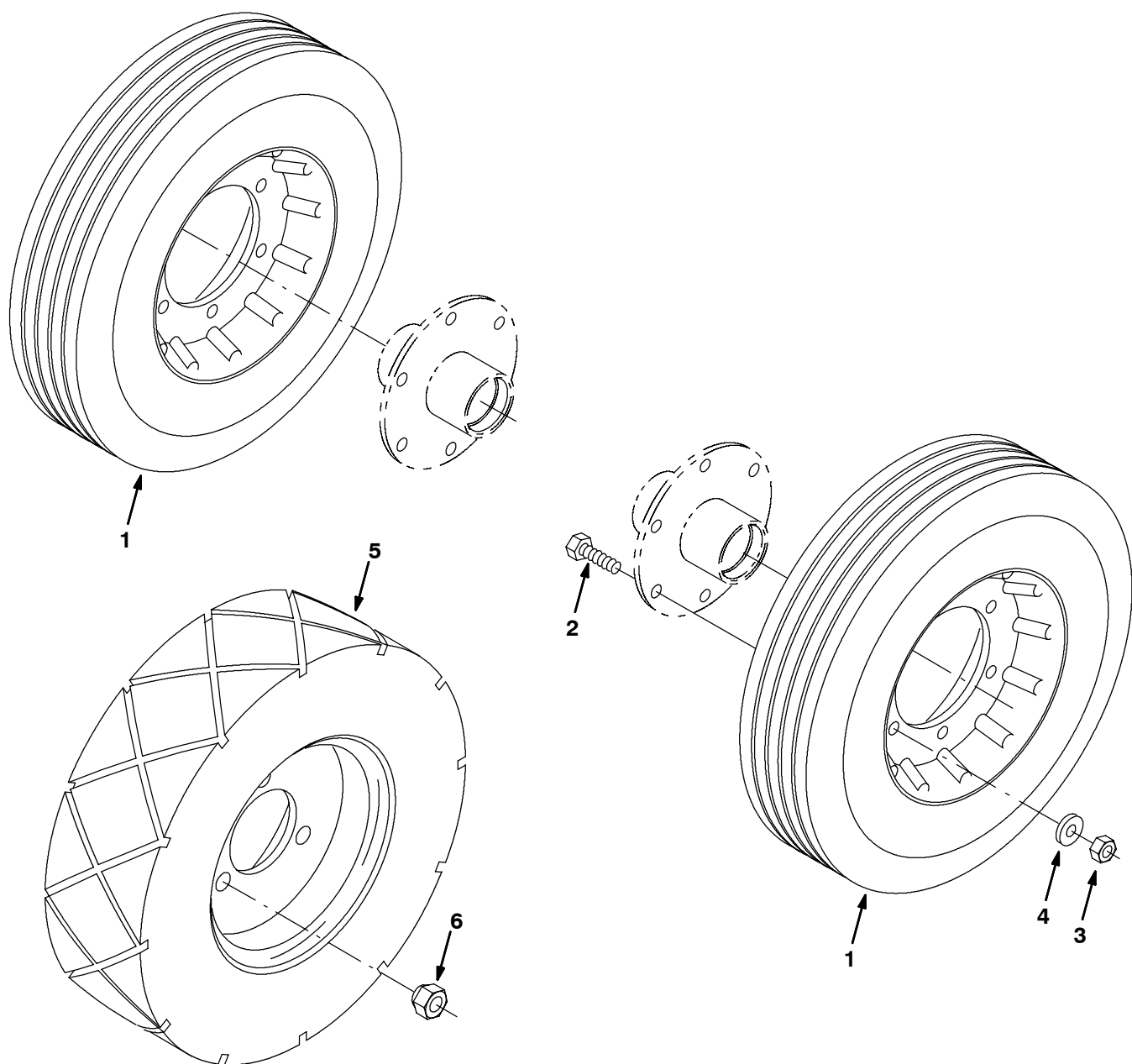
Fig. 20 - Worklight Kit



352205 - E

Ref.	Part No.	Serial Number	Description	Qty.
▽	83203	(000000-)	Worklight Kit, 36V, 6100	1
▲	1 45365-1	(000000-)	Light Assy Head/Clr 36V-. A	1
▲	2 55272	(000000-)	Plug	2
▲	3 360520	(000000-)	Switch, Rocker	1
▲	4 1045858	(003985-)	Circuitbreaker, 15a, Resetable	1
▲	5 1046173	(003985-)	Boot, Circuitbreaker	1
	6 57803	(000000-003984)	Circuitbreaker, 15.0a, Resetable	1
	7 57751	(000000-003984)	Boot, Circuitbreaker	1

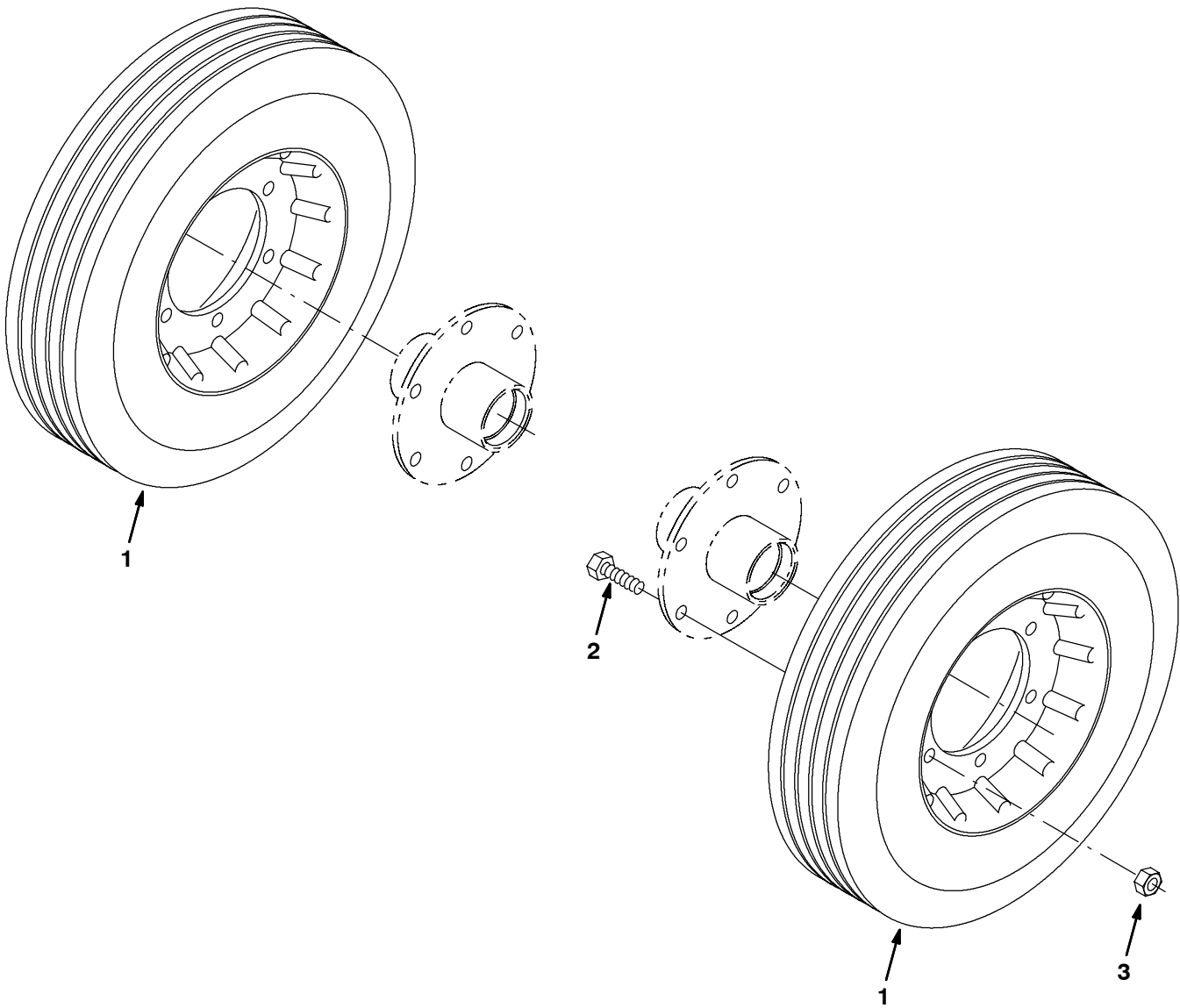
Fig. 21 - Non-Marking Tire Kit (000000-002362)



352212 - ALL

Ref.	Part No.	Serial Number	Description	Qty.
▽	83433	(000000-002362)	Kit, Tire, Non Marking	1
▲	1 1055894	(000000-002362)	Tire Assy, Solid, 12.0 X 3.0 4.3bc 6bolt	2
▲	2 39277	(000000-002362)	Screw, Hex, M08-1.25 X 25, 8.8	6
▲	3 08709	(000000-002362)	Nut, Hex, Lock, M08-1.25,NI	6
▲	4 39349	(000000-002362)	Washer, Flat, .31 Sae	6
▲	5 385766	(000000-002362)	Tire, Solid, Non Mark 12X3	1
▲	6 11109	(000000-002362)	Nut, Wheel, .44-20 X 60 Angle	3

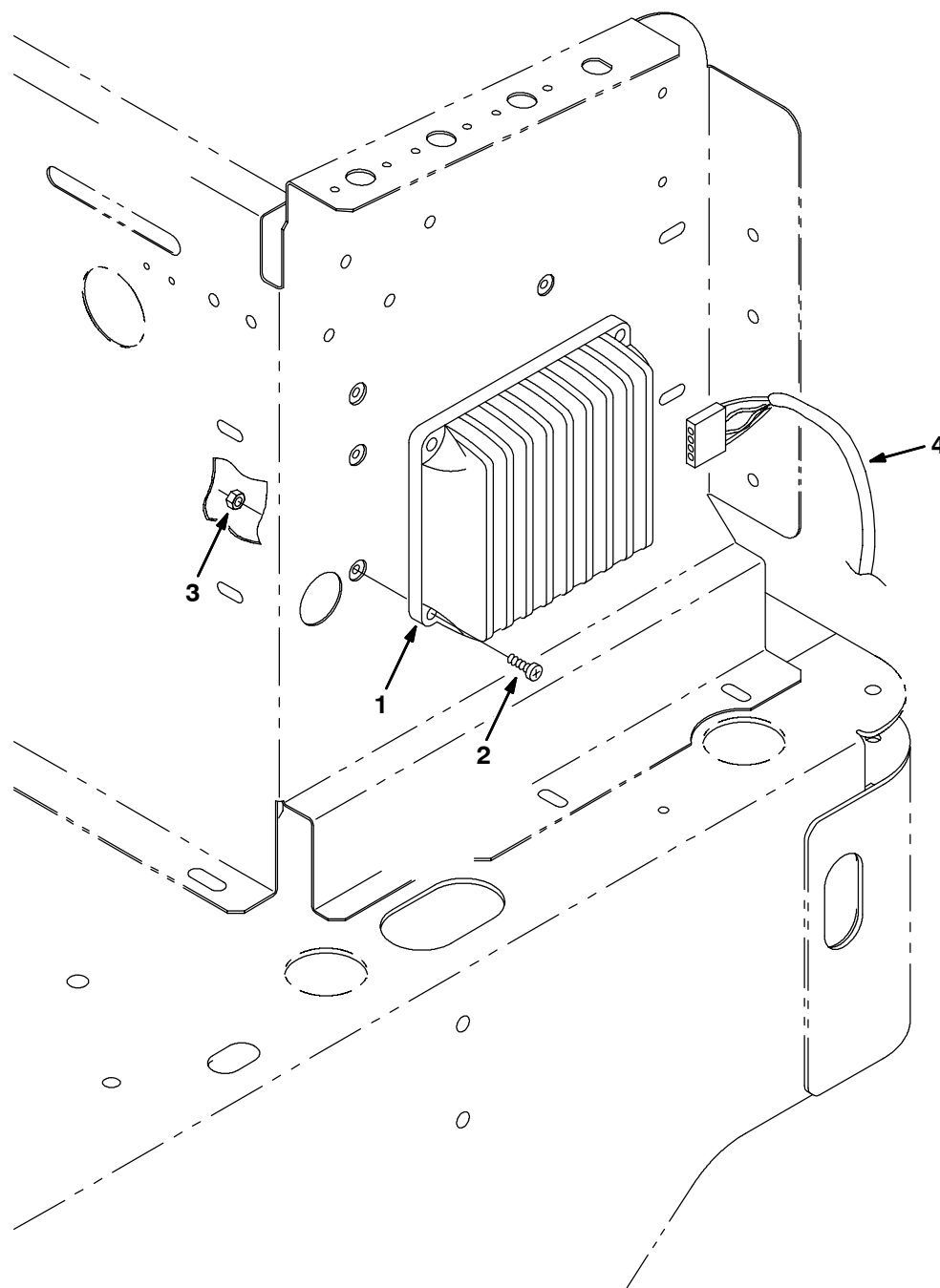
Fig. 22 - Non-Marking Tire Kit (002363-)



352212 - ALL

Ref.	Part No.	Serial Number	Description	Qty.
▽	374179	(002363-) Kit, Ci, Tire, Non Marking	1
▲	1 1055894	(0002363-) Tire Assy, Solid, 12.0 X 3.0 4.3bc 6bolt	2
▲	2 39277	(002363-) Screw, Hex, M08-1.25 X 25, 8.8	6
▲	3 08709	(002363-) Nut, Hex, Lock, M08-1.25,NI	6

Fig. 23 - Heavy Duty Controller Kit



352203 - E

Ref.	Part No.	Serial Number	Description	Qty.
▽	83188	(000000- xxxxxx)	Controller Kit, Heavy Duty	1
▲	1 384462	(000000- xxxxxx)	Controller, Propel, 36Vdc, 90 Amp	1
▲	2 06927	(000000- xxxxxx)	Screw, Pan, M04-0.7 X 16, 4.8	4
▲	3 02850	(000000- xxxxxx)	Nut, Hex, Lock, M04-0.7, NI	4
▲	4 81932	(000000- xxxxxx)	Harness, Wire, Controller	1

Fig. 24 - Electrical Schematic, Heavy Duty Controller

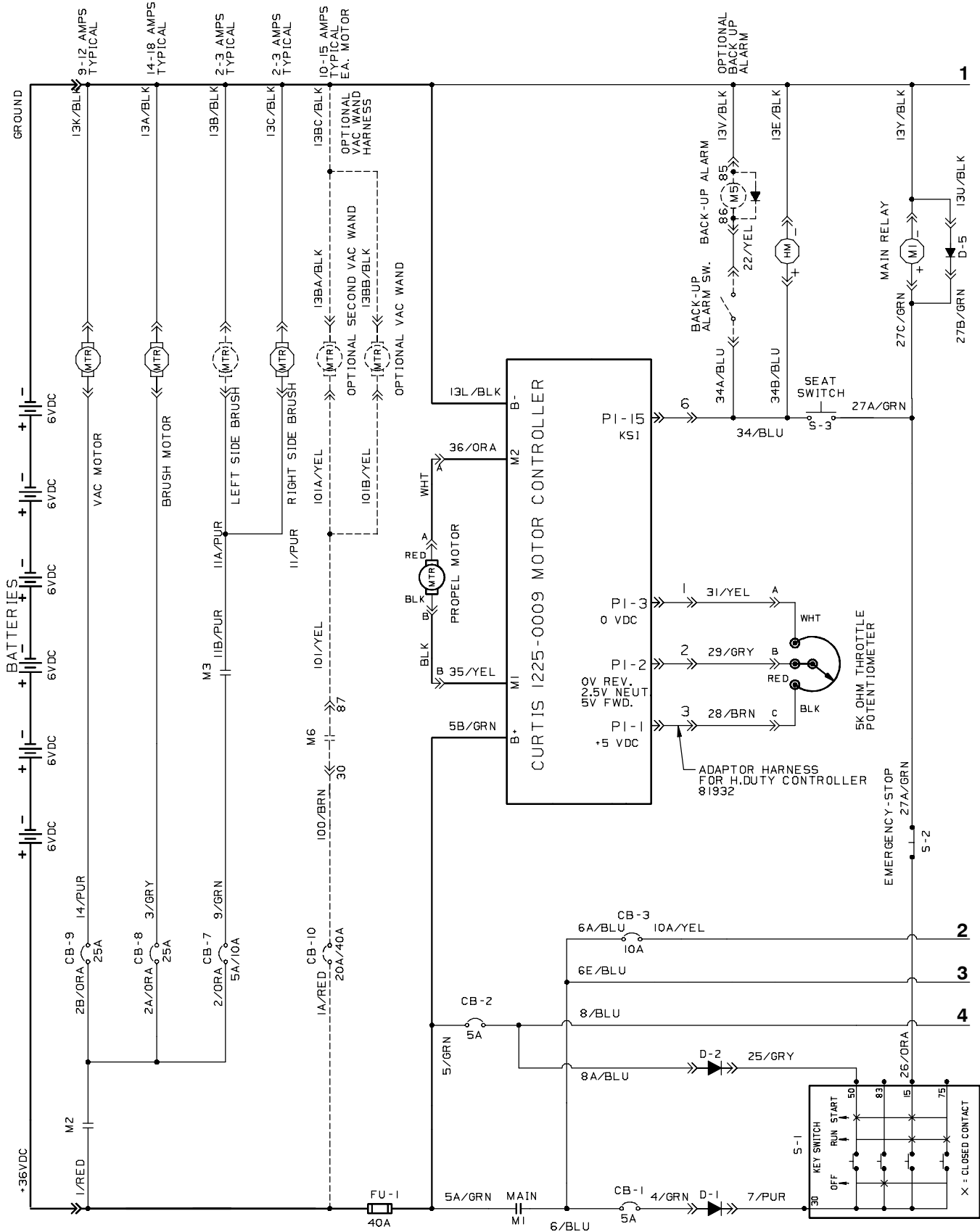


Fig. 24 - Electrical Schematic, Heavy Duty Controller

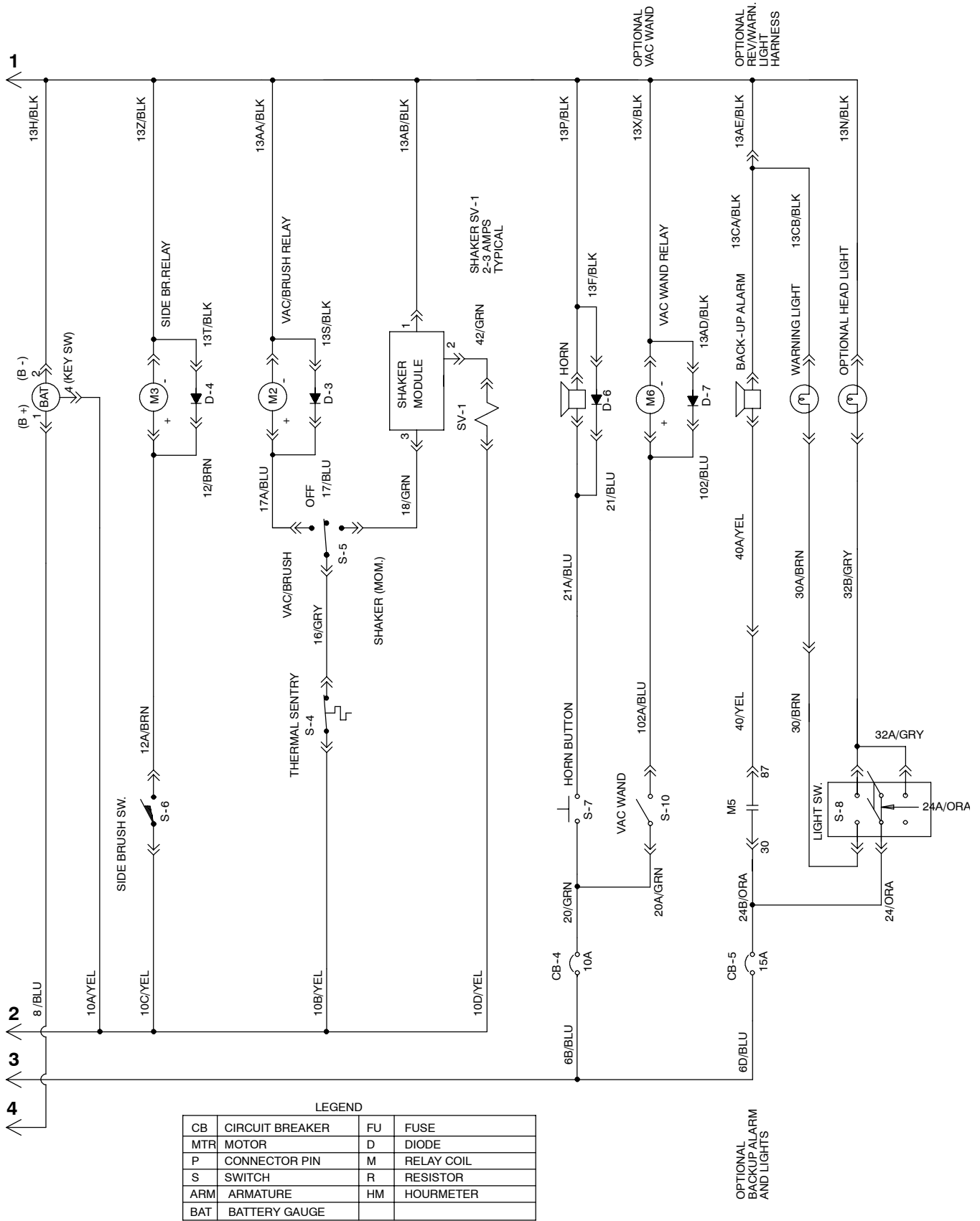
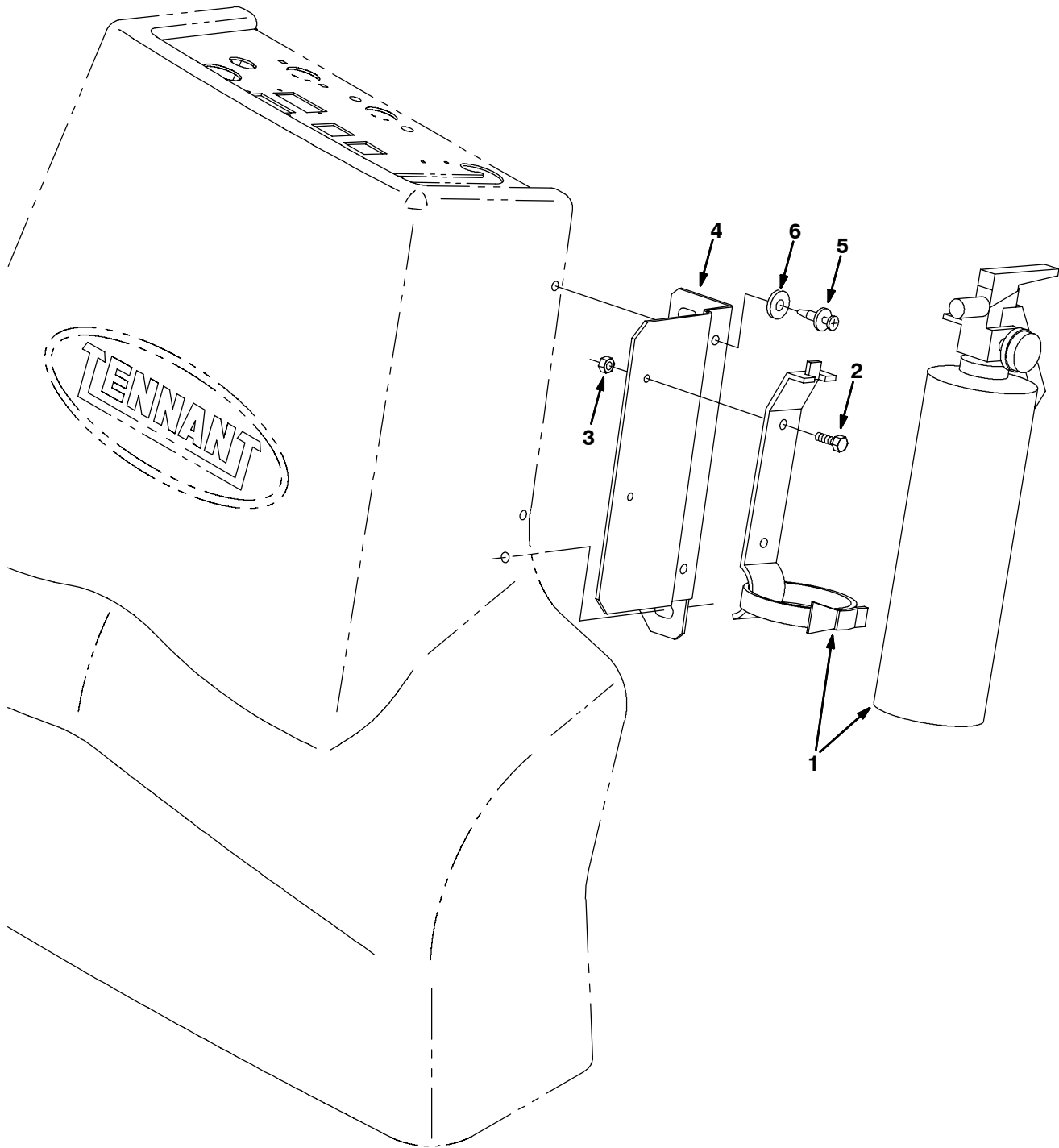


Fig. 25 - Fire Extinguisher Kit



352214 - E, NA, NOB

Ref.	Part No.	Serial Number	Description	Qty.
▽	83221	(000000-) Extinguisher Kit, 6100	1
▲	1 25312	(000000-) Extinguisher, Fire	1
▲	2 12312	(000000-) Screw, Hex, M05-0.8 X 12, 8.8	2
▲	3 06549	(000000-) Nut, Hex, Lock, M05-0.8, NI	2
▲	4 83395	(000000-) Bracket, Mtg, Fire Extinguisher	1
▲	5 72970	(000000-) Rivet, Plstc	2
▲	6 32491	(000000-) Washer, Flat, .31 Hard	2

Fig. 26 - Documentation Group

07501 - E, NA

Ref.	Part No.	Serial Number	Description	Qty.
	330250	(000000-) Manual Pkg, 6100E	1
	330254	(000000-) Manual Pkg, 6100E Jp	1
	613787	(000000-) Instr, Mach, Wall Chart [6100]	1
	330255	(000000-) Manual, Service, 6100E	1
	1041835	(000000-) Video, Oprtr, Dvd [6100e]	1
	330252	(000000-) Manual, Oprtr, 6100E Es Na	1
	330253	(000000-) Manual, Oprtr, 6100E Fr Na	1
	83122	(000000-) Instr, Mach, Use And Care [6100]	1

SECTION 4

Contents	Page
Fig. 1 - Electric Motor Breakdown, 17363	4-2
Fig. 2 - Electric Motor Breakdown, 398520	4-4
Fig. 3 - Electric Motor Breakdown, 222409	4-6
Fig. 4 - Electric Motor Breakdown, 374201	4-7
Fig. 5 - Electric Motor Breakdown, 81940	4-8
Fig. 6 - Electric Motor Breakdown, 374266	4-9
Fig. 7 - Electric Motor Breakdown, 81941	4-10
Fig. 8 - Electric Motor Breakdown, 374268	4-11
Fig. 9 - Battery Charger Breakdown, 60 Hz, 115V, 374014	4-12
Fig. 10 - Battery Charger Breakdown, 60 Hz, 115V, 374015	4-13
Fig. 11 - Battery Charger Breakdown, 50 Hz, 230V, 65540	4-14
Fig. 12 - Battery Charger Breakdown, 50 Hz, 245V, 65740	4-15
Fig. 13 - Battery Charger Breakdown, 50 Hz, 230V, 222595	4-16
Fig. 14 - Battery Charger Breakdown, 50 Hz, 245V, 222691	4-17
Fig. 15 - Front Wheel Gearbox Breakdown, 390851	4-18
Fig. 16 - Front Wheel Gearbox Breakdown, 374346	4-19
Fig. 17 - Electric Motor Breakdown, 1053284	4-20
Fig. 18 - Electric Motor Breakdown, 1055614	4-21

Fig. 1 - Electric Motor Breakdown, 17363

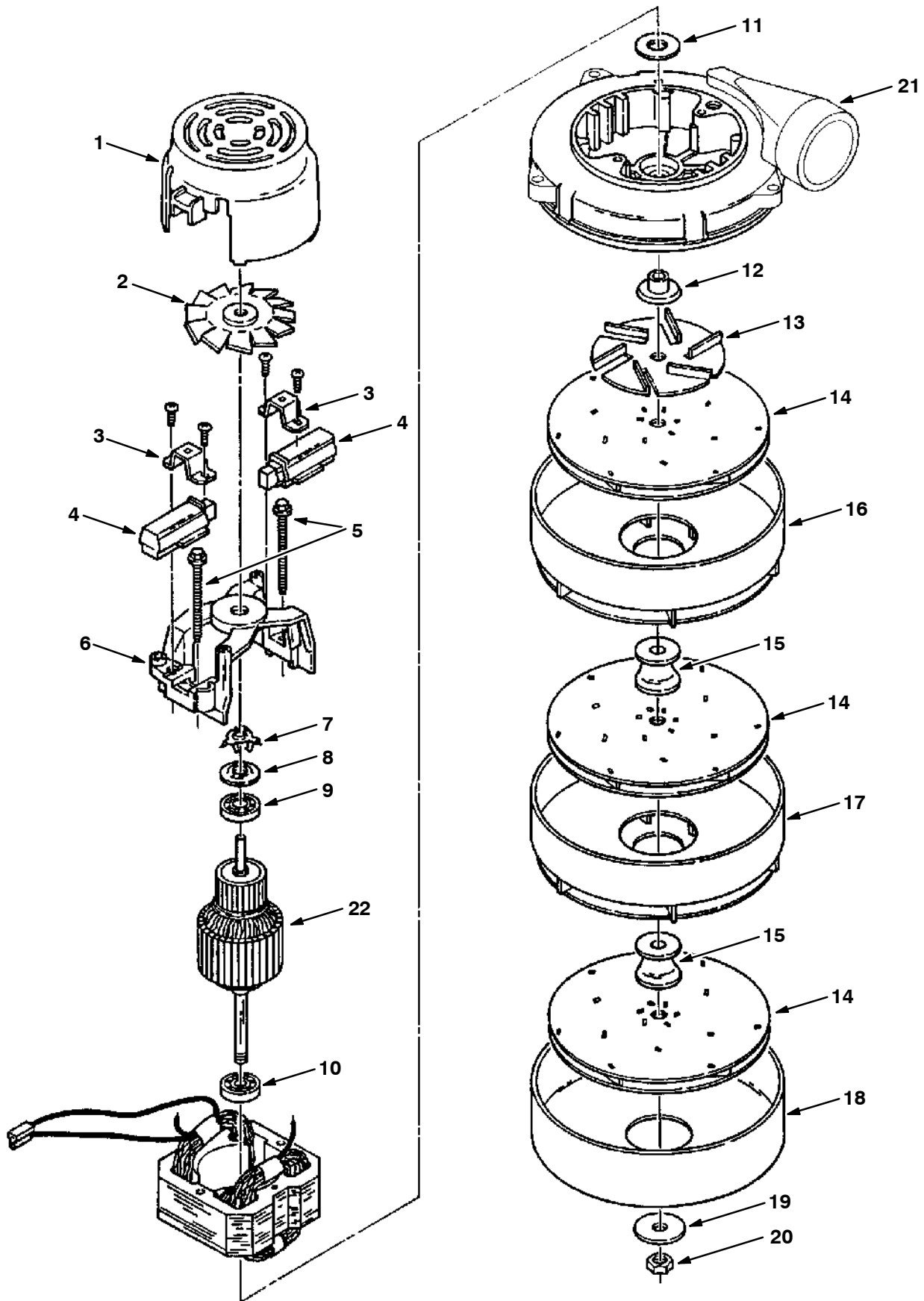


Fig. 1 - Electric Motor Breakdown, 17363

	Ref.	Part No.	Serial Number	Description	Qty.
▽		17363	(000000-) Fan, Vacuum	1
▲	1	37926	(000000-) Housing	1
▲	2	61298	(000000-) Fan	1
▲	3	01982	(000000-) Clamp	2
▲	4	11756	(000000-) Brush Mechanism	2
▲	5	01969	(000000-) Screw	2
▲	6	01983	(000000-) Comm. Bracket	1
▲	7	01856	(000000-) Spring	1
▲	8	37909	(000000-) Disc	1
▲	9	01842	(000000-) Bearing	1
▲	10	01837	(000000-) Bearing	1
▲	11	37912	(000000-) Washer, Neo.	1
▲	12	18627	(000000-) Spacer	1
▲	13	01971	(000000-) Fan	1
▲	14	18628	(000000-) Vacuum Fan	3
▲	15	18630	(000000-) Spacer	2
▲	16	61300	(000000-) Stationary Fan	1
▲	17	61297	(000000-) Stationary Fan	1
▲	18	18631	(000000-) Shell	1
▲	19	378983	(000000-) Washer	1
▲	20	37929	(000000-) Nut	1
▲	21	60386	(000000-) Bracket, Fan End	1
▲	22	21765	(000000-) Armature	1
▲		223264	(000000-) Seal, Fan	1
▲		10925	(000000-) Connector, 2 Conductor	1
▲		10926	(000000-) Terminal, Female	2

Fig. 2 - Electric Motor Breakdown, 398520

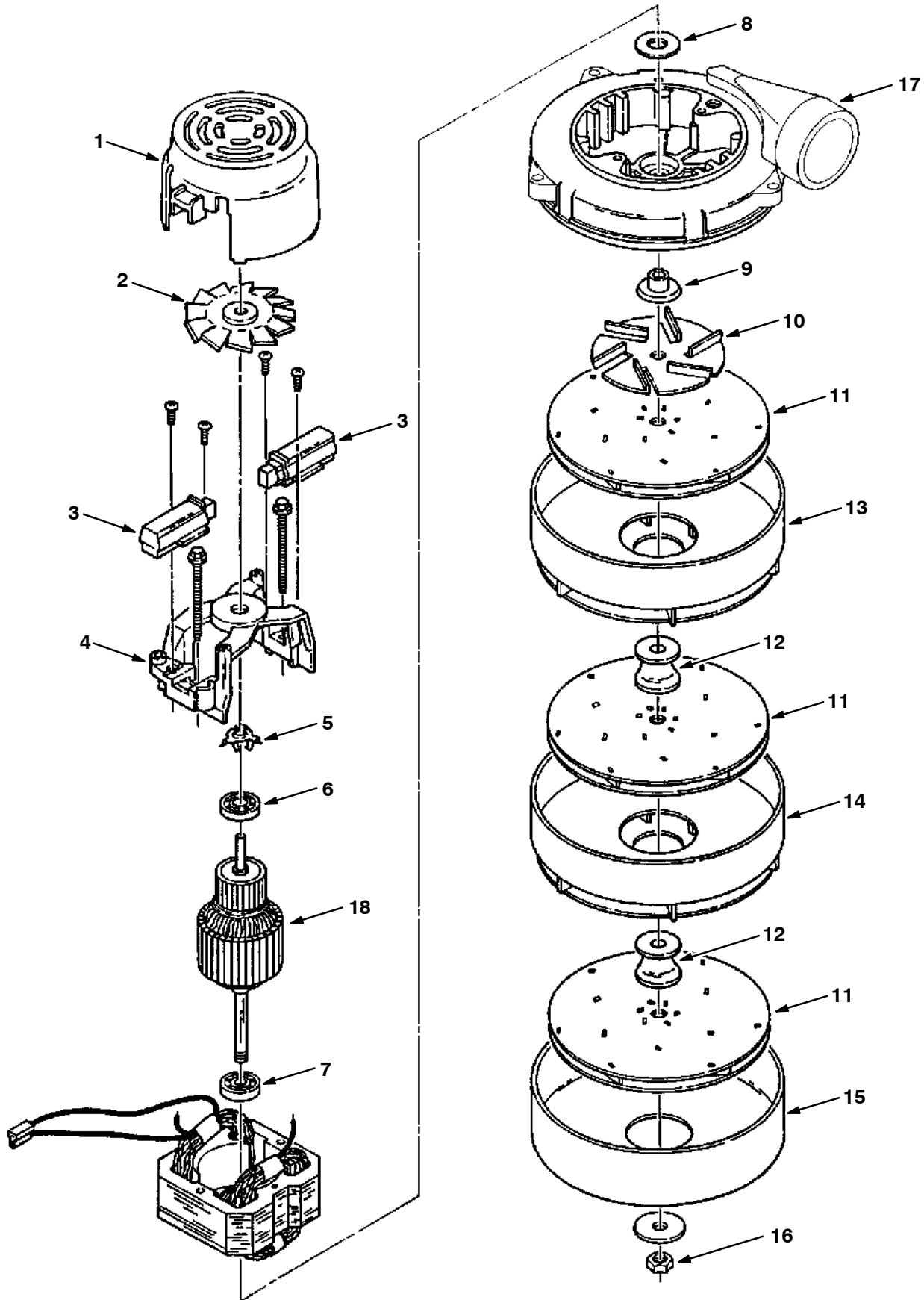
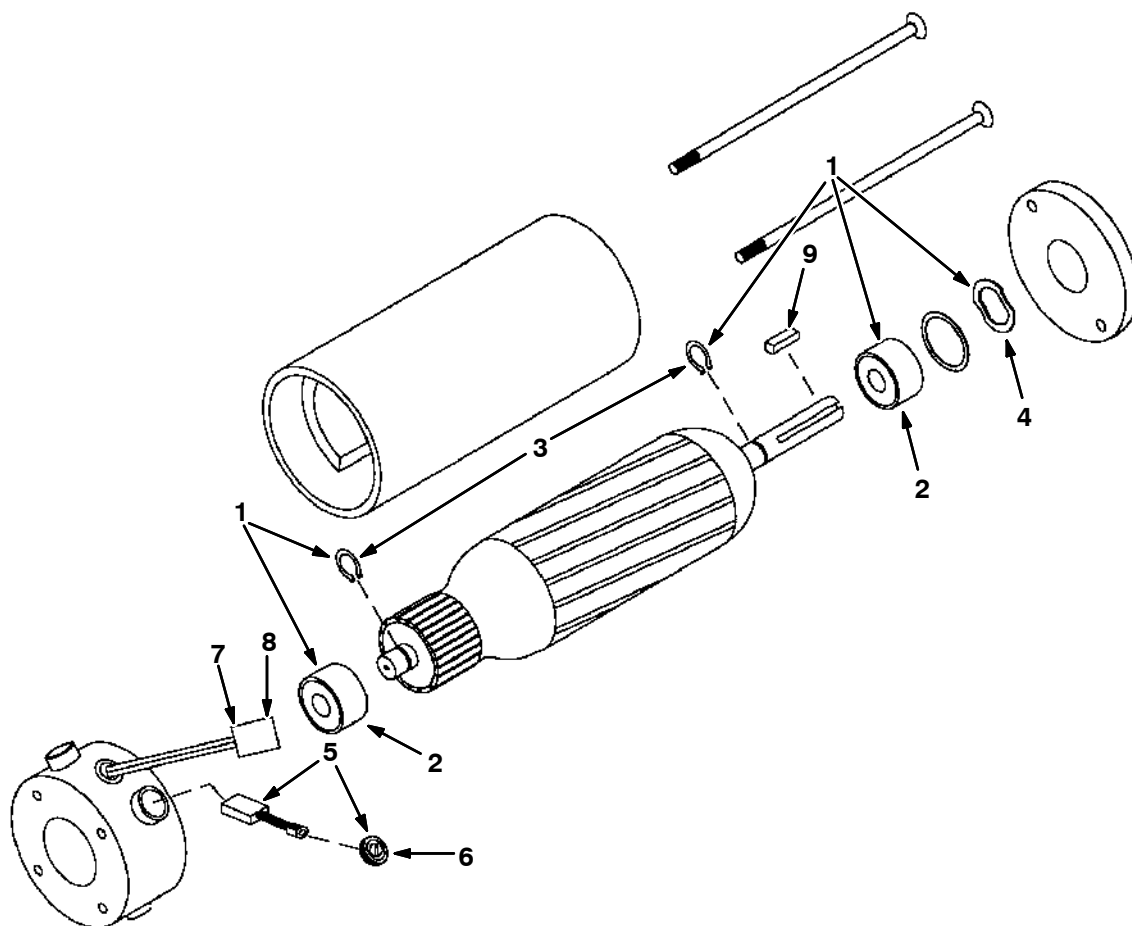


Fig. 2 - Electric Motor Breakdown, 398520

	Ref.	Part No.	Serial Number	Description	Qty.
▽		398520	(000000-) Fan, Vacuum	1
▲	1	398511	(000000-) Housing	1
▲	2	398512	(000000-) Fan	1
▲	3	398513	(000000-) Brush Mechanism	2
▲	4	398514	(000000-) Comm. Bracket	1
▲	5	01856	(000000-) Spring	1
▲	6	398515	(000000-) Bearing	1
▲	7	01837	(000000-) Bearing	1
▲	8	37912	(000000-) Washer, Neo.	1
▲	9	398516	(000000-) Spacer	1
▲	10	01971	(000000-) Fan	1
▲	11	18628	(000000-) Vacuum Fan	3
▲	12	398517	(000000-) Spacer	2
▲	13	61300	(000000-) Stationary Fan	1
▲	14	61297	(000000-) Stationary Fan	1
▲	15	398518	(000000-) Shell	1
▲	16	37929	(000000-) Nut	1
▲	17	60386	(000000-) Bracket, Fan End	1
▲	18	398519	(000000-) Armature	1
▲		223264	(000000-) Seal, Fan	1
▲		10925	(000000-) Connector, 2 Conductor	1
▲		10926	(000000-) Terminal, Female	2

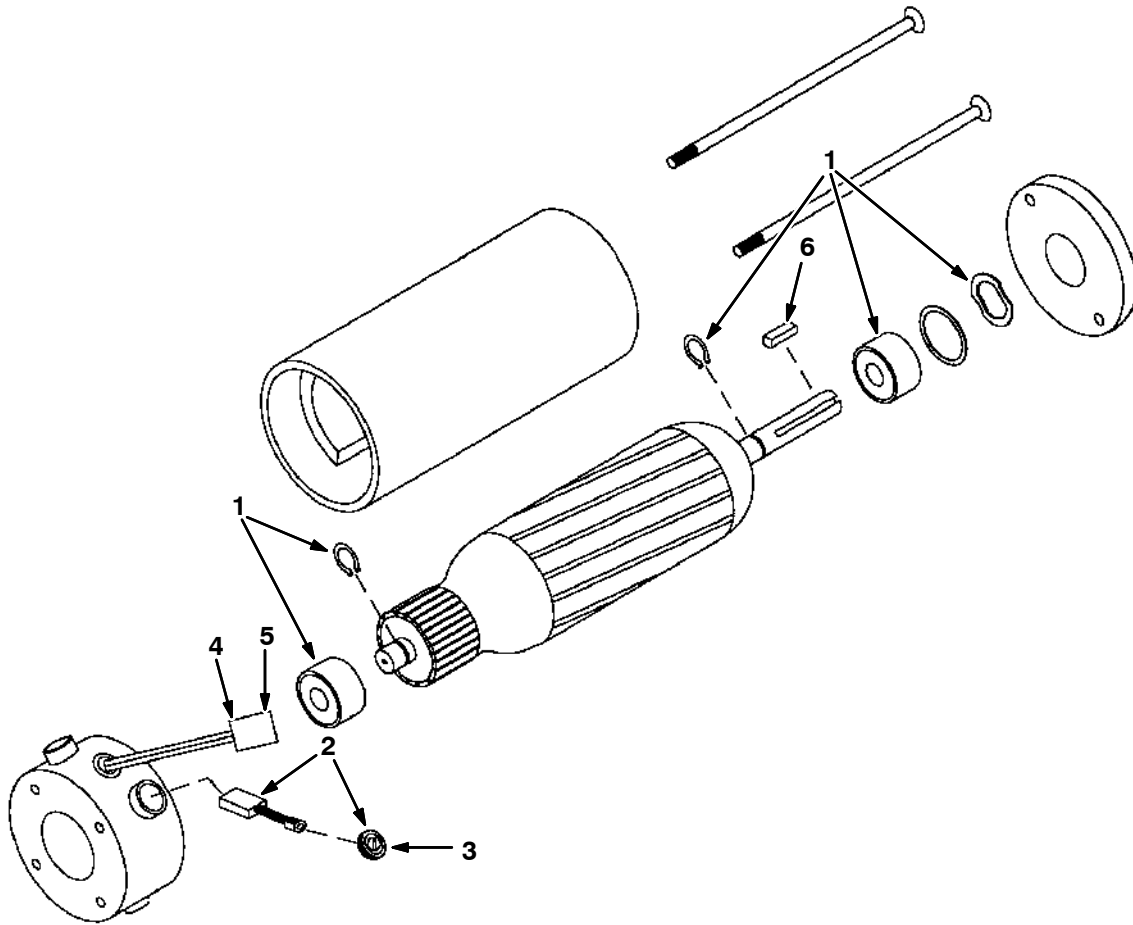
Fig. 3 - Electric Motor Breakdown, 222409



10426-E

Ref.	Part No.	Serial Number	Description	Qty.	
▽	222409	(000000-) Motor, Ele, 36vdc, Rep By 374201	1	
▲▽	1	222623	(000000-) Kit, Bearing, Motor, Ele [Magnetek]	1
▲▲	2	222635	(000000-) Bearing, Motor, Ele [Magnetek]	2
▲▲	3	222637	(000000-) Ring, Snap, Motor, Ele [Magnetek]	2
▲▲	4	222638	(000000-) Washer, Wavy, Motor, Ele [Magnetek]	1
▲▽	5	222625	(000000-) Kit, Brush, Motor, Ele [Magnetek]	1
▲▲	6	222629	(000000-) Cap, Brush Holder, Motor, Ele[Magnetek]	4
▲	7	10925	(000000-) Connector, Fem, 2cav [Mp630 Sealed]	1
▲	8	24537	(000000-) Terminal, Fem, 10/12ga [Mp630 P2s]	2
▲	9	00912	(000000-) Key, Sq, 0.19 X 0.19, 1.00l	1

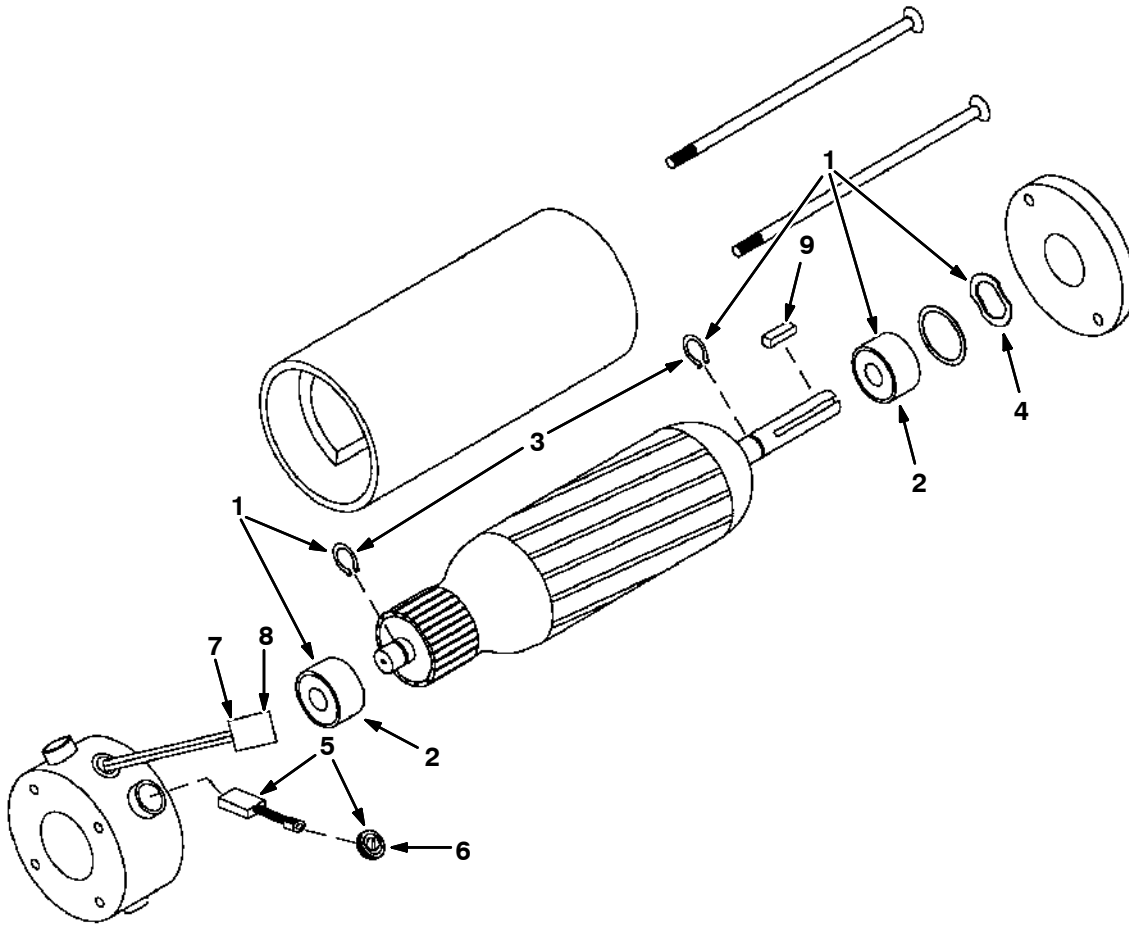
Fig. 4 - Electric Motor Breakdown, 374201



10426-E

Ref.	Part No.	Serial Number	Description	Qty.
▽	374201	(000000-) Motor, Ele, 36vdc 0.75hp 2500rpm . A	1
▲	1 375176	(000000-) Kit, Bearing, Motor, Ele, Hd [F/375175]	1
▲▽	2 222625	(000000-) Kit, Brush, Motor, Ele [Magnetek]	1
▲▲	3 222629	(000000-) Cap, Brush Holder, Motor, Ele[Magnetek]	4
▲	4 10925	(000000-) Connector, Fem, 2cav [Mp630 Sealed]	1
▲	5 24537	(000000-) Terminal, Fem, 10/12ga [Mp630 P2s]	2
▲	6 00912	(000000-) Key, Sq, 0.19 X 0.19, 1.00l	1

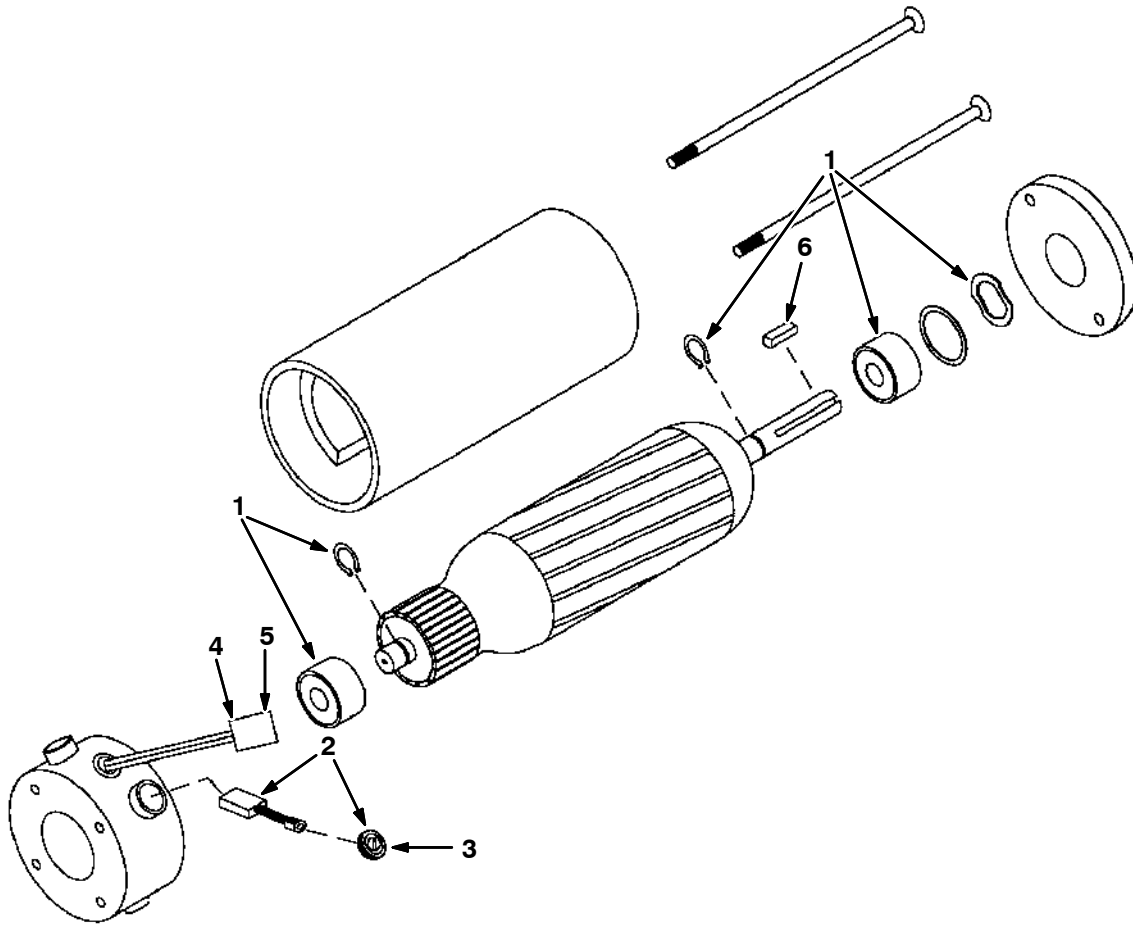
Fig. 5 - Electric Motor Breakdown, 81940



10426-E

Ref.	Part No.	Serial Number	Description	Qty.
▽	81940	(000000-) Motor, Ele, 36vdc 0.60hp 1800rpm . A	1
▲▽	1 222623	(000000-) Kit, Bearing, Motor, Ele [Magnetek]	1
▲▲	2 222635	(000000-) Bearing, Motor, Ele [Magnetek]	2
▲▲	3 222637	(000000-) Ring, Snap, Motor, Ele [Magnetek]	2
▲▲	4 222638	(000000-) Washer, Wavy, Motor, Ele [Magnetek]	1
▲▽	5 222625	(000000-) Kit, Brush, Motor, Ele [Magnetek]	1
▲▲	6 222629	(000000-) Cap, Brush Holder, Motor, Ele[Magnetek]	4
▲	7 10925	(000000-) Connector, Fem, 2cav [Mp630 Sealed]	1
▲	8 24537	(000000-) Terminal, Fem, 10/12ga [Mp630 P2s]	2
▲	9 00916	(000000-) Key, Sq, 0.19 X 0.19, 1.50l	1

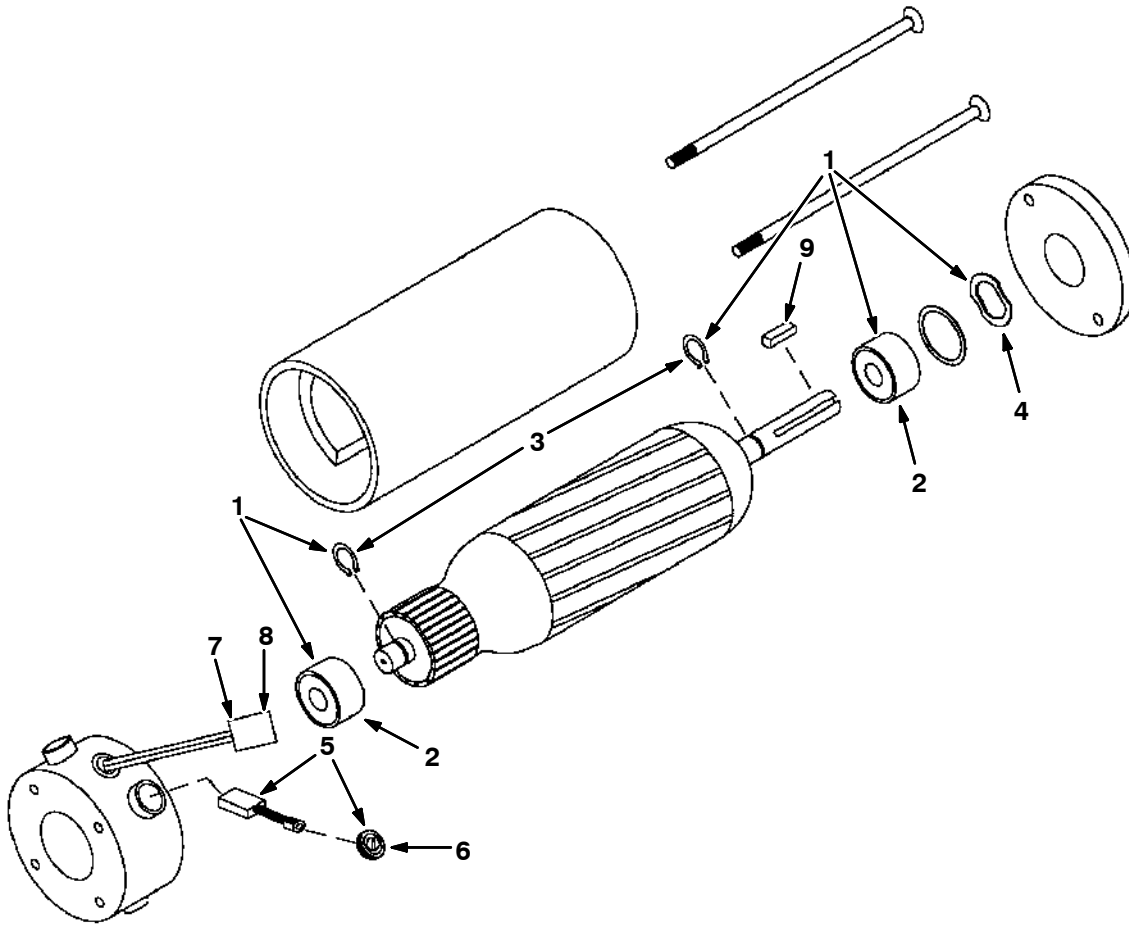
Fig. 6 - Electric Motor Breakdown, 374266



10426-E

Ref.	Part No.	Serial Number	Description	Qty.
▽	374266	(000000-) Motor, Ele, 36vdc 0.60hp 1800rpm	1
▲	1 374273	(000000-) Bearing Kit, Motor, Ele	1
▲▽	2 222625	(000000-) Kit, Brush, Motor, Ele [Magnetek]	1
▲▲	3 222629	(000000-) Cap, Brush Holder, Motor, Ele[Magnetek]	4
▲	4 10925	(000000-) Connector, Fem, 2cav [Mp630 Sealed]	1
▲	5 24537	(000000-) Terminal, Fem, 10/12ga [Mp630 P2s]	2
▲	6 00916	(000000-) Key, Sq, 0.19 X 0.19, 1.50l	1

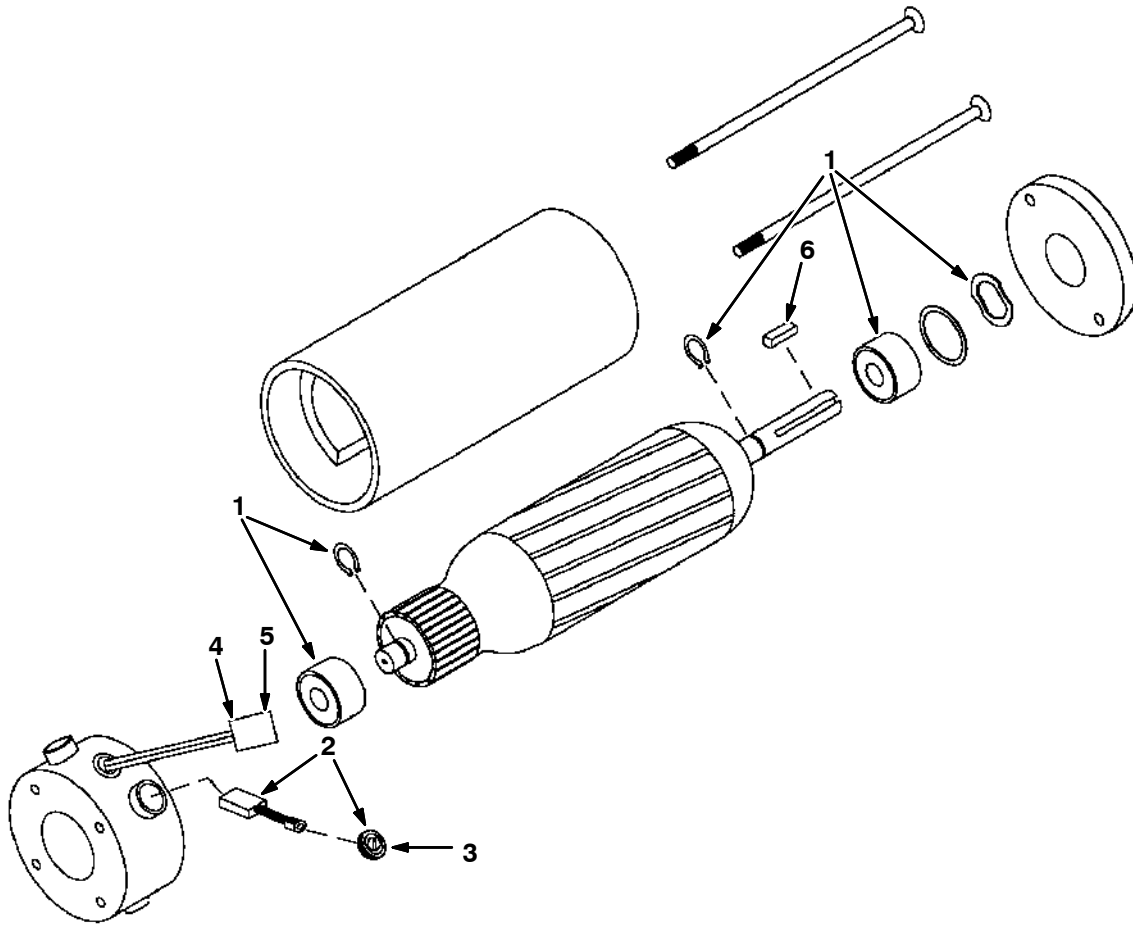
Fig. 7 - Electric Motor Breakdown, 81941



10426-E

Ref.	Part No.	Serial Number	Description	Qty.
▽	81941	(000000-) Motor, Ele, 36vdc 0.75hp 2500rpm . A	1
▲▽	1 222623	(000000-) Kit, Bearing, Motor, Ele [Magnetek]	1
▲▲	2 222635	(000000-) Bearing, Motor, Ele [Magnetek]	2
▲▲	3 222637	(000000-) Ring, Snap, Motor, Ele [Magnetek]	2
▲▲	4 222638	(000000-) Washer, Wavy, Motor, Ele [Magnetek]	1
▲▽	5 222625	(000000-) Kit, Brush, Motor, Ele [Magnetek]	1
▲▲	6 222629	(000000-) Cap, Brush Holder, Motor, Ele[Magnetek]	4
▲	7 10925	(000000-) Connector, Fem, 2cav [Mp630 Sealed]	1
▲	8 24537	(000000-) Terminal, Fem, 10/12ga [Mp630 P2s]	2
▲	9 00916	(000000-) Key, Sq, 0.19 X 0.19, 1.50l	1

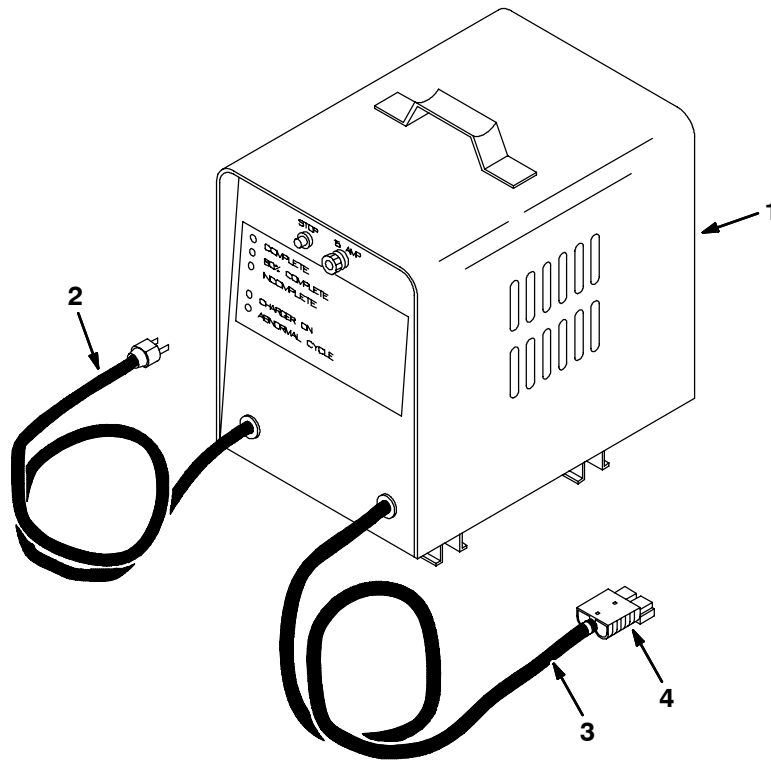
Fig. 8 - Electric Motor Breakdown, 374268



10426-E

Ref.	Part No.	Serial Number	Description	Qty.
▽	374268	(000000-) Motor, Ele, 36vdc 0.75hp 2500rpm	1
▲	1 374273	(000000-) Bearing Kit, Motor, Ele	1
▲▽	2 222625	(000000-) Kit, Brush, Motor, Ele [Magnetek]	1
▲▲	3 222629	(000000-) Cap, Brush Holder, Motor, Ele[Magnetek]	4
▲	4 10925	(000000-) Connector, Fem, 2cav [Mp630 Sealed]	1
▲	5 24537	(000000-) Terminal, Fem, 10/12ga [Mp630 P2s]	2
▲	6 00916	(000000-) Key, Sq, 0.19 X 0.19, 1.50l	1

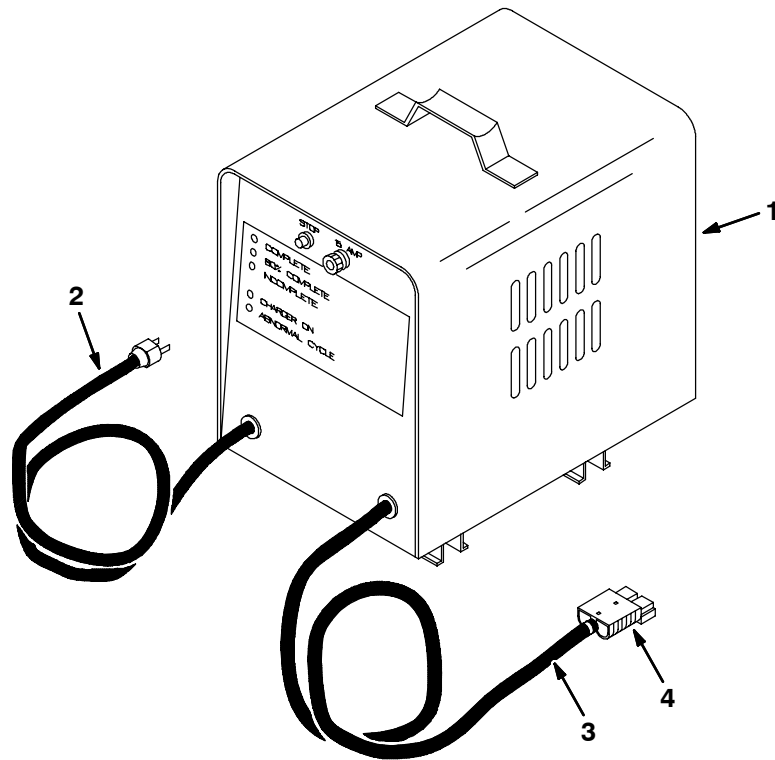
Fig. 9 - Battery Charger Breakdown, 60 Hz, 115V, 374014



08080-E, NA, NOB

Ref.	Part No.	Serial Number	Description	Qty.
▽	1	374014	(000000-) Charger 36V/20A/60Hz/1Ph/115V	1
▲	2	374020	(000000-) Cord Assy A.C.	1
▲	3	374019	(000000-) Cord Assy D.C.	1
▲	4	130155	(000000-) Connector, Battery, 6ga 50a, Gray[2cont]	1
▲		374017	(000000-) Circuit Breaker 15A	1
▲		65954	(000000-) Circuit Breaker	1
▲		374018	(000000-) Control Circuit	1
▲		374021	(000000-) Rectifier Assy	2
▲		374022	(000000-) Rectifier Scr 20A	2
▲		21776	(000000-) D.C.Strain Relief	1
▲		21775	(000000-) A.C.Strain Relief	1
▲		374023	(000000-) Switch, Red Stop	1
▲		65630	(000000-) Varistor	1

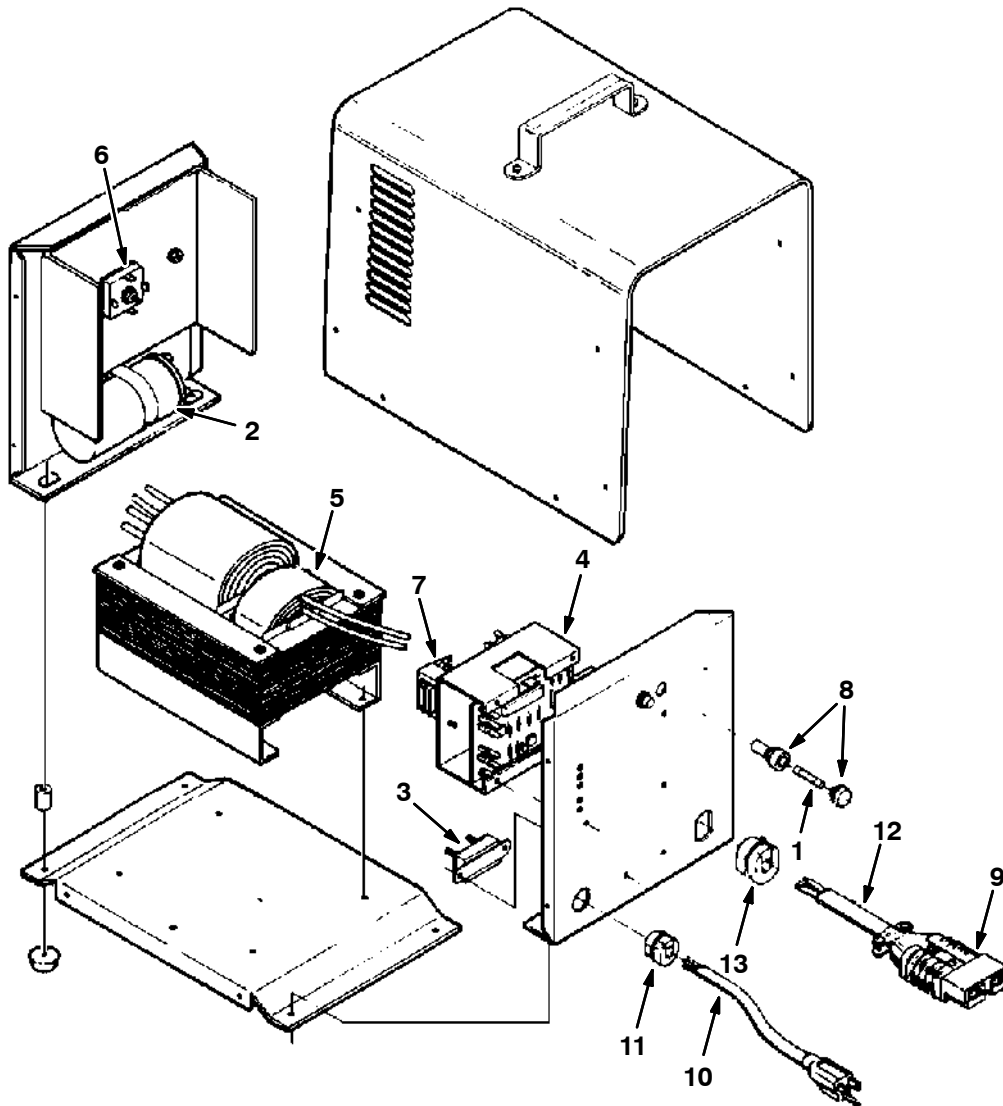
Fig. 10 - Battery Charger Breakdown, 60 Hz, 115V, 374015



08080-E, NA, NOB

Ref.	Part No.	Serial Number	Description	Qty.
▽	1	374015	(000000-) Charger 36V/30A/60Hz/1Ph/115V	1
▲	2	374028	(000000-) Cord Assy A.C.	1
▲	3	388539	(000000-) Cord Assy D.C.	1
▲	4	130155	(000000-) Connector, Battery, 6ga 50a, Gray[2cont]	1
▲		374025	(000000-) Circuit Breaker 20A/AC	1
▲		374026	(000000-) Fuse, D.C. 80Amp	1
▲		374027	(000000-) Control Circuit 36V/30A	1
▲		374029	(000000-) Rectifier Assy	2
▲		21776	(000000-) D.C.Strain Relief	1
▲		21775	(000000-) A.C.Strain Relief	1
▲		374023	(000000-) Switch, Red Stop	1
▲		65630	(000000-) Varistor	1

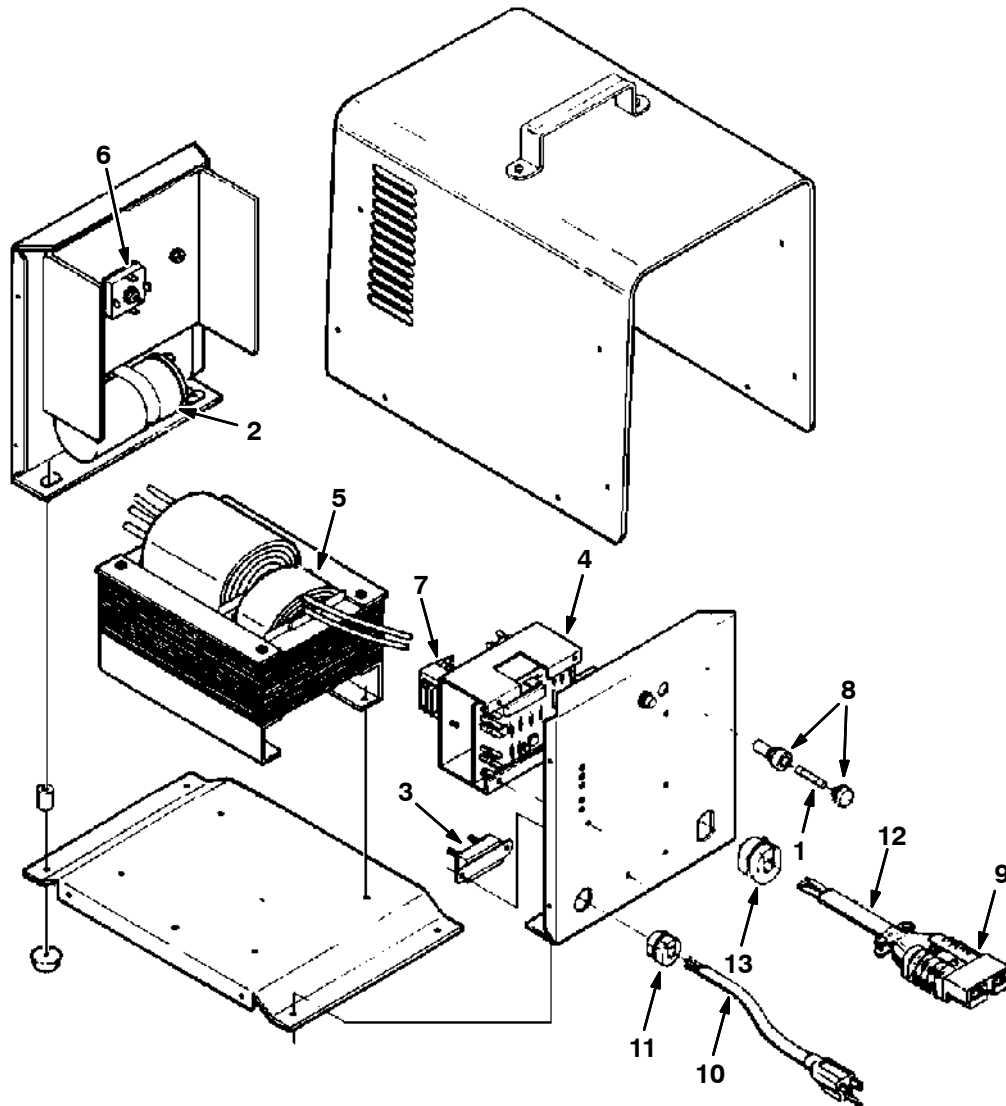
Fig. 11 - Battery Charger Breakdown, 50 Hz, 230V, 65540



10262-E, NA, NOB

Ref.	Part No.	Serial Number	Description	Qty.
▽	65540	(000000-) Charger, 36V/20A 50H/ Ph 230V	1
▲	1 65632	(000000-) Fuse, A.C. 10 Amp	1
▲	2 65958	(000000-) Condenser	1
▲	3 65954	(000000-) Circuit Breaker	1
▲	4 65620	(000000-) Control Assy	1
▲	5 65634	(000000-) Transformer, Power	1
▲	6 61837	(000000-) Bridge Rectifier Kit	1
▲	7 65959	(000000-) Control Transformer	1
▲	8 30058	(000000-) Holder, Fuse Ac	1
▲	9 130155	(000000-) Connector, Battery, 6ga 50a, Gray[2cont]	1
▲	10 21770	(000000-) A.C.Cord Set W/Plug	1
▲	11 21775	(000000-) A.C.Strain Relief	1
▲	12 21772	(000000-) D.C.Cord Set Wo/Plug	1
▲	13 21776	(000000-) D.C.Strain Relief	1

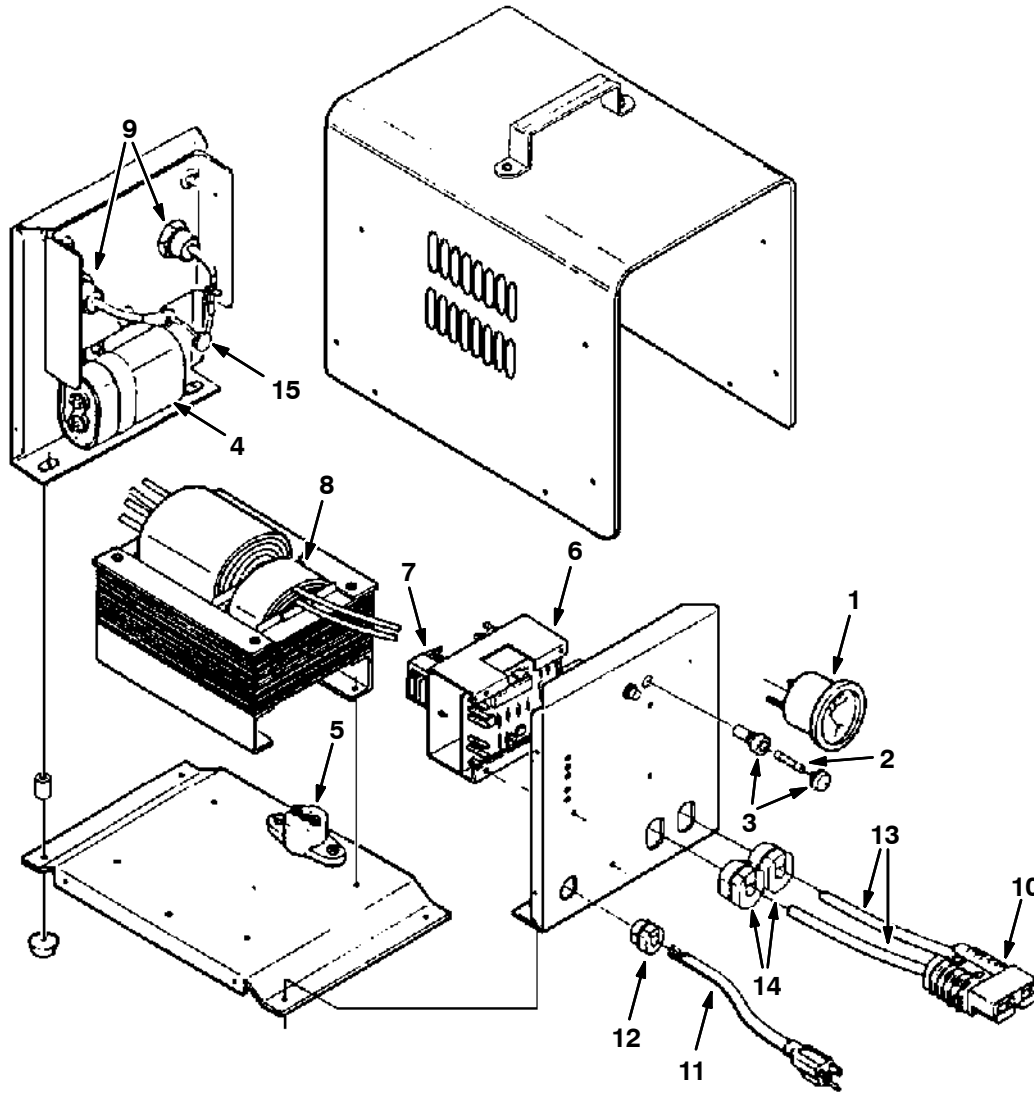
Fig. 12 - Battery Charger Breakdown, 50 Hz, 245V, 65740



10262-E, NA, NOB

Ref.	Part No.	Serial Number	Description	Qty.
▽	65740	(000000-) Charger, 36V/20A 50H/1Ph 245V	1
▲	1 65632	(000000-) Fuse, A.C. 10 Amp	1
▲	2 65958	(000000-) Condenser	1
▲	3 65954	(000000-) Circuit Breaker	1
▲	4 65620	(000000-) Control Assy	1
▲	5 65724	(000000-) Power Tran	1
▲	6 61837	(000000-) Bridge Rectifier Kit	1
▲	7 65959	(000000-) Control Transformer	1
▲	8 30058	(000000-) Holder, Fuse Ac	1
▲	9 130155	(000000-) Connector, Battery, 6ga 50a, Gray[2cont]	1
▲	10 21770	(000000-) A.C.Cord Set W/Plug	1
▲	11 21775	(000000-) A.C.Strain Relief	1
▲	12 21772	(000000-) D.C.Cord Set Wo/Plug	1
▲	13 21776	(000000-) D.C.Strain Relief	1

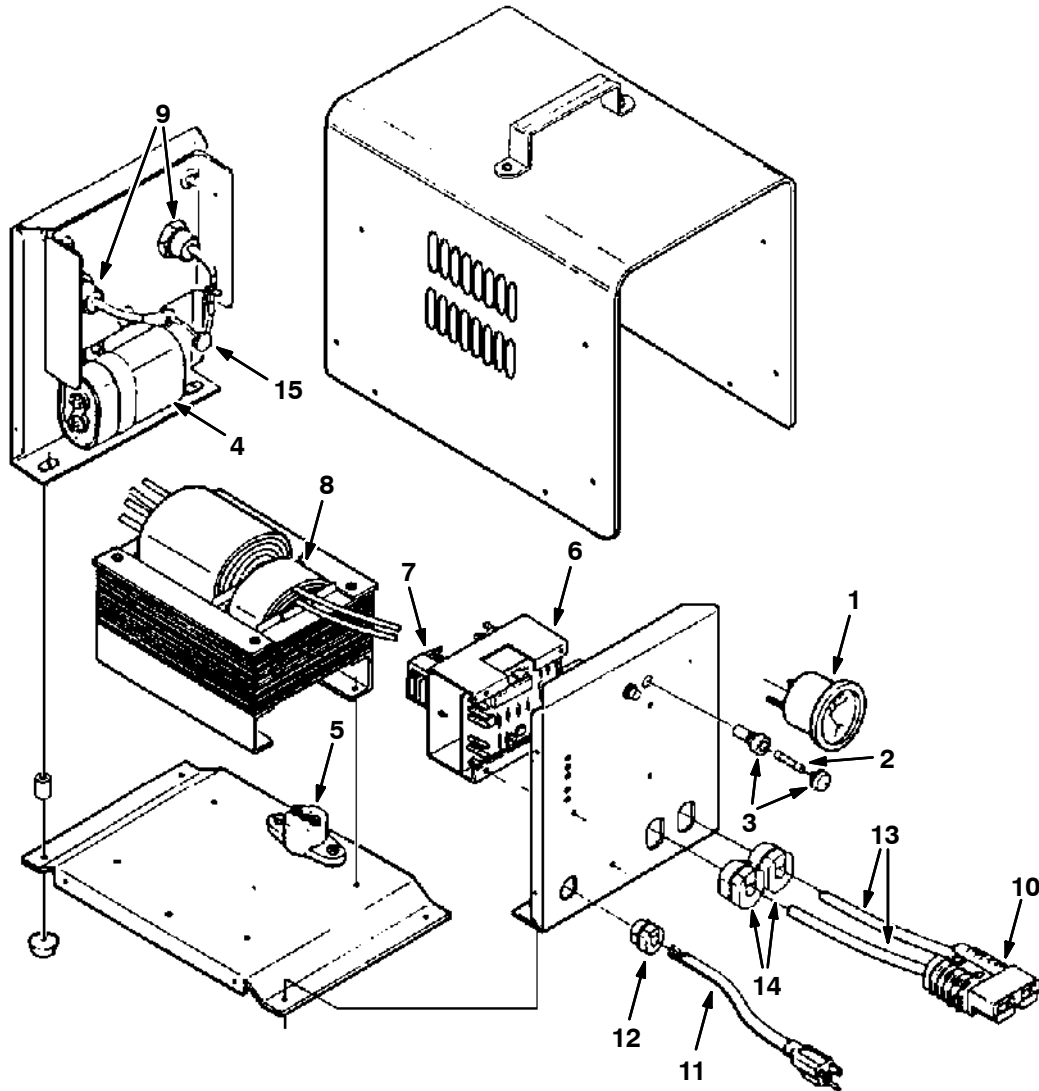
Fig. 13 - Battery Charger Breakdown, 50 Hz,230V, 222595



10263-E, NA, NOB

Ref.	Part No.	Serial Number	Description	Qty.	
▽	222595	(000000-) Charger, 36V/30A 50H/1Ph 230V	1	
▲	1	38889	(000000-) Ammeter	1
▲	2	65614	(000000-) Fuse, A.C. 15 Amp	1
▲	3	30058	(000000-) Holder, Fuse Ac	1
▲	4	65613	(000000-) Condensor 12.5Mfd	1
▲	5	65619	(000000-) Circuit Breaker	1
▲	6	65620	(000000-) Control Assy	1
▲	7	65959	(000000-) Control Transformer	1
▲	8	65618	(000000-) Power Transformer	1
▲	9	65616	(000000-) Diode	2
▲	10	130155	(000000-) Connector, Battery, 6ga 50a, Gray[2cont]	1
▲	11	21770	(000000-) A.C.Cordset W/Plug	1
▲	12	21775	(000000-) A.C.Strain Relief	1
▲	13	21773	(000000-) D.C.Cordset W/Plug	1
▲	14	21776	(000000-) D.C.Strain Relief	2
▲	15	65630	(000000-) Varistor	1

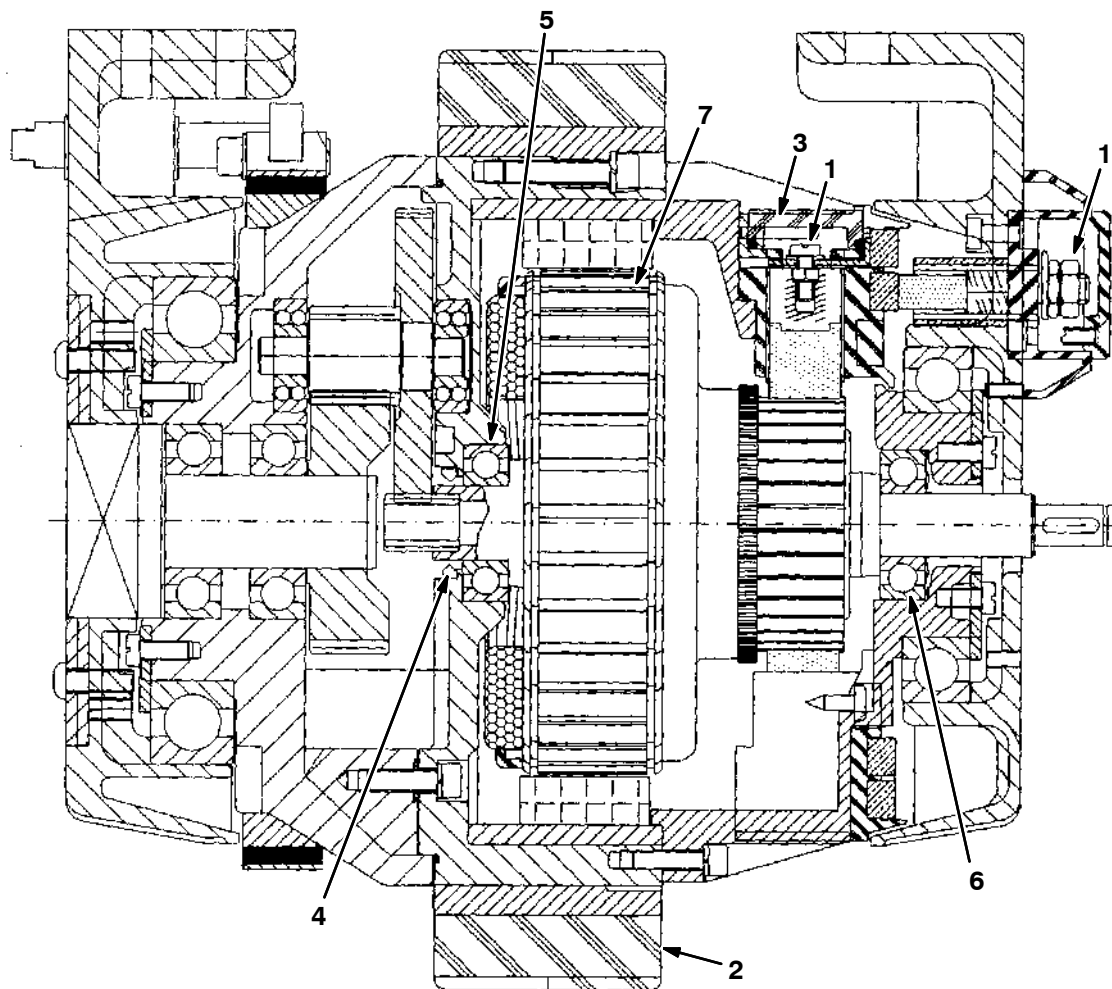
Fig. 14 - Battery Charger Breakdown, 50 Hz, 245V, 222691



10263-E, NA, NOB

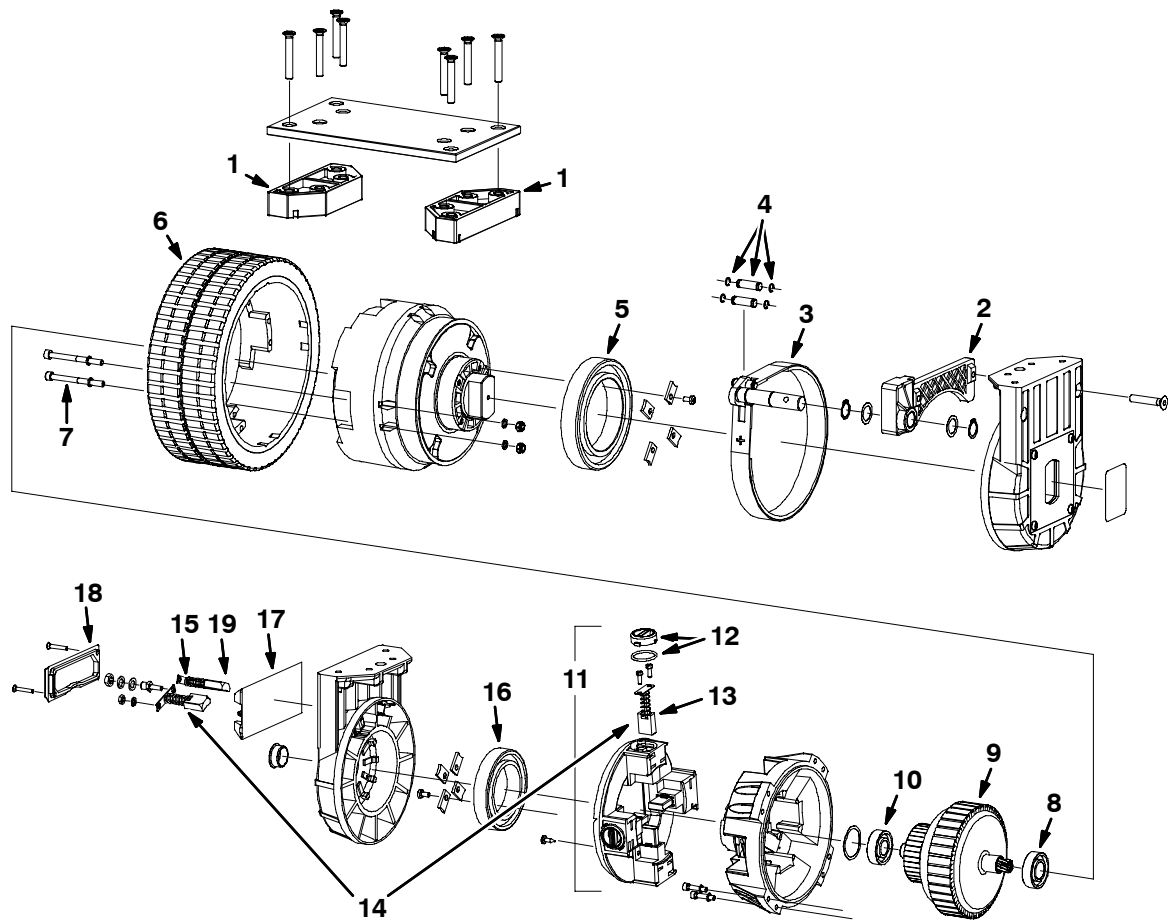
Ref.	Part No.	Serial Number	Description	Qty.
▽	222691	(000000-) Charger, 36V/30A 50H/1Ph 245V	1
▲	1 38889	(000000-) Ammeter	1
▲	2 65614	(000000-) Fuse, A.C. 15 Amp	1
▲	3 30058	(000000-) Holder, Fuse Ac	1
▲	4 65726	(000000-) Capasitor 15Mfd	1
▲	5 65619	(000000-) Circuit Breaker	1
▲	6 65620	(000000-) Control Assy	1
▲	7 65959	(000000-) Control Transformer	1
▲	8 65727	(000000-) Power Transformer	1
▲	9 65616	(000000-) Diode	2
▲	10 130155	(000000-) Connector, Battery, 6ga 50a, Gray[2cont]	1
▲	11 21770	(000000-) A.C.Cordset W/Plug	1
▲	12 21775	(000000-) A.C.Strain Relief	1
▲	13 21773	(000000-) D.C.Cordset W/Plug	1
▲	14 21776	(000000-) D.C.Strain Relief	2
▲	15 65630	(000000-) Varistor	1

Fig. 15 - Front Wheel Gearbox Breakdown, 390851



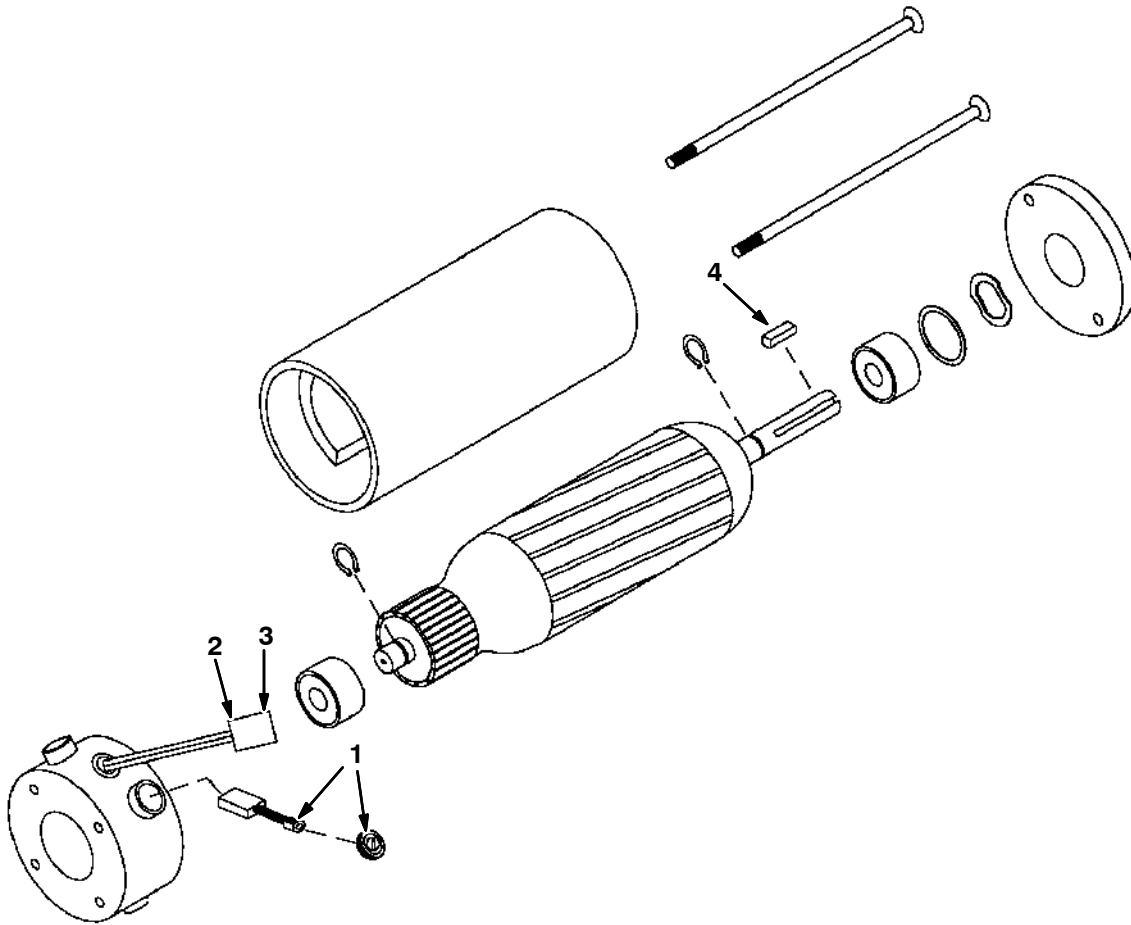
Ref.	Part No.	Serial Number	Description	Qty.	
▽	390851	(000000-) Gearbox, Wheel, Front, 250mm	1	
▲	1	391261	(000000-) Kit, Brush, Motor	1
▲	2	391259	(000000-) Tire, Pyu, 250mm	1
▲	3	391262	(000000-) Kit, Brush, Cover	1
▲	4	391263	(000000-) Seal, Ring	1
▲	5	391264	(000000-) Bearing, Gearbox Side	1
▲	6	391265	(000000-) Bearing, Motor Side	1
▲	7	391266	(000000-) Armature, Assy, 250mm	1
▲		391271	(000000-) Caliper, Brake	1
▲		391274	(000000-) Rotor, Brake, 14mm	1

Fig. 16 - Front Wheel Gearbox Breakdown, 374346



Ref.	Part No.	Serial Number	Description	Qty.	
▽	374346	(000000-) Gearbox, Wheel, 250mm, 36vdc Band Brake	1	
▲	1	1029223	(000000-) Spacer, Aluminum	2
▲	2	1029220	(000000-) Bracket, Brake, Complete	1
▲▽	3	391465	(000000-) Brake, Band [Amer]	1
▲▲	4	1030477	(000000-) Pin Kit, Retainer, Snap Rings	1
▲	5	372874	(000000-) Bearing, Steering	1
▲	6	391259	(000000-) Tire, Solid, 250mmx90mm Red	1
▲	7	1029218	(000000-) Screw, Wheel Mount	8
▲	8	391264	(000000-) Bearing, Gearbox Side [Amer]	1
▲	9	1029217	(000000-) Armature, Motor, 250mm	1
▲	10	391265	(000000-) Bearing, Motor Side	1
▲	11	1029228	(000000-) Ring, Brush Holder	1
▲	12	391262	(000000-) Brush Kit, Cover [Amer]	4
▲	13	1029225	(000000-) Brush Kit, Carbon [4 pcs]	1
▲	13	1029224	(000000-) Brush, Carbon [1 pc]	4
▲	14	391261	(000000-) Brush Kit, Motor [Amer, 1pick=1kit]	1
▲	13	1029225	(000000-) Brush Kit, Carbon [4 pcs]	1
▲	13	1029224	(000000-) Brush, Carbon [1 pc]	4
▲	15	1029226	(000000-) Brush Kit, Carbon [2 pcs]	1
▲	15	398492	(000000-) Brush, Carbon, Motor, Ele [Amer 1 Pc]	2
▲	16	1029227	(000000-) Bearing, Ball, Brush Side	1
▲	17	391467	(000000-) Box, Elec, Connection	1
▲	18	391468	(000000-) Cover, Elec, Connection	1
▲	19	372877	(000000-) Guide, Brushholder, Slip Ring [Amer]	1

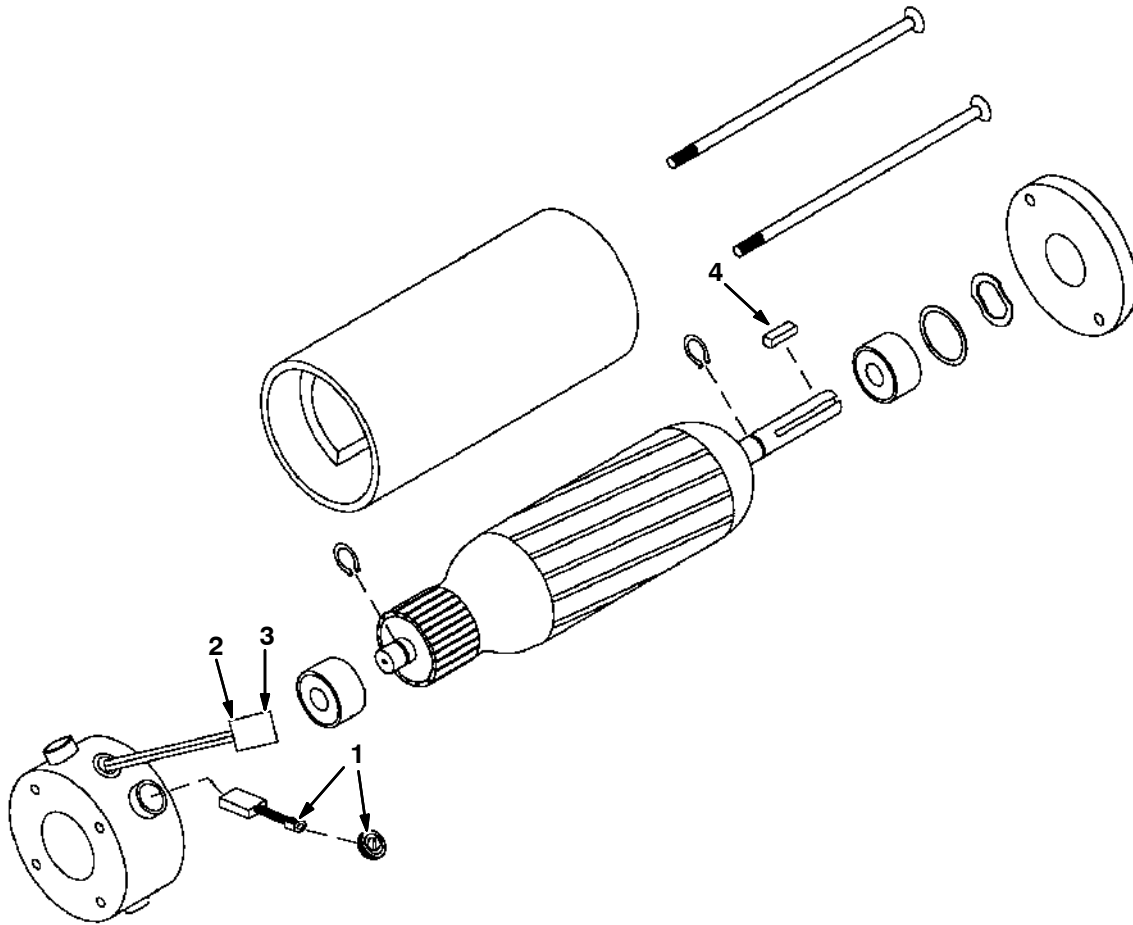
Fig. 17 - Electric Motor Breakdown, 1053284



10426-E

Ref.	Part No.	Serial Number	Description	Qty.
▽	1053284	(000000-) Motor, Ele, 36vdc 2500rpm 0.75hp	1
▲	1 1039817	(000000-) Brush Kit, Motor, Ele	1
▲	2 10925	(000000-) Connector, Fem, 2cav [Mp630 Sealed]	1
▲	3 24537	(000000-) Terminal, Fem, 10/12ga [Mp630 P2s]	2
▲	4 00912	(000000-) Key, Sq, 0.19 X 0.19, 1.00l	1

Fig. 18 - Electric Motor Breakdown, 1055614



10426-E

Ref.	Part No.	Serial Number	Description	Qty.
▽	1055614	(000000-) Motor, Ele, 36vdc 1800rpm 0.60hp	1
▲	1 1039817	(000000-) Brush Kit, Motor, Ele	1
▲	2 10925	(000000-) Connector, Fem, 2cav [Mp630 Sealed]	1
▲	3 24537	(000000-) Terminal, Fem, 10/12ga [Mp630 P2s]	2
▲	4 00912	(000000-) Key, Sq, 0.19 X 0.19, 1.00l	1

SECTION 5

CONTENTS

PAGE

PART NUMBER TO PAGE NUMBER CROSS REFERENCE LIST 5-2
PART DESCRIPTION TO PAGE NUMBER CROSS REFERENCE LIST 5-7

CROSS REFERENCE

PART NUMBER TO PAGE NUMBER CROSS REFERENCE LIST

Part Number	Page Number	Part Number	Page Number	Part Number	Page Number
00500-10	2-11, 2-19	06961	3-19	1019180	3-34
00912	2-11, 2-47, 4-6, 4-7, 4-20, 4-21	06962	2-21, 3-5	1019242	3-34
00916	2-19, 2-41, 4-8, 4-9, 4-10, 4-11	06963	2-29, 2-39	1019764	2-33
00960	2-47	06967	2-43, 3-15	1020304	3-27, 3-29
01047	2-37	06972	2-45, 3-17	1021184	3-27, 3-29
01314	2-7	07259	2-21	1026017	2-27
01684	2-45, 3-17, 3-23	07449	3-3	1026028	2-27
01685	2-21, 2-25, 2-27, 3-21, 3-23	07514	3-27, 3-29	1027798	3-25, 3-29
01713	2-15, 3-9, 3-13	07790	2-13, 3-7, 3-11	1027800	3-25, 3-29
01714	2-29	07791	2-7, 2-13, 3-7, 3-11, 3-25, 3-27, 3-29	1029217	4-19
01715	2-15	07792	3-5	1029218	4-19
01750	2-47	07810	2-35	1029220	4-19
01754	2-13, 2-43, 2-55	08085	2-53	1029223	4-19
01760	2-23	08170	2-23, 2-25, 2-27	1029224	4-19
01837	4-3, 4-5	08182	2-27, 2-29, 2-33	1029225	4-19
01842	4-3	08407	2-17	1029226	4-19
01856	4-3, 4-5	08708	2-9, 2-13, 2-23, 2-25, 2-29, 2-43, 2-47, 2-49, 2-51, 2-53, 3-5, 3-23	1029228	4-19
01969	4-3	08709	2-11, 2-19, 2-29, 2-31, 2-35, 2-37, 2-43, 2-47, 3-3, 3-5, 3-15, 3-19, 3-23, 3-37, 3-38	1030477	4-19
01971	4-3, 4-5	08711	2-11, 2-19, 2-31, 2-45, 3-17, 3-32	1034890	2-29
01982	4-3	08712	2-3, 2-7, 2-21, 2-25, 2-27, 2-35, 2-37, 2-45, 3-17	1036665	2-9
01983	4-3	08713	2-4, 2-37	1036873	2-66
02076	2-55, 3-21	08716	2-25, 2-27, 2-51	1037209	2-3, 2-53
02141	3-23	09010	3-23	1038957	2-13
02384	2-41	09062	2-25	1039403	2-47
02850	2-15, 2-49, 3-3, 3-39	09145	2-9	1039617	3-7, 3-11
02892	3-35	09146	2-13	1039817	4-20, 4-21
02942	2-45, 3-3, 3-17	09162	2-41, 2-47	1040295	2-11
03192	2-11, 2-33, 2-41, 3-23	09164	2-13, 2-35	1041030	2-55
04400	2-45, 3-17	09206	2-49	1041766	3-7, 3-11
04846	3-5	09244	3-5	1041772	3-7, 3-11
06279	2-45, 3-17	09252	3-25, 3-29	1041835	3-43
06416	3-23	09737	2-11	1042514	2-29
06474A	2-29	09741	2-39	1042523	2-29
06506	3-3	09773	3-7, 3-11	1042525	3-27, 3-29
06524	2-49	1001959	2-21	1042580	3-7, 3-11
06535	2-37	1002522	2-27	1043003	3-7, 3-11
06549	2-15, 2-39, 3-9, 3-13, 3-25, 3-29, 3-42	1002536	2-27	1045426	2-53
06923	2-43	1002537	2-27	1045858	3-25, 3-27, 3-29, 3-36
06924	2-55	1006723	2-33	1046151	2-13, 2-15
06927	2-15, 3-39	1008142	2-43	1046152	2-13
06931	3-27, 3-29	1008274	2-45	1046173	2-13, 2-15, 3-25, 3-27, 3-29, 3-36
06933	2-15, 3-9, 3-13	1008275	3-17	1048932	2-9
06934	3-25, 3-27, 3-29	10155	2-55, 3-21	1048955	2-9
06942	2-9, 2-47, 2-49, 2-55, 3-7, 3-11	10156	3-31	1053284	2-47, 4-20
06943	2-9, 2-13, 2-23, 2-41, 2-53, 3-5, 3-7	1017079	3-34	1053842	2-13
06944	2-23, 2-29, 2-43	1017218	2-7	1055614	2-41, 4-21
06945	2-53, 3-7, 3-11	1017439	2-27	1055894	3-37, 3-38
06947	3-23	1017440	2-27	1057634	3-7, 3-11
06956	3-15			10632-2	3-25, 3-29
06957	2-25, 2-27			10632-9	2-7
06958	2-35			10632	2-29
				1063907	2-9
				10820	2-41
				10912	3-7, 3-11
				10925	4-3, 4-5, 4-6, 4-7, 4-8, 4-9, 4-10, 4-11, 4-20, 4-21

CROSS REFERENCE

Part Number	Page Number	Part Number	Page Number	Part Number	Page Number
10926	4-3, 4-5	22159	2-3, 2-7, 2-21, 2-29,	26395-1	2-7, 2-19, 2-21
11109	2-19, 3-37		2-35, 2-47	27920	2-13
11516	2-45, 3-17	222217	2-55, 3-21	28010	2-41
11635	2-47	222220	2-15	29558	2-23, 2-33
11747	2-35	222244	3-5	29584	2-33
11756	4-3	222268	3-5	30013	2-4, 2-35
12138	2-39	222290	2-66, 3-9, 3-13	30058	4-14, 4-15, 4-16,
12274	2-33	222409	2-47, 4-6		4-17
12312	2-39, 3-27, 3-29,	222460	2-7, 2-19, 2-43,	30533	3-32
	3-42		2-47, 3-15	32483	2-7, 2-13, 2-15,
12323	3-3	222467	3-23		2-21, 2-27, 2-29,
12333	2-19	222470	2-39		2-33, 2-55, 3-7, 3-11
130155	2-55, 3-21, 4-12,	222473	2-55, 3-31	32485	2-29
	4-13, 4-14, 4-15,	222504	2-21	32486	2-19, 2-29, 2-31,
	4-16, 4-17	222534	2-13		2-33, 2-41, 3-32
13513	2-29	222556	2-37	32490	2-9, 2-21, 2-35,
14601	2-29	222595	3-34, 4-16		2-41, 2-47, 2-49,
14799	2-11	222607	2-29		2-51, 2-53, 3-5, 3-7,
15047	2-45, 3-3, 3-17	222623	4-6, 4-8, 4-10		3-11, 3-19
15648	2-45, 3-3, 3-17	222625	4-6, 4-7, 4-8, 4-9,	32491	2-7, 2-9, 2-13, 2-35,
15675	3-23		4-10, 4-11		2-37, 2-39, 2-41,
15678	2-21, 2-45, 3-17	222629	4-6, 4-7, 4-8, 4-9,		2-43, 2-47, 2-51, 3-5,
16213	2-33		4-10, 4-11		3-19, 3-23, 3-33,
16368	2-7	222635	4-6, 4-8, 4-10		3-42
16411	2-4	222637	4-6, 4-8, 4-10	32492	2-27, 2-33, 3-3, 3-5,
16412	2-4	222638	4-6, 4-8, 4-10		3-7, 3-11, 3-19, 3-23
16735	2-7, 2-13, 2-19,	222648	3-23	32493	2-11, 2-43, 3-15
	3-25, 3-27, 3-29	222683	2-13	32516	2-15
16931	2-7, 2-19, 2-37,	222691	3-34, 4-17	32646	2-7
	2-41, 3-19	222692	2-41	32975	2-55
16932	2-47	22298	2-19, 2-21	32978	2-15
16946	2-37	223061	2-11	32980	2-15, 3-9, 3-13,
17288	2-37	223065	2-11, 3-23		3-27, 3-29
17363	3-7, 3-11, 4-3	223068	2-11	32981	2-29, 3-19
18627	4-3	223070	2-11	32982	2-15
18628	4-3, 4-5	223073	2-11	32983	3-33
18630	4-3	223075	2-11	32984	2-15, 3-9, 3-13
18631	4-3	223078	2-9	330250	3-43
18811	3-7, 3-11	223080	2-9	330252	3-43
19064	2-55	223153	2-17, 2-21	330253	3-43
19065	2-49, 2-53, 3-9, 3-13	223154	2-17, 2-21	330254	3-43
19066	2-13, 2-15, 2-33,	223157	2-17, 2-21	330255	3-43
	3-5, 3-9, 3-13, 3-25,	223159	2-17, 2-21	33518	2-53
	3-27, 3-29	223160	2-17, 2-21	33584	2-13
19312	2-15	223161	2-17, 2-21	33806	2-9, 2-49
19314	2-15	223198	2-33	33930	2-27
19315	2-15	223264	3-7, 3-11, 4-3, 4-5	35836	2-39
19324	3-9, 3-13	223320	2-29	35846	2-41
20170	3-9, 3-13	223470	2-4	360369	3-33
20536-1	2-37	223600	2-29	360370	3-33
21120	3-23	223601	2-29	360520	3-25, 3-29, 3-36
21765	4-3	23524-1	2-47	360801	2-23
21770	4-14, 4-15, 4-16,	23709	2-53	360821	2-3
	4-17	24537	4-6, 4-7, 4-8, 4-9,	360973	2-7, 2-13
21772	4-14, 4-15		4-10, 4-11, 4-20,	361076	2-13
21773	4-16, 4-17		4-21	361144	2-13
21775	4-12, 4-13, 4-14,	25006	3-9, 3-13	361339	2-3, 2-4, 2-7, 2-17,
	4-15, 4-16, 4-17	25047	2-19, 2-29, 3-19		2-21, 2-35
21776	4-12, 4-13, 4-14,	25312	3-42	36191	2-23, 2-25, 2-27
	4-15, 4-16, 4-17	25537	3-33	363087	2-33, 2-37, 2-39,
222158	2-9	25737	2-41, 3-5		2-41

CROSS REFERENCE

Part Number	Page Number	Part Number	Page Number	Part Number	Page Number
36328	2-39	377433	2-13	391266	4-18
363301	2-47	377537	2-4	391271	4-18
363503	2-7	377538	2-4	391274	4-18
363976	3-3	377540	2-4	391300	2-21
363981	2-33	378804	2-5	391389	2-25
36643	2-41	378901	2-33	391401	2-11
367679	2-49	378983	4-3	391463	4-19
369319	2-19, 2-31	37909	4-3	391465	4-19
369345	2-19	37912	4-3, 4-5	391467	4-19
369362	3-23	37926	4-3	391468	4-19
369371	3-23	37929	4-3, 4-5	39277	2-19, 2-31, 2-39, 2-43, 3-37, 3-38
369372	3-23	379891	2-53	39278	2-47, 3-5
369373	3-23	383718	2-3	39279	2-51
369374	3-23	383723	3-9	39283	3-3, 3-5, 3-7, 3-11, 3-23
369415	3-19	383724	2-15, 3-9	39284	2-29, 3-19
369435	3-23	383727	3-13	392966	2-33
369462	3-23	383728	3-13	39311	3-3
369466	3-23	383831	2-13	39312	2-29, 3-3
369470	3-23	383861	2-4	39313	3-23
369473	3-23	383910	2-7	39323	3-3
369474	3-23	384023	2-4	39326	2-11
369478	3-23	384102	2-4	39327	2-19
369481	3-19, 3-23	384246	3-3	39349	2-11, 2-15, 2-19, 3-9, 3-13, 3-25, 3-27, 3-29, 3-37
369487	3-23	384247	3-3	39350	3-23
369496	3-23	384413	2-51	39658	2-13, 2-43
369702	2-7	384414	2-29	398329	2-4
369781	2-43, 3-15	384416	2-7	398492	4-19
369795	2-45, 3-17	384418	3-3	398511	4-5
369796	2-45, 3-17	384419	3-3	398512	4-5
36996	3-19	384423	2-7	398513	4-5
370048	2-5	384426	2-7	398514	4-5
372874	4-19	384432	2-3, 2-47	398515	4-5
374014	3-34, 4-12	384451	2-31	398516	4-5
374015	3-34, 4-13	384462	2-15, 3-39	398517	4-5
374017	4-12	384473	2-5	398518	4-5
374018	4-12	385612	3-23	398519	4-5
374019	4-12	385650	2-17	398520	3-7, 3-11, 4-5
374020	4-12	385663	3-7, 3-11	398526	3-27, 3-29
374021	4-12	385728	2-29	40678-1	2-7, 2-15
374022	4-12	385729	2-29	40758	2-35
374023	4-12, 4-13	385766	3-37	41178	2-21
374025	4-13	386810	2-15, 3-9, 3-13	41185	2-47
374026	4-13	388539	4-13	41186	2-19
374027	4-13	38889	4-16, 4-17	41187	2-11
374028	4-13	39005	2-23, 2-33	41342	2-51
374029	4-13	39019	2-45, 3-3, 3-17	41345	2-45, 3-17, 3-32
374163	2-21	390848	2-21	41346	2-17
374164	2-21	390851	2-21, 4-18	41430	2-29, 2-33, 2-37, 2-39, 2-41, 3-3, 3-5, 3-19, 3-23
374179	3-38	390855	2-21	41702	2-15
374201	2-47, 4-7	390856	2-25	41722	2-3, 2-4, 2-47
374225	2-33	390857	2-25	41732	2-53
374266	2-41, 4-9	390868	2-23	44078	2-13
374268	2-19, 4-11	390892	2-25	44906	2-45, 3-17
374273	4-9, 4-11	390893	2-25	44961	2-19, 2-47
374299	2-17, 2-21	390895	2-25	45272	3-25, 3-29
374346	2-21, 4-19	391259	4-18, 4-19		
375018	2-19	391261	4-18, 4-19		
375176	4-7	391262	4-18, 4-19		
375210	2-3, 2-4	391263	4-18		
377324	2-13	391264	4-18, 4-19		
377411	2-25, 2-33	391265	4-18, 4-19		

CROSS REFERENCE

Part Number	Page Number	Part Number	Page Number	Part Number	Page Number
45283	3-25, 3-29	65634	4-14	81731	2-39
45365-1	3-36	65665	2-13	81733	2-41
45405	2-15	65724	4-15	81734	2-37
45962	3-21, 3-31	65726	4-17	81735	2-39
46390	2-39	65727	4-17	81736	2-37
46800	2-41, 2-53	65740	3-34, 4-15	81739	2-39
46820	2-11	65742	2-55	81740	2-3, 2-37
47080	3-9, 3-13	65954	4-12, 4-14, 4-15	81747	2-35
49145	2-31	65958	4-14, 4-15	81748	2-3, 2-35
49225	2-17, 2-21	65959	4-14, 4-15, 4-16,	81750	3-17
49266	2-7, 2-19, 2-53		4-17	81759	2-37
49609	2-29, 2-37	66185	3-23	81769	2-41
49697	2-53, 3-3	67767	2-9, 2-21	81775	2-39
51109	2-33	68106	3-13	81776	2-41
51225-1	3-3	68275	2-9	81779	2-7
54345	2-7	69461	3-33	81780	2-41
54396	2-9	72114	3-25, 3-27, 3-29	81783	2-45, 3-17
54400	2-43, 3-15	72763	3-5	81784	2-45, 3-17
54660	3-23	72970	3-42	81785	3-15
54745	2-33	73370	3-5	81786	2-45
55094	3-23	74455	2-9, 2-19, 2-29	81791	2-35
55272	3-25, 3-29, 3-36	75575	2-23, 2-37	81794	2-37
55845	2-33	75934	2-33	81795	2-43
56094	2-7	76062	2-15	81796	2-41, 2-43
56799	3-35	76438	3-3	81797	2-35
57164	2-13, 2-15	76570	2-43, 3-15, 3-19	81798	2-41
57167	2-13	76955	2-9	81803	2-53
57751	2-13, 2-15, 3-25,	78553	2-13	81816	2-49
	3-27, 3-29, 3-36	80042	2-5, 3-17	81818	2-39
57803	3-25, 3-27, 3-29,	80127	2-45, 3-17	81819	2-41
	3-36	80299	3-5	81822	2-45, 3-17
58078	3-23	80317	3-3	81828	2-3, 2-4, 2-47
58494	3-7, 3-11	80318	3-3	81830	2-3, 2-4, 2-47
58518	3-25, 3-29	80395	2-43, 3-15	81835	2-47
58519	3-25, 3-29	81509	3-27, 3-29	81838	2-3, 2-4, 2-47
58520	3-25, 3-29	81569	2-29	81842	2-47
59633	2-35	81580	2-7	81843	2-47
59962	3-5	81581	2-7	81844	2-47
59965	3-27, 3-29	81582	2-7	81845	2-47
60386	4-3, 4-5	81601	2-7	81848	2-47
61297	4-3, 4-5	81672	2-33	81855	2-7
61298	4-3	81681	2-31	81860	2-51
61300	4-3, 4-5	81682	2-31	81870	2-51
613787	3-43	81685	2-23	81874	2-9
61837	4-14, 4-15	81697	2-49	81875	2-47
62595-16	2-7, 2-15	81705	2-41	81876	2-47
63740	2-55, 3-21	81710	2-41	81884	2-39
64153	3-5	81711	2-41	81888	2-5
64425	3-3	81713	2-41	81889	2-53
65441	3-3	81715	2-3, 2-35	81890	2-47
65540	3-34, 4-14	81716	2-35	81891	2-47
65613	4-16	81717	2-35	81894	2-41
65614	4-16, 4-17	81719	2-35	81896	2-41
65616	4-16, 4-17	81721	2-7	81899	2-3, 2-41
65618	4-16	81722	2-35	81902	2-9
65619	4-16, 4-17	81723	2-35	81910	2-9
65620	4-14, 4-15, 4-16,	81725	2-3, 2-35	81911	2-51
	4-17	81726	2-3, 2-35	81913	2-37
65630	4-12, 4-13, 4-16,	81727	2-3, 2-35	81917	2-47
	4-17	81728	2-35	81918	2-35
65632	4-14, 4-15	81729	2-39	81919	2-45, 3-17

CROSS REFERENCE

Part Number	Page Number	Part Number	Page Number	Part Number	Page Number
81922	2-53	83172	2-13	83415	2-55, 3-31
81924	2-66	83188	3-39	83417	2-55
81929	3-7, 3-11	83189	2-3, 2-4, 2-39	83420	2-3, 2-4, 2-23
81930	2-19	83194	3-33	83425	2-37
81932	2-15, 3-39	83199	3-3	83426	2-53
81940	2-41, 4-8	83203	3-36	83427	2-53
81941	2-19, 4-10	83209	3-25	83433	3-37
81942	2-29	83221	3-42	83435	3-35
81946	3-25, 3-27, 3-29	83251	2-19	83439	2-53
81955	2-43, 3-15	83253	3-27	83442	2-19
81956	2-43	83254	3-27, 3-29	83446	2-19
81959	2-43	83256	3-31	83447	2-51
81963	2-49	83265	3-27, 3-29	83518	2-67
81965	2-3, 2-4, 2-53	83267	3-32	83520	2-67
81966	2-3, 2-4, 2-53	83268	3-7, 3-11	83528	2-13
81989	2-29	83269	2-3, 3-7, 3-11	83530	3-25, 3-27, 3-29
81995	2-9	83273	3-7, 3-11	83531	3-25, 3-27, 3-29
81997	3-35	83277	3-7	83542	2-53
82839	2-7, 2-29	83278	3-7, 3-11	86240	2-27
83030	2-5	83279	3-7, 3-11	86430	3-7, 3-11
83031	2-5	83282	3-7, 3-11	86860	3-3
83033	2-31	83285	3-5	87242	2-45, 3-17
83036	2-19	83286	3-5	87299	2-47
83038	2-3, 2-4, 2-47	83287	3-5	87308	2-7, 2-47, 3-7, 3-11
83039	2-3, 2-4, 2-53	83288	3-5	87319	2-15
83041	2-23	83289	2-3, 3-5	87435	2-55, 3-7, 3-11, 3-21
83043	2-19	83296	3-5	87725	2-29
83044	2-17	83298	3-5	87816	3-3
83050	2-3, 2-19	83309	3-5	9000845	3-25, 3-29
83051	2-19	83313	3-3	9000879	3-25, 3-29
83052	2-19	83315	3-3	9001054	3-34
83053	2-3, 2-19	83318	3-3	9001055	3-34
83059	2-19	83324	3-3	9003353	3-9
83069	2-19	83325	3-3	9003354	2-15
83070	2-17	83332	3-3	9003357	3-13
83081	2-19	83335	3-3	9005082	2-9
83091	2-19	83338	3-3	9007131	3-27, 3-29
83094	2-19	83341	3-3	97031	2-33
83095	2-19	83342	3-3		
83097	2-17, 2-21	83347	3-3		
83099	2-19	83348	3-3		
83112	2-11	83358	3-21		
83113	2-11	83361	3-19		
83115	2-3, 2-4, 2-53	83362	3-19		
83116	3-35	83363	3-19		
83117	2-3, 2-35	83364	2-9		
83119	2-3, 2-35	83365	3-19, 3-21		
83122	2-9, 3-43	83370	3-19		
83123	2-49	83371	3-19		
83124	2-9	83375	3-19		
83134	2-23	83376	3-19		
83136	2-23	83377	3-19		
83137	2-23	83380	3-23		
83138	2-23	83381	3-19		
83139	2-23	83382	3-19		
83149	2-33	83384	2-53		
83154	2-7	83389	3-29		
83155	2-7	83395	3-42		
83157	2-7	83399	2-19		
83159	3-25, 3-29	83411	2-55		
83165	2-49	83414	2-55		

PART DESCRIPTION TO PAGE NUMBER CROSS REFERENCE LIST

A

A.C.Cord Set W/Plug, 4-14, 4-15
 A.C.Cordset W/Plug, 4-16, 4-17
 A.C.Strain Relief, 4-12, 4-13, 4-14, 4-15,
 4-16, 4-17
 Alarm Assy, Backup, 12-48vdc
 82-102dba, 3-27, 3-29
 Alarm Assy, Backup, 12/48vdc, 3-27, 3-29
 Alarm Kit, Backup / A/V, Ci [6100], 3-29
 Alarm Kit, Backup, 36V, 6100, 3-27
 Ammeter, 4-16, 4-17
 Angle, Brace, 2-13
 Angle, 2-43, 3-15
 Arm Wldt, Brake Ext, 2-23
 Arm Wldt, Brake, 2-25, 2-27
 Arm Wldt, Lift Lh, 3-3
 Arm Wldt, Lift Rh, 3-3
 Arm, Brake, Lift, Lh, 2-23
 Arm, Brake, Lift, Rh, 2-23
 Arm, Link, Brake, Lh, 2-25, 2-27
 Arm, Link, Brake, Rh, 2-25, 2-27
 Armature, Assy, 250mm, 4-18
 Armature, Motor, 250mm, 4-19
 Armature, 4-3, 4-5
 Axle, Wheel, Front, 2-19

B

Bag, Vac Wand (10 Bags), 2-3, 3-7, 3-11
 Balljoint, 2-29
 Bar, Batt.Stop, 3-23
 Battery Kit, 36V 220Ah Dry, 3-31
 Battery Kit, Rollout, 6100, 3-19
 Battery Pack Kit, Rollout, 6100, 3-21
 Battery, 6V, Moist/Dry, 3-31
 Battery, 6V, Wet, 3-21
 Battery, 6V, Wet, 2-55
 Bearing Assy, 2.33d 1.25b Cup/Cone,
 2-17, 2-21
 Bearing Assy, Front Wheel, 2-19
 Bearing Assy, Rear Wheel, 2-31
 Bearing Assy, Vac Fan, 2-3, 2-47
 Bearing Kit, Ci, Front Drive Wheel, 2-17,
 2-21
 Bearing Kit, Motor, Ele, 4-9, 4-11
 Bearing, Ball, 0.47b 1.26d 0.39w, 2-3, 2-4
 Bearing, Ball, 0.79b 1.85d 0.55w, 2-39
 Bearing, Ball, 2-3, 2-19, 2-31, 2-41, 2-47
 Bearing, Cam Follower, 3-19
 Bearing, Fiberglide, 3-3
 Bearing, Flange, 2-11, 2-45, 3-3, 3-5,
 3-17, 3-23
 Bearing, Gearbox Side [Amer], 4-19
 Bearing, Gearbox Side, 4-18
 Bearing, Motor Side, 4-18, 4-19
 Bearing, Motor, Ele [Magnetek], 4-6, 4-8,
 4-10
 Bearing, Needle, 2-17, 2-21
 Bearing, Steering, 4-19
 Bearing, Thrust 0.50B 0.87D 0.06W, 3-3

Bearing, Thrust, 0.53B 1.00D 0.03W, 2-35
 Bearing, 2-35, 4-3, 4-5
 Belt, 3V, 2-3, 2-41
 Belt, Seat, 3-32
 Belt, Synchronous, 25mm 05p 500l [Gt],
 2-3
 Belt, Timing, 5Mm X 25Mm X 100, 2-19
 Belt, V 3L520, 2-3, 2-47
 Belt, V, [3l] 33.9l, 2-4
 Belt, V, [3l] 50.0l, 2-4
 Belt, V, [3v] 32.9l, 2-3
 Belt, V, 3l 52.0l, 2-3
 Block, Stop, Batt Cart Lock, 3-23
 Bolt, Carriage, .38-16 X 1.25, 2-41
 Bolt, Shld, .31d X 1.00, .25-20, 2-33
 Boot, Circuitbreaker, 2-13, 2-15, 3-25,
 3-27, 3-29, 3-36
 Boot, Terminal, 3-21, 3-31
 Boot, 2-13, 2-15, 2-55, 3-21, 3-25, 3-27,
 3-29
 Box Assy, Vac Wand, 3-7, 3-11
 Box Assy, Vacuum W/Label, 2-49
 Box, Elec, Connection, 4-19
 Brace, Battery Case, 3-19
 Brace, Seat Support, 2-9
 Bracket Kit, Alarm, Backup, 3-27, 3-29
 Bracket Wldt, Flap, Front, 2-37
 Bracket Wldt, Roller, Battery, 3-19
 Bracket Wldt, Sidebrush, 2-45, 3-17
 Bracket, Adapter, Switch, 3-27, 3-29
 Bracket, Battery Brace, 2-55
 Bracket, Brake, Complete, 4-19
 Bracket, Brake, Pivot, 2-25, 2-27
 Bracket, Brush Arm, 2-39
 Bracket, Channel, Mtg, Brake, 2-33
 Bracket, Fan End, 4-3, 4-5
 Bracket, Fl Light & B/U Alarm, 3-25, 3-27,
 3-29
 Bracket, Keeper, 3-3
 Bracket, Latch, Hopper, 2-53
 Bracket, Latch, 2-49
 Bracket, Lip, Hopper, 2-51
 Bracket, Mounting, Motor, 2-47
 Bracket, Mtg, Fire Extinguisher, 3-42
 Bracket, Mtg, Switch, 3-27, 3-29
 Bracket, Skirt, Front, 2-37
 Bracket, Stop, Battery Case, 3-19, 3-23
 Bracket, Support, Brace, 3-19
 Bracket, Support, Recirc, 2-35
 Bracket, Thermal Sensor, 2-49
 Brake Assy, Parking [6100], 2-33
 Brake Kit, Disc, 2-3, 2-23
 Brake, Band [Amer], 4-19
 Bridge Rectifier Kit, 4-14, 4-15
 Brkt, Frame, 3-5
 Brush Arm Wldt, 2-41
 Brush Door Wldt, 2-39
 Brush Kit, Carbon [2 pcs], 4-19
 Brush Kit, Carbon [4 pcs], 4-19
 Brush Kit, Cover [Amer], 4-19
 Brush Kit, Motor [Amer], 4-19

Brush Kit, Motor, Ele, 4-20, 4-21
 Brush Kit, Motor, 3-7, 3-11
 Brush Mechanism, 4-3, 4-5
 Brush, Carbon [1 pc], 4-19
 Brush, Disk, Swp, H.D. Polypropylene, 2-5
 Brush, Disk, Swp, Polypropylene, 2-5
 Brush, Motor, Ele, Amer [1 pc], 4-19
 Brush, Side, 3-17
 Brush, Swp, Natural Fiber, 2-5
 Brush, Swp, Polypropylene, 2-5
 Brush&Spring Assy Se, 2-45, 3-17
 Brushholder, 2-45, 3-17
 Bulb, 3-25, 3-29
 Bumper Wldt, V-Mop, 3-3
 Bumper, Rubber, 2-49, 3-19
 Bumper, Rubr. 2.50Diax 1.00, 3-19, 3-23
 Bushing, Flng, 0.44b 1.25d 0.25l, 2-33
 Button, Plug, 2-7, 2-9, 2-13, 2-49

C

Cable, Battery, 2-55, 3-21
 Cable, Sidebrush Lift Lh, 3-15
 Cable, Sidebrush Lift Rh, 2-43
 Cable, Sidebrush, 2-45, 3-17
 Caliper, Brake 6.5 - 8.0 Dia, 2-23
 Caliper, Brake, 4-18
 Cam, Squeegee, 3-5
 Cap Wldt, Roller Shaft, 3-23
 Cap, Battery, 2-55
 Cap, Brush Holder, Motor, Ele[Magnetek],
 4-6, 4-7, 4-8, 4-9, 4-10, 4-11
 Cap, Brush, 2-45, 3-17
 Capasitor 15Mfd, 4-17
 Case Wldt, Battery, Roll-Out, 3-19, 3-21
 Caster, Battery, Cart, 3-23
 Caster, 3-23
 Catch, Draw Pull, 2-53
 Chain, Link, 2-35
 Chain, O-Ring, Rlr, #40 X 56 P, 2-19
 Chain, Roller #35, .375 Pitch, 2-11
 Chain, Roller, #40, 056 Pitches, O-Ring,
 2-3
 Channel Wldt, Bumper, 3-19
 Channel Wldt, Lift Lh, 3-3
 Channel Wldt, Lift Rh, 3-3
 Channel Wldt, Mtg, Spring, 2-33
 Channel, Brake [6100], 2-27
 Channel, Brake, Link, Upper (Replaced by
 377411), 2-23
 Channel, Mtg, Sidebrush, 2-45, 3-17
 Channel, Roller, Battery Case, 3-19
 Charger 36V/20A/60Hz/1Ph/115V, 4-12
 Charger 36V/30A/60Hz/1Ph/115V, 4-13
 Charger Kit, 36vdc 021a, 1ph, Domestic, Ci,
 3-34
 Charger Kit, 36vdc, Ci[Export/Euro/Asia],
 3-34
 Charger, 36V, 20A, 50Hz/1Ph/230V (See
 Breakdowns), 3-34

CROSS REFERENCE

Charger, 36V, 20A, 50Hz/1Ph/245V (See Breakdowns), 3-34
Charger, 36V, 30A, 50Hz/1Ph/230V (See Breakdowns), 3-34
Charger, 36V, 30A, 50Hz/1Ph/245V (See Breakdowns), 3-34
Charger, 36V/20A 50H/ Ph 230V, 4-14
Charger, 36V/20A 50H/1Ph 245V, 4-15
Charger, 36V/20A/60Hz/1Ph/115V (See Breakdowns), 3-34
Charger, 36V/30A 50H/1Ph 230V, 4-16
Charger, 36V/30A 50H/1Ph 245V, 4-17
Charger, 36V/30A/60Hz/1Ph/115V (See Breakdowns), 3-34
Charger, 36vdc 21a 85-265vac 1ph 45/65h, 3-34
Charger, 36vdc 21a 85-265vac 1ph 45/65hz, 3-34
Circuit Breaker 15A, 4-12
Circuit Breaker 20A/AC, 4-13
Circuit Breaker, 4-12, 4-14, 4-15, 4-16, 4-17
Circuitbreaker Kit, 20a, Replmt, Ci, 3-9
Circuitbreaker Kit, 25a, Replmt, Ci, 2-15
Circuitbreaker Kit, 40a, Replmt, Ci, 3-13
Circuitbreaker, 15.0a, Resetable, 3-36
Circuitbreaker, 10a, Resetable, 2-13, 2-15
Circuitbreaker, 10A, 2-13, 2-15
Circuitbreaker, 15a, Resetable, 3-25, 3-27, 3-29, 3-36
Circuitbreaker, 15A, 3-25, 3-27, 3-29
Circuitbreaker, 2.5a, Resetable, 2-13
Circuitbreaker, 20.0a, Resetable, 3-9
Circuitbreaker, 25.0a, Resetable, 2-15, 3-9
Circuitbreaker, 40.0a, Resetable, 3-13
Circuitbreaker, 50.0a, 3-13
Circuitbreaker, 5A, 2-13
Clamp, Cable, Stl, 0.56d X 0.38w, 1h, 2-21
Clamp, Cable, Stl, 0.69d X 0.62w, 1h, 2-21
Clamp, Cable, 2-7, 2-9, 2-13, 2-15, 2-19
Clamp, Strap, 2-7
Clamp, 4-3
Clip, 2-45, 3-17
Comm. Bracket, 4-3, 4-5
Condenser, 4-14, 4-15
Condensor 12.5Mfd, 4-16
Connector, 2 Conductor, 4-3, 4-5
Connector, Battery, 6ga 50a, Gray[2cont], 2-55, 3-21, 4-12, 4-13, 4-14, 4-15, 4-16, 4-17
Connector, Fem, 2cav [Mp630 Sealed], 4-6, 4-7, 4-8, 4-9, 4-10, 4-11, 4-20, 4-21
Console, Instrument, Ev, 2-13
Contact, Switch, 2-13
Contactor, 36vdc, 100a, Sp N/O, 3-9, 3-13
Contactor, 2-15
Control Assy, 4-14, 4-15, 4-16, 4-17
Control Circuit 36V/30A, 4-13

Control Circuit, 4-12
Control Transformer, 4-14, 4-15, 4-16, 4-17
Controller Kit, Heavy Duty, 3-39
Controller, Motor, 36vdc 60a [Curt 1203], 2-15
Controller, Motor, 36vdc 90a [Curt 1235], 2-15
Controller, Propel, 36Vdc, 90 Amp, 3-39
Cord Assy A.C., 4-12, 4-13
Cord Assy D.C., 4-12, 4-13
Cord Assy, Motor, 2-19
Cord, Ele, Chgr [European], 3-34
Cord, Ele, Chgr [Onboard], 3-34
Coupling, Vac Wand, 3-5
Coupling, Vac-Wand, 3-5
Cover, Cooling Fan, 3-7, 3-11
Cover, Elec, Connection, 4-19
Cuff, Hose, 3-5

D

D.C.Cord Set Wo/Plug, 4-14, 4-15
D.C.Cordset W/Plug, 4-16, 4-17
D.C.Strain Relief, 4-12, 4-13, 4-14, 4-15, 4-16, 4-17
Diode, Electric Plug, 2-66, 3-9, 3-13
Diode, 4-16, 4-17
Disc Wldt, Brake 8.0 Dia X .18, 2-19
Disc, 4-3
Dolly, Battery Kit, 3-23
Door Wldt, Vac Wand, 3-7, 3-11
Duct, Pvc, 0.40 X 0.75 0.40l, 2-21
Duct, Vinyl, 3-25, 3-27, 3-29

E

Extinguisher Kit, 6100, 3-42
Extinguisher, Fire, 3-42

F

Fan Assy, Vacuum (See Breakdowns) (Replaced by 9004054), 3-7, 3-11
Fan Assy, Vacuum (See Breakdowns), 3-7, 3-11
Fan, Vacuum, 5.7d, 036vdc, 3 Stage, 3-7, 3-11
Fan, Vacuum, 4-3, 4-5
Fan, 4-3, 4-5
Filter Package, Dust, Panel, 62 Pleats, 2-3, 2-4
Filter, Panl, Dust, 4.2 X 13.3 X 21.0, 2-3, 2-53
Fitting, Grease, Str Pm04 .47l, 2-21
Fitting, Grease, 2-17
Flap, Strainrelief, 2-21
Floor Lock, 3-23
Frame Wldt, Mtg, Roller, 3-23
Frame Wldt, V-Mop, 3-3
Frame, Batt Cart, 7200, 3-23
Frame, Wldt, Main, Swpr, 2-7

Fuse, A.C. 10 Amp, 4-14, 4-15
Fuse, A.C. 15 Amp, 4-16, 4-17
Fuse, D.C. 80Amp, 4-13
Fuse, 2-15

G

Gasket, Door, 3-7, 3-11
Gasket, Filter Panel, 2-53
Gasket, 2-13
Gauge Kit, Hourmeter, F/31988 [10k], 2-13
Gauge, Discharge, Battery, 36vdc, Led, 2-13
Gauge, Hourmeter, 12-60vdc, Analog [10k], 2-13
Gearbox, Wheel, 250mm, 36vdc Band Brake (See Breakdowns), 2-21
Gearbox, Wheel, 250mm, 36vdc Band Brake, 4-19
Gearbox, Wheel, Front, 250mm (See Breakdowns) (Replaced by 391462), 2-21
Gearbox, Wheel, Front, 250mm, 4-18
Grip, Handle, Round, 3-23
Grip, Handle, 3-23
Grommet, Rbr, 0.89id, F/ 1.2h, .14matl, 2-29
Grommet, Rubber, 2-7, 2-49, 3-9, 3-13, 3-25, 3-29
Grommet, Nylon, .75ld, 1.00Dmtg, 3-23
Guard Wldt, Light, Revl/Fish, 3-25, 3-29
Guard, Chain, 2-19
Guard, Fan Sheave, 2-47
Guard, Sidebrush, 2-45, 3-17

H

Handel Wldt, Batt Cart, 3-23
Handle Wldt, 2-41
Handle, Hopper, (Painted), 2-51
Handle, 2-43
Harness, Cable, Battery, Main, 2-55
Harness, Cable, Battery, 2-55, 3-21
Harness, Main [6100], 2-66
Harness, Pedal, 2-29
Harness, Shaker, 2-53
Harness, Wire, Controller, 2-15, 3-39
Harness, Wire, Main 6100 Std, 2-66
Harness, Wire, Traction Motor, 2-21
Harness, Wire, Vac Wand, 3-7, 3-11
Harness, Wire, Warning/Backup, 3-25, 3-27, 3-29
Hinge, Seat Support, 2-9
Hinge, 2-7, 3-7, 3-11
Holder, Fuse Ac, 4-14, 4-15, 4-16, 4-17
Hopper, Rear, 2-51
Horn, 2-7
Hose, Flex, 2-3, 3-5
Housing Assy, Bearing, 2-11
Housing Wldt, Bearing, Wheel, 2-19
Housing Wldt, V-Mop, 3-3

Housing Wldt, Wheel, Front, 2-17
 Housing Wldt, Wheel, Rear, 2-31
 Housing, Bearing, 2-3, 2-47
 Housing, Belt, Front, Machinin, 2-19
 Housing, Brg, Vacfan, 2-3, 2-4
 Housing, 4-3, 4-5

I

Impeller, 9.06 D X 0.375 B, 2-47
 Instr, Mach, Use And Care [6100], 2-9, 3-43
 Instr, Mach, Wall Chart [6100], 3-43
 Insulation, Acoustic, 2-47
 Insulator, Panel & Switchboard, 2-15

J

Joint, U, 0.75id, 2-11

K

Key, Ignition Switch, 2-13
 Key, Sq, 0.19 X 0.19, 1.00l, 4-6, 4-7, 4-20, 4-21
 Key, Sq, 0.19 X 0.19, 1.50l, 4-8, 4-9, 4-10, 4-11
 Key, Square, 2-11, 2-19, 2-41, 2-47
 Key, Woodruff, 0.19 0.75 [Asa0606], 2-19
 Key, Woodruff, 2-11
 Kit, Bearing, Motor, Ele [Magnetek], 4-6, 4-8, 4-10
 Kit, Bearing, Motor, Ele, Hd [F/375175], 4-7
 Kit, Brush, Cover, 4-18
 Kit, Brush, Motor, Ele [Magnetek], 4-6, 4-7, 4-8, 4-9, 4-10, 4-11
 Kit, Brush, Motor, 4-18
 Kit, Ci, Tire, Non Marking, 3-38
 Kit, Door, Brush, 2-7
 Kit, Maint, 800hr [6100 E], 2-4
 Kit, Perf, Sweeper, [6100e], 2-3
 Kit, Replmt, Bearing, Vacuum Fan, [6100], 2-3, 2-4
 Kit, Replmt, Knob Assy, [6100], 2-3, 2-4
 Kit, Replmt, Stator Assy, Brake, Disc, 2-3, 2-4
 Kit, Seal, Hppr [6100], 2-4
 Kit, Skirt, [6200], 2-4
 Kit, Tire, Non Marking, 3-37
 Knob Assy, 2-3, 2-39
 Knob, 2.38D .88H M6 Insert, 3-19
 Knob, M8X1.25 Insert, 2-39
 Knob, Round, Press On .50, 2-41, 2-43
 Knob, 3-3

L

Label Set, Oper. 6100 Ev, 2-67
 Label Set, Info&Hzd 6100, 2-67
 Lamp, Bulb, Strobe, 3-25, 3-29

Latch, Door, 3-3
 Latch, 2-7
 Lens, Blue, Option, F/ Revl / Flsh Light, 3-25, 3-29
 Lens, Lamp, Amb, Strobe/Flasher, 3-25, 3-29
 Lens, Red, Option, F/ Revl / Flsh Light, 3-25, 3-29
 Lens, Flashing Lite Fr207 Amber, 3-25, 3-29
 Lens, Flashing Lite Fr207 Blue, 3-25, 3-29
 Lens, Flashing Lite Fr207 Red, 3-25, 3-29
 Lever, Accelerator, 2-29
 Lever, Recirc Adj, 2-35
 Light Assy Head/Clr 36V-. A, 3-36
 Light Kit, Flsh Lrc 36V, 3-25
 Light, Flsh, Amber, 36V, Rework, 3-25, 3-29
 Link, Brake, Flt Rep.by392968, 2-25
 Link, Brake, Upper (Replaced by 377411), 2-23
 Link, Brake, Upper, 2-27
 Link, Brake, 2-23, 2-27
 Link, Brush Arm, 2-41
 Link, Chain, 2-11, 2-19
 Linkage Kit, Brake, Replmt, 2-25, 2-33
 Lintel Wldt, Rear, 2-9
 Lock Wldt, Lh, Batt Cart, 3-23
 Lock Wldt, Rh, Batt Cart, 3-23

M

Manual Pkg, 6100E Jp, 3-43
 Manual Pkg, 6100E, 3-43
 Manual, Oprtr, 6100E Es Na, 3-43
 Manual, Oprtr, 6100E Fr Na, 3-43
 Manual, Service, 6100E, 3-43
 Molding Kit, Side, 3-35
 Molding, Trim 11-14Ga 8.50, 2-7
 Molding, Trim 11-14Ga 19.0, 2-9
 Molding, Trim 11-14Ga 8.50, 2-15
 Mop, Dust, Industrial, 3-3
 Mop, Dust, 3-3
 Motor, .6 Hp, 36V, 1800 Rpm (See Breakdowns) (Replaced by 374266), 2-41
 Motor, .75 Hp, 36V, 2500Rpm (See Breakdowns) (Replaced by 374268), 2-19
 Motor, .75Hp, 36V, 2500Rpm (See Breakdowns) (Replaced by 374201), 2-47
 Motor, Ele, 36vdc 0.08hp 0068rpm 04.5a, 2-45, 3-17
 Motor, Ele, 36vdc 0.60hp 1800rpm . A, 4-8
 Motor, Ele, 36vdc 0.60hp 1800rpm (See Breakdowns) (Replaced by 1055614), 2-41
 Motor, Ele, 36vdc 0.60hp 1800rpm, 4-9
 Motor, Ele, 36vdc 0.75hp 2500rpm . A, 4-7, 4-10

Motor, Ele, 36vdc 0.75hp 2500rpm (See Breakdowns) (Replaced by 1053284), 2-47
 Motor, Ele, 36vdc 0.75hp 2500rpm (See Breakdowns), 2-19
 Motor, Ele, 36vdc 0.75hp 2500rpm, 4-11
 Motor, Ele, 36vdc 1800rpm 0.60hp, 2-41, 4-21
 Motor, Ele, 36vdc 2500rpm 0.75hp, 2-47, 4-20
 Motor, Ele, 36vdc, Rep By 374201, 4-6

N

Nozzle, Vac Wand, 3-5
 Nut Hex, Std, M03-0.5, 2-55
 Nut, Hex, Flange M06-1.00, 3-7
 Nut, Hex, Flange, M06-1.0, 2-13
 Nut, Hex, Flange, M06-1.00, 3-11
 Nut, Hex, Flange, M08-1.25, 2-7, 2-13, 3-7, 3-11, 3-25, 3-27, 3-29
 Nut, Hex, Flange, M10-1.5, 3-5
 Nut, Hex, Flexlock, .31-18, 2-55, 3-7, 3-11, 3-21
 Nut, Hex, Flexlock, .31-24, 2-47
 Nut, Hex, Jam, .31-24, 3-9, 3-13
 Nut, Hex, Lock, .25-20, NI, 2-29, 2-33, 3-19
 Nut, Hex, Lock, .25-28, NI, 2-29
 Nut, Hex, Lock, .31-18, NI, 2-23, 3-33
 Nut, Hex, Lock, .38-16, NI, 2-41
 Nut, Hex, Lock, M04-0.7, NI, 2-15, 2-49, 3-3, 3-39
 Nut, Hex, Lock, M05-0.8, NI, 2-15, 2-39, 3-9, 3-13, 3-42
 Nut, Hex, Lock, M05-0.8, NI, 3-25, 3-29
 Nut, Hex, Lock, M06 X 1.0, NI, Ss, 2-3, 2-21, 2-25, 2-27
 Nut, Hex, Lock, M06 X 1.0, NI, 2-25
 Nut, Hex, Lock, M06-1.0, NI, Ss, 2-7, 2-35, 2-37, 2-45, 3-17
 Nut, Hex, Lock, M06-1.0, NI, 2-9, 2-13, 2-23, 2-29, 2-43, 2-47, 2-49, 2-51, 2-53, 3-5, 3-23
 Nut, Hex, Lock, M08 X 1.25, NI, Ss, 2-4
 Nut, Hex, Lock, M08 X 1.25, NI, 2-29
 Nut, Hex, Lock, M08-1.25, NI, Ss, 2-37
 Nut, Hex, Lock, M08-1.25, NI, 2-11, 2-19, 2-31, 2-35, 2-37, 2-43, 2-47, 3-3, 3-5, 3-15, 3-19, 3-23, 3-37, 3-38
 Nut, Hex, Lock, M10 X 1.5, NI, 2-33
 Nut, Hex, Lock, M10-1.5, NI, 2-29, 2-37, 2-39, 2-41, 3-3, 3-5, 3-19, 3-23
 Nut, Hex, Lock, M12-1.75, NI, Ss, 2-39
 Nut, Hex, Lock, M12-1.75, NI, 2-11, 2-19, 2-31, 2-45, 3-17, 3-32
 Nut, Hex, Lock, M5 X 0.8, NI, 3-25, 3-29
 Nut, Hex, Std, 1.25-12, 2-21
 Nut, Hex, Std, .25-20, 2-15
 Nut, Hex, Std, .25-28, 2-29
 Nut, Hex, Std, .31-24, 2-15
 Nut, Hex, Std, .50-13, Lh, 2-41

CROSS REFERENCE

Nut, Hex, Std, #10-32, G2, 2-15, 3-9, 3-13
Nut, Hex, Std, M03-0.5, 2-13, 2-43
Nut, Hex, Std, M08-1.25, 3-3
Nut, Hex, Std, M10 X 1.5, 2-29
Nut, Hex, Std, M10-1.5, 3-3
Nut, Hex, Std, M12-1.75, 3-23
Nut, Hex, Thin, .38-32, 2-29
Nut, Hexslot 1.25-12, 2-17
Nut, Wheel, .44-20 X 60 Angle, 2-19, 3-37
Nut-Hx Std M10X1.25, 3-23
Nut, 4-3, 4-5

P

Pad, Pedal, Brake, 3.9 2.4 0.75t, 2-33
Pad, 2-7
Paint, Airdry, Blk, 12oz, 2-4
Paint, Airdry, Gray, 12oz [Enamel], 2-4
Paint, Airdry, Iron Gray, 12oz [Pwdr Coat], 2-4

Paint, Airdry, Off-white, 12oz, 2-4
Paint, Airdry, Teal, 12oz, Solid, 2-4
Panel Assy, Filter, 2-53
Panel Weldt, Filter, 2-53
Panel Wldt, Shaker, 2-53
Panel, Perma-Filter, 2-53
Panel, Seat Support, 2-9
Pedal Assy, Propel, 12vdc, 2-29
Pedal Kit, Propel, 12vdc, 2-29
Pedal Wldt, Brake, 2-33
Pedal Wldt, 2-37
Pedal, Accelerator, 2-29
Pedal, Brake, Lock, 2-33
Pedestal, 3-25, 3-27, 3-29
Pin Kit, Retainer, Snap Rings, 4-19
Pin, Axle, Rear, 2-31
Pin, Brake, 2-25
Pin, Clevis, .31 Dia X 1.75 Lg, 2-7
Pin, Clevis, 0.19 D X 1.00l, 2-25, 2-27
Pin, Clevis, 0.37 D X 1.50l, 2-33
Pin, Clevis, 0.37d X 2.00l, 2-33
Pin, Clevis, 0.38 D X 1.13l, 2-27
Pin, Clevis, 0.50 D X 3.75l, 2-33
Pin, Clevis, 2-23, 2-29, 2-41, 2-45, 2-53, 3-3, 3-17, 3-23
Pin, Cotter, .062 X 0.50, 2-25, 2-27
Pin, Cotter, .094 X 0.75, 2-33
Pin, Cotter, .125 X 1.00, 2-27, 2-33
Pin, Cotter, 2-23, 2-29
Pin, Dowel .250 X 1.000, 2-19
Pin, Hair Cotter, 2-45, 3-3, 3-17, 3-23
Pin, Haircotter .31D .058Wire, 2-53
Pin, Haircotter, 3-23
Pin, 2-45, 3-17
Pivot, Motor, 2-41
Plate Assy, Seat W/Label, 2-9
Plate Wldt, Cover, 2-19
Plate Wldt, Directional Control, 2-29
Plate Wldt, Swivel, 2-17, 2-21
Plate, Adapter, Wheel, 2-21
Plate, Arm Adj, 2-39

Plate, Brush Lift, 2-39
Plate, Cover, Belt, 2-19
Plate, Cover, 3-7
Plate, Door, Brush, 2-7, 2-41
Plate, Housing, Bearing, 2-47
Plate, Inlet, Fan (Painted), 2-47
Plate, Latch, 3-3
Plate, Link, Flap, 2-37
Plate, Sidebrush Lift, 2-43, 3-15
Plate, Spacer, Caster, 3-23
Plate, Swivel, Bottom, 2-21
Plate, Swivel, 2-17
Plug Wldt, 2-39
Plug, Brush Drive, Splined, 2-41
Plug, Brush, Drive, 2-39
Plug, 2-13, 3-36
Potentiometer Assy, Electronic, 2-29
Pouch, 2-9
Power Tran, 4-15
Power Transformer, 4-16, 4-17
Pulley, Cable, 1.5d, Nyl, 2-43, 3-15
Pulley, 2-41

Q

Quick Mop Kit, 6100, 3-3

R

Rail, 3-33
Rectifier Assy, 4-12, 4-13
Rectifier Scr 20A, 4-12
Relay, 36vdc, 100a, Sp N/O, 2-15
Relay, 36Vdc, 9A, Spdt, 3-27, 3-29
Retainer, Flap, 2-35
Retainer, Recirc, Flap, 2-35
Retainer, Recirculation Flap, 2-35
Retainer, Spring, 2-29
Retainer, 2-37, 2-39, 2-41
Ring, Brush Holder, 4-19
Ring, Retaining, 32Mm, 2-41
Ring, Retaining, Ext, 0.38d, [Selflock], 2-47
Ring, Snap, Motor, Ele [Magnetek], 4-6, 4-8, 4-10
Rivet, Plstc, 3-42
Rivet, Pop, 2-49, 2-53, 3-35
Rod Wldt, Vac Wand, 3-5
Rod, Propelling, 2-9
Rod, Thread, 2-29
Rod, Threaded, M6 X 1.50 Lg, 3-19
Rod, Threaded, 2-15, 3-3
Roller Assy, 24 In, Batt Cart, 3-23
Rotor, Brake, 14mm, 4-18

S

Scr Hex M12X1.75 20, 2-43, 3-15
Scr Pan M6 X 1.0 16, 2-9
Scr-Butn M12X1.75 25 Nylonlo, 2-17
Scr-Hex M 8X1.25 60 Full Thd, 3-3
Scr-Pan 12 X .50 F/Plst Pl, 2-7

Scr-Shld .375 X 1.50L .31-18, 2-23
Screen, Vac Wand, 3-7, 3-11
Screw, Set, .25 -20 X .25, 2-11
Screw, Btn, M08 X 1.25 X 25, Ss, 2-4
Screw, Btn, M12 X 1.75 X 25, 10.9 NI, 2-21
Screw, Btn, M8 X 1.25 X 35, Ss, 2-37
Screw, Flat, M06 X 1.0 X 16, 10.9, 2-25
Screw, Flat, M08-1.25X 25, Ss, 2-41
Screw, Flat, M10-1.5 X 35, 10.9, 2-37
Screw, Flt, M08 X 1.25 X 16, 10.9, 2-3
Screw, Flt, Soc, M8 X 1.25 X 25, 10.9, 2-35
Screw, Hex 6X 1.0 16 Pltd, 2-7, 2-17
Screw, Hex, .25-20 X 0.38, G5, 2-15
Screw, Hex, .25-20 X 0.50, G5, 2-15
Screw, Hex, .25-20 X 1.25, 5, 2-19
Screw, Hex, .25-20 X 1.25, G5, 2-29, 3-19
Screw, Hex, .31-18 X 0.75, G5, 2-9
Screw, Hex, .31-18 X 1.00, G5, 2-9
Screw, Hex, Fmg, M06-1.0 X 10, 2-9
Screw, Hex, Fmg, M06-1.0 X 12, 2-9, 2-19, 2-29
Screw, Hex, Fmg, M06-1.0 X 25, 2-7, 2-35, 2-47
Screw, Hex, M04-0.7 X 12, 8.8, 2-49
Screw, Hex, M05-0.8 X 12, 8.8, 3-27, 3-29, 3-42
Screw, Hex, M05-0.8 X 16, 8.8, 3-5
Screw, Hex, M05-0.8 X 12, 8.8, 2-39
Screw, Hex, M05-0.8 X 20, 3-25, 3-29
Screw, Hex, M06 1.0 X 20, 2-13
Screw, Hex, M06 X 1.0 X 12, Fmg, 2-29
Screw, Hex, M06 X 1.0 X 16, Fmg, 2-3, 2-4, 2-21
Screw, Hex, M06 X 1.0 X 16, Ss, 2-21
Screw, Hex, M06 X 1.0 X 20, Ss, 2-25, 2-27
Screw, Hex, M06 X 1.0 X 25, Fmg, 2-3, 2-21
Screw, Hex, M06-1.0 X 12, 8.8, 2-7
Screw, Hex, M06-1.0 X 12, Ss, 2-47
Screw, Hex, M06-1.0 X 16, 8.8, 2-9, 2-49, 3-7
Screw, Hex, M06-1.0 X 16, Ss, 3-17
Screw, Hex, M06-1.0 X 20, 8.8, 2-9, 3-5
Screw, Hex, M06-1.0 X 20, Ss, 2-51
Screw, Hex, M06-1.0 X 25, 8.8, 2-43
Screw, Hex, M06-1.0 X 30, 8.8, 3-7, 3-11
Screw, Hex, M06-1.0 X 40, 8.8, 3-23
Screw, Hex, M06-1.0 X 100, Ss, 3-7, 3-11
Screw, Hex, M06-1.0 X 12, 2-47
Screw, Hex, M06-1.0 X 16, 8.8, 2-47, 2-55, 3-11
Screw, Hex, M06-1.0 X 16, Ss, 2-45
Screw, Hex, M06-1.0 X 20, 8.8, 2-23, 2-41, 2-53, 3-7
Screw, Hex, M06-1.0 X 25, 8.8, 2-23, 2-29
Screw, Hex, M06-1.0 X 30, 8.8, 2-53
Screw, Hex, M06-1.00 X 12, 3-7, 3-11
Screw, Hex, M08 X 1.25 X 55, Ss, 2-21

- Screw, Hex, M08 X 1.25 X 60, Ss, 2-25
 Screw, Hex, M08-1.25 X 16, 8.8, 2-7, 2-13, 2-19, 3-25, 3-27, 3-29
 Screw, Hex, M08-1.25 X 16, Ss, 3-23
 Screw, Hex, M08-1.25 X 20, 8.8, 2-7, 2-19, 2-37, 2-41, 2-47, 3-19
 Screw, Hex, M08-1.25 X 25, 8.8, 2-19, 2-31, 2-39, 2-43, 3-37, 3-38
 Screw, Hex, M08-1.25 X 25, Ss, 2-19, 3-23
 Screw, Hex, M08-1.25 X 30, 8.8, 2-43, 3-15, 3-19
 Screw, Hex, M08-1.25 X 40, 8.8, 2-51
 Screw, Hex, M08-1.25 X 45, 8.8, 3-15
 Screw, Hex, M08-1.25 X 50, 8.8, 2-47, 3-5
 Screw, Hex, M08-1.25 X 70, 8.8, 2-51
 Screw, Hex, M08-1.25 X 80, 8.8, 2-35
 Screw, Hex, M08-1.25 X150, 8.8, 2-37
 Screw, Hex, M10 X 1.5 X 35, 8.8, 2-29
 Screw, Hex, M10 X 1.5 X 45, 8.8, 2-21
 Screw, Hex, M10 X 1.5 X 30, 8.8, 2-33
 Screw, Hex, M10-1.5 X 20, 8.8, 3-19
 Screw, Hex, M10-1.5 X 25, 8.8, 3-3, 3-5, 3-7, 3-11, 3-23
 Screw, Hex, M10-1.5 X 30, 8.8, 3-23
 Screw, Hex, M10-1.5 X 35, 8.8, 3-19
 Screw, Hex, M10-1.5 X 45, 8.8, 3-5
 Screw, Hex, M10-1.5 X 90, Fl, 3-3
 Screw, Hex, M10-1.5 X 30, 8.8, 2-11, 2-41
 Screw, Hex, M10-1.5 X 60, 8.8, 2-29, 2-39
 Screw, Hex, M12-1.75 X 25, 8.8, 2-45, 3-17, 3-32
 Screw, Hex, M12-1.75 X 30, 8.8, 2-17
 Screw, Hex, M12-1.75 X 50, Fl, 3-23
 Screw, Hex, M12-1.75 X 60, 8.8, 2-45, 3-17
 Screw, Hex, M12-1.75 X120, 8.8, 2-39
 Screw, Hex, M5 X 0.8 X 10, Fmg, 2-33
 Screw, Hex, M5 X 0.8 X 16, Fmg, 2-33
 Screw, Hex, M6 X 1.0 X 20, 8.8, NI, 2-33
 Screw, Hex, M6 X 1.0 X 40, Ss, 2-27
 Screw, Hex, M6 X 1.00 X 110mm, Ss, 3-7, 3-11
 Screw, Hex, M6 X 1.00 X 16, Fmg, 2-35
 Screw, Hex, M6 X 1.00 X 25, Fmg, 2-29
 Screw, Hex, M8 X 1.25 X 60, 8.8, 2-27
 Screw, Pan, .31-18 X 0.75, G1, 3-33
 Screw, Pan, #08-32 X 0.50, G1, 2-15
 Screw, Pan, #08-32 X 0.88, G1, 3-9, 3-13
 Screw, Pan, #12- X 0.50, 2-13
 Screw, Pan, M03-0.5 X 12, 4.8, 2-13
 Screw, Pan, M03-0.5 X 25, 4.8, 2-43
 Screw, Pan, M03-0.5 X 30, 4.8, 2-55
 Screw, Pan, M04 X 0.7 X 20, Ss, 3-3
 Screw, Pan, M04-0.7 X 16, 4.8, 3-39
 Screw, Pan, M04-0.7 X 10, Ss, 2-53, 3-3
 Screw, Pan, M04-0.7 X 16, 4.8, 2-15
 Screw, Pan, M05-0.8 X 16, 4.8, 3-9, 3-13
 Screw, Pan, M05-0.8 X 16, 4.8, 2-15
 Screw, Pan, M06-1.0 X 20, 4.8, 2-13
 Screw, Pan, M06-1.0 X 12, Ss, 2-7
 Screw, Pan, M08-1.25X 20, 4.8, 2-11
 Screw, Pan, M5 X 0.8 X 6, 4.8, 3-27, 3-29
 Screw, Pan, M5 X 0.8 X 20, 4.8, 3-25, 3-27, 3-29
 Screw, Pan, Phl, M6 X 1.00 X 20, 4.8, 2-35
 Screw, Set, .25-20 X 0.31, Soc, 2-19
 Screw, Set, .25-20 X 0.31, Soc, 2-19
 Screw, Set, .31-18 X 0.38, NI, 2-11
 Screw, Set, #10-32 X 0.38,, 3-3
 Screw, Set, M06-1.0 X 8, NI, 2-47
 Screw, Set, M06-1.0 X 16, 45H, 2-47
 Screw, Set, M06-1.0 X 8, NI, 2-41
 Screw, Soc, M08 X 1.25 X 16, 12.9, 2-29
 Screw, Soc, M08-1.25 X 16, Al, 2-37
 Screw, Wheel Mount, 4-19
 Screw, 4-3
 Seal Kit, Hopper, 6100, 2-3
 Seal Kit, Hopper, 2-53
 Seal, Afmkt, Rbr, Clsd, Adh, 03ft, 2-9
 Seal, Bulb .38 X .75 X 22.62Lg, 2-3, 2-53
 Seal, Bulb .50 X .50 X 9.19Lg, 2-3, 2-53
 Seal, Bulb, .50th, .50w X 09.19l, 2-4
 Seal, Bulb, Str, .38th, 0.75w X 22.6l, 2-4
 Seal, Bulb, Str, 0.76h .93w 23.5l Adh, 2-4
 Seal, Fan, 4-3, 4-5
 Seal, Foam Rbr, .25 X .50 X 22.63, 2-37
 Seal, Foam, Extrusion 23.5, 2-3
 Seal, Foam, Extrusion 23.5, 2-53
 Seal, Rbr, Clsd, 0.375, 5.0d 2.5h, 3-7, 3-11
 Seal, Ring, 2-17, 2-21, 4-18
 Seal, Vac Fan, 2-47, 3-7, 3-11
 Seat Kit, Slides, 3-33
 Seat Kit, Std, Replmt, 2-9
 Seat, Std [Michigan, Model V-2505], 2-9
 Seatbelt Kit 6100, 3-32
 Sensor, Pedal Position, 2-29
 Shaft, Brush Drive, 2-41
 Shaft, Drive, Vacfan (Replaced by1039403), 2-47
 Shaft, Drive, Vacfan, .66d 03.4l, 2-47
 Shaft, Drive, Vacfan, 2-3, 2-4
 Shaft, Fan, 2-3
 Shaft, Intermediate, 2-19
 Shaft, Steering (Replaced by 391401), 2-11
 Shaft, Steering, 2-11
 Shaft, W/ Sprocket, Steering, 2-11
 Shaker Module, 36V, 2-53
 Sheave, 3L,1G,2.011Pd,0.375ld, 2-47
 Sheave, 3L,1G,3.519Pd,0.625ld, 2-47
 Sheave, 3L, 2-41
 Sheave, 2-41
 Shell, 4-3, 4-5
 Shroud, Front, 6100, 2-7
 Shroud, L.H., 2-7
 Shroud, R.H., 2-7
 Skirt Kit, 6100, 2-3, 2-35
 Skirt, Front, 2-3, 2-37
 Skirt, Recirculation, Front, 2-3
 Skirt, Recirculation, Rear, 2-3
 Skirt, Recirculation, 2-3, 2-35
 Skirt, Side, Left Hand, 2-3, 2-35
 Skirt, Side, Lh, 2-3
 Skirt, Side, Rh, 2-3
 Skirt, Side, Right Hand, 2-3, 2-35
 Skirt, Side, 2-3, 2-35
 Sleeve, .375B .50D 2.54, 2-35
 Sleeve, P/M, 0.437d 0.318b 1.06l 430ss, 2-7
 Sleeve, 2-7, 2-19, 2-23, 2-37, 2-43, 2-47, 3-5, 3-15
 Solenoid Assy, Filter Shaker,, 2-53
 Spacer, Aluminum, 4-19
 Spacer, Battery 2.0 X 2.0 X 11, 2-55, 3-31
 Spacer, Flanged, 2-37, 2-39
 Spacer, Plstc, 0.19b 0.38d 0.38l, Nyl, 3-27, 3-29
 Spacer, Spring, 3-3
 Spacer, 2-29, 2-35, 2-39, 2-55, 3-3, 3-31, 4-3, 4-5
 Spring, Cmpr, .37id X Flat Wir 1.0l, 2-33
 Spring, Die .50 ld 1.00 Od 1.25, 2-45
 Spring, Extension, 2-45, 3-3, 3-17
 Spring, Extn, 0.38od X 0.04wir, 2.3l, 2-33
 Spring, Extn, 0.50od X 0.04wir, 3.0l, 2-33
 Spring, Extn, 0.50od X 0.05wir, 8.0l, 2-21
 Spring, Extn, 0.43od 0.05wir 01.4l, 2-53
 Spring, Gas, 3-7, 3-11
 Spring, Tension, 2-19, 2-23, 2-37, 2-41, 3-5
 Spring, Torsion, 3-3
 Spring, Wir, 0.08d, Brake, Parking, 2-33
 Spring, Die .50 ld 1.00 Od 1.25, 3-17
 Spring, 4-3, 4-5
 Sprocket Wldt, Ev, 2-19
 Sprocket Wldt, Steering, Drive, 2-21
 Sprocket, #40, 10T, 2-19
 Sprocket, Steering, Drive, 2-17
 Sprocket, Steering, 2-11
 Sprocket, Timing, 23T X 25Mm, 2-19
 Sprocket, Timing, 80T X 25Mm, 2-19
 Stationary Fan, 4-3, 4-5
 Strip, Bumper, 3-35
 Strip, Control Spring, 2-29
 Strip, Link, Brush Lift, 2-41
 Strip, Retainer, Bumper, 3-35
 Strip, Retainer, 2-35
 Stud, Ball, Gas Spring, 3-7, 3-11
 Support Wldt, Recirculation, 2-35
 Support Wldt, Side Brush, 2-43
 Switch Kit, Alarm, Backup [6100], 3-27, 3-29
 Switch, Ignition, 2-13
 Switch, Pushbutton, 2-13
 Switch, Pushmom, Spst100A 12V, 2-13
 Switch, Red Stop, 4-12, 4-13
 Switch, Rocker, Spdt, 3Pos, 3-25, 3-29
 Switch, Rocker, Spdt, 3 Position, 2-13
 Switch, Rocker, 3-36
 Switch, Roller, 3-5, 3-27, 3-29
 Switch, Safety, Shutoff, 2-13
 Switch, Seat, No [Delta 6440-04], 2-9

CROSS REFERENCE

Switch, Seat, 2-9
Switch, Snap Actn, 250vdc 25a Spdt, 2-43

T

Terminal, Bullet, Mal, .157d, 12ga, 3-25, 3-29
Terminal, Fem, 10/12ga [Mp630 P2s], 4-6, 4-7, 4-8, 4-9, 4-10, 4-11, 4-20, 4-21
Terminal, Female, 4-3, 4-5
Terminal, Tab, .25 .19h .84l, 3-13
Thermostat, Spdt Switch, 2-49
Tie, Cable 1.75D Max 7.50Lg, 2-7, 2-19, 2-53
Tie, Cable 4.00 Max 14.50Lg, 2-19, 2-47
Tire & Rim Assy, 2-19
Tire Assy, Solid, 12.0 X 3.0 4.3bc 6bolt, 3-37, 3-38
Tire, Pyu, 250mm, 4-18
Tire, Solid, 250mmx90mm Gray, 4-19
Tire, Solid, 250mmx90mm Red, 4-19
Tire, Solid, Non Mark 12X3, 3-37
Transformer, Power, 4-14
Tray, Battery, 2-55
Tread, Floor, 2-7
Tread, Non-Skid, 02.2w 11.5l, 2-29
Tube, 0.25id 0.52od 03.4l, Stl, 3-7, 3-11
Tube, 0.38D 0.17B 0.4L, 2-55
Tube, Axle, 2-51
Tube, Steel .26X.50X3.16L, 3-7, 3-11
Tube, Vac Wand, 3-5

V

Vacuum Fan, 4-3, 4-5
Varistor, 4-12, 4-13, 4-16, 4-17
Video, Oprtr, Dvd [6100e], 3-43

W

Washer, .516B .90D .07Cr, 2-3
Washer, .516B .90D .07Cr, 2-47
Washer, .750B 1.5Od .53Foam, 2-19
Washer, 0.52b 0.90d .07, Stl, Pl, 2-3, 2-4
Washer, Belleville .31 Pltd, 2-19
Washer, Belleville, .25, 2-47
Washer, Belleville, .38, 2-11
Washer, Bellville .50 Pltd, 2-39
Washer, Flat, .25 Hard, 2-9, 2-35, 2-41, 2-47, 2-49, 2-51, 2-53, 3-5, 3-7, 3-11, 3-19
Washer, Flat, .25 Sae, 2-7, 2-15, 2-29, 2-55
Washer, Flat, .25 Ss, 2-45, 3-17, 3-23
Washer, Flat, .25 Std, 2-21
Washer, Flat, .31 Fender, 2-4, 2-35
Washer, Flat, .31 Hard, 2-7, 2-9, 2-13, 2-35, 2-37, 2-39, 2-41, 2-43, 2-47, 2-51, 3-5, 3-19, 3-23, 3-33, 3-42
Washer, Flat, .31 Sae, 2-11, 2-15, 2-19, 3-9, 3-13, 3-25, 3-27, 3-29, 3-37


Washer, Flat, .31 Ss, 3-21, 3-23
Washer, Flat, .38 Hard, 3-3, 3-5, 3-7, 3-11, 3-19, 3-23
Washer, Flat, .38 Sae, 2-29
Washer, Flat, .50 Hard, 2-11, 2-43, 3-15
Washer, Flat, .50 Sae, 2-19, 2-29, 2-31, 2-41, 3-32
Washer, Flat, .75 Sae, 3-23
Washer, Flat, #06, 2-55
Washer, Flat, #08, 2-49, 2-53, 3-9, 3-13
Washer, Flat, #10 Sae, 3-9, 3-13
Washer, Flat, #10, 2-13, 2-15, 2-33, 3-5, 3-9, 3-13, 3-25, 3-27, 3-29
Washer, Flat, 0.25 Fender, 2-21
Washer, Flat, 0.25 Sae, 2-27, 2-33
Washer, Flat, 0.31 Ss, 2-27
Washer, Flat, 0.321b 1.00d .12, Ss, 2-7
Washer, Flat, 0.38 Std, 2-27, 2-33
Washer, Flat, 0.50 Sae, 2-33
Washer, Flat, 1/4 Sae, 2-13
Washer, Flat, 10, 3-25, 3-29
Washer, Flat, M16, 17 X30X3Ss, 3-17
Washer, Flat, M16, 17 X30X3Ss, 2-45
Washer, Flt, .25 Sae, 2-21
Washer, Flt, .31 Ss, 2-21, 2-25
Washer, Lock, Int, .25, 2-15
Washer, Lock, Int, .31, 2-15, 3-9, 3-13
Washer, Lock, Int, #04, 2-13, 2-43
Washer, Lock, Int, #06, 2-55
Washer, Lock, Int, #08, 2-15
Washer, Lock, Int, #10, Ss, 3-27, 3-29
Washer, Lock, Int, #10, 2-15, 3-9, 3-13, 3-27, 3-29
Washer, Neo., 4-3, 4-5
Washer, Neoprene, 3-5
Washer, Thrust, 2-17, 2-21, 3-5
Washer, Wavy, Motor, Ele [Magnetek], 4-6, 4-8, 4-10
Washer, 2-17, 2-21, 2-31, 2-37, 2-41, 2-53, 3-3, 3-5, 3-19, 3-33, 3-35, 4-3
Wheel Assy, Rear, Solid, 2-31
Wheel, Bumper 3.0 Od, 2-7
Wheel, Bumper, 4 In Dia, 2-7
Wheel, Hopper, 2-51
Wheel, Steering, 2-11
Worklight Kit, 36V, 6100, 3-36




TENNANT COMPANY
 Technical Publications #15
 701 North Lilac Drive
 P.O. Box 1452
 Minneapolis, MN 55440-9947

POSTAGE WILL BE PAID BY ADDRESSEE

BUSINESS REPLY MAIL
 FIRST CLASS MAIL PERMIT NO. 94 MINNEAPOLIS, MN




NO POSTAGE
 NECESSARY
 IF MAILED
 IN THE
 UNITED STATES



Fold along dotted lines

Tape here







TENNANT COMPANY
 Technical Publications #15
 701 North Lilac Drive
 P.O. Box 1452
 Minneapolis, MN 55440-9947

POSTAGE WILL BE PAID BY ADDRESSEE

BUSINESS REPLY MAIL
 FIRST CLASS MAIL PERMIT NO. 94 MINNEAPOLIS, MN



NO POSTAGE
 NECESSARY
 IF MAILED
 IN THE
 UNITED STATES



Fold along dotted lines

Tape here

