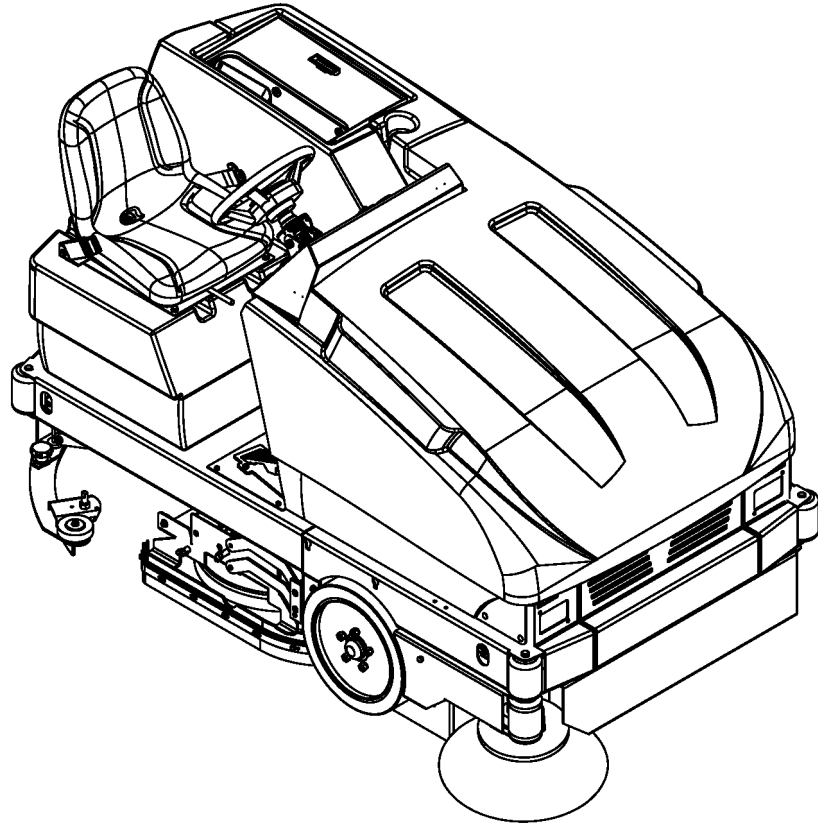


7730



PARTS LIST

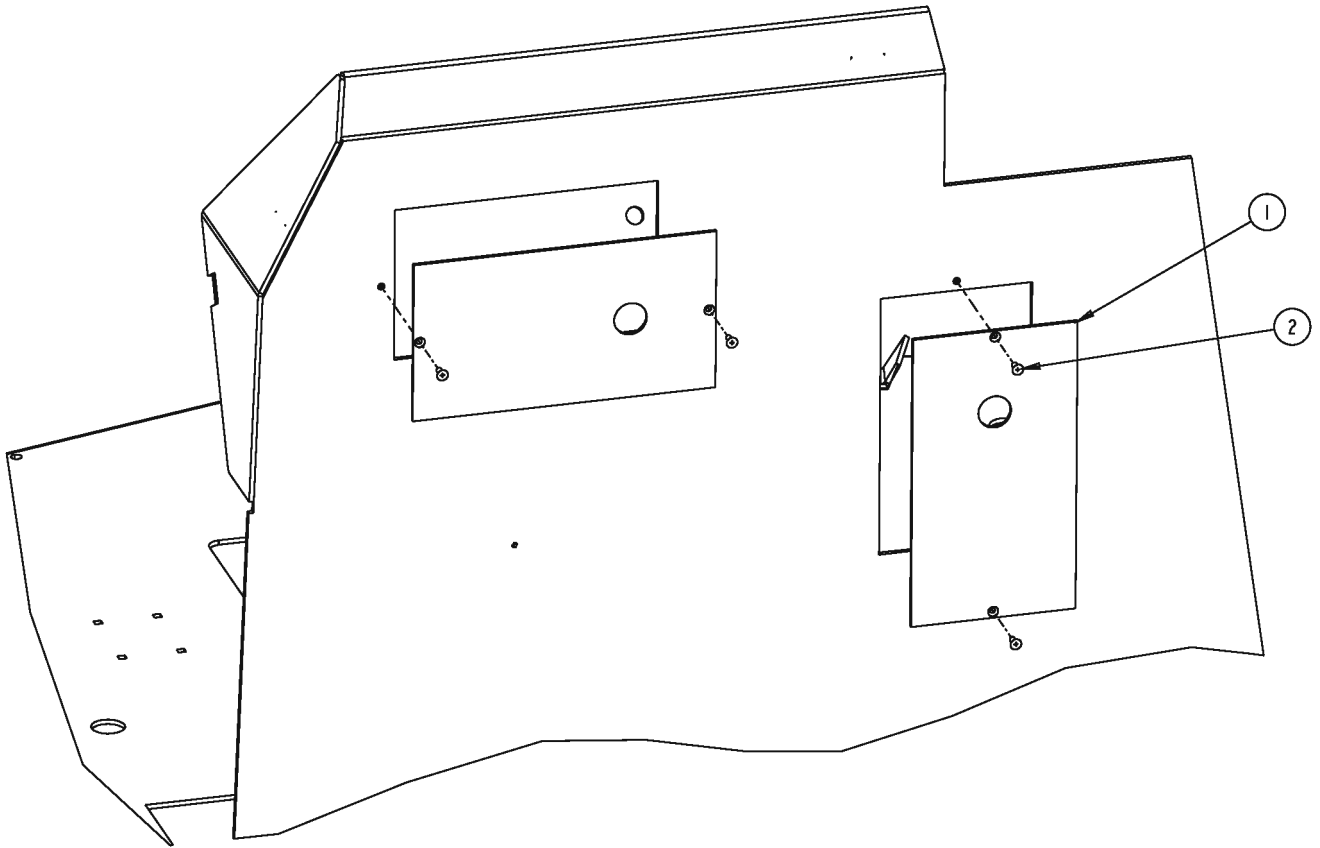
American-Lincoln Models 56515851(40"), 56515853(46")

DESCRIPTION	PAGE
Access Panels	2-3
Battery Rollout	4-5
Brake Assembly	6-7
Decals	8-9
Drive Wheel Assembly	10-11
Dust Control	12-15
Forward/Reverse Assembly	16-17
Front Cover & Latches	18-19
Front Wheel Assembly	20-21
Hopper Assembly	22-23
Horn Assembly	24-25
Hydraulic Connection Diagram	26-27
Hydraulics - Low Dump Cylinder	28
Hydraulics - Main Broom Motor	29
Hydraulics - Rear Squeegee Lift Cylinder	30
Hydraulics - Scrub Deck Lift Cylinder (40")	31
Hydraulics - Scrub Deck Lift Cylinder (46")	32
Hydraulics - Steering Cylinder & Pump	33
Hydraulics System	34-35
Instrument Panel	36-37
Main Broom Lift	38-39
Main Broom	40-41
Main Frame, Broom Baffle & Flaps	42-45
Power Panel	46-47
Power Steering	48-49
Rear Squeegee (40")	50-51
Rear Squeegee (46")	52-53
Recovery Tank	54-55
Scrub Deck (40")	56-57
Scrub Deck Lift (40")	58-59
Scrub Deck Solution Feed Hoses (40")	60-61
Scrub Deck & Lift (46")	62-65
Scrub Deck Solution Feed Hoses (46")	66-67
Seat Assembly	68-69
Side Broom	70-73
Side Squeegee (40")	74-75
Side Squeegee (46")	76-77
Solution Control	78-79
Solution Tank	80-81
Squeegee Lift	82-83
Swing Squeegee Support	84-85
Vacuum Manifold Assembly	86-87
Wiring Diagram	88
Options	89
Backup Alarm	90-91
Battery Cart	92-93
Battery Stand	94-95
ESP Recovery	96-99
Extended Bumpers	100-101
Fire Extinguisher	102-103
Light Package	104-105
Overhead Guard	106-107
Seat Belt Assembly	108-109
Spray & Vac Wand	110-113
Squeegee Wand	114-115
Warning Light W/O Overhead Guard	116-117
Warning Light W Overhead Guard	118-119
Spare Parts Kits	120
Broom Selector Guide	121
Brush Selector Guide	122

WHEN ORDERING PARTS

- * Use the part numbers from the "Ref. No." columns in this parts list.
- * Specify the model and serial number of the machine.
- * Use the space below to record the model and serial number for future reference.

Model _____ Serial No. _____



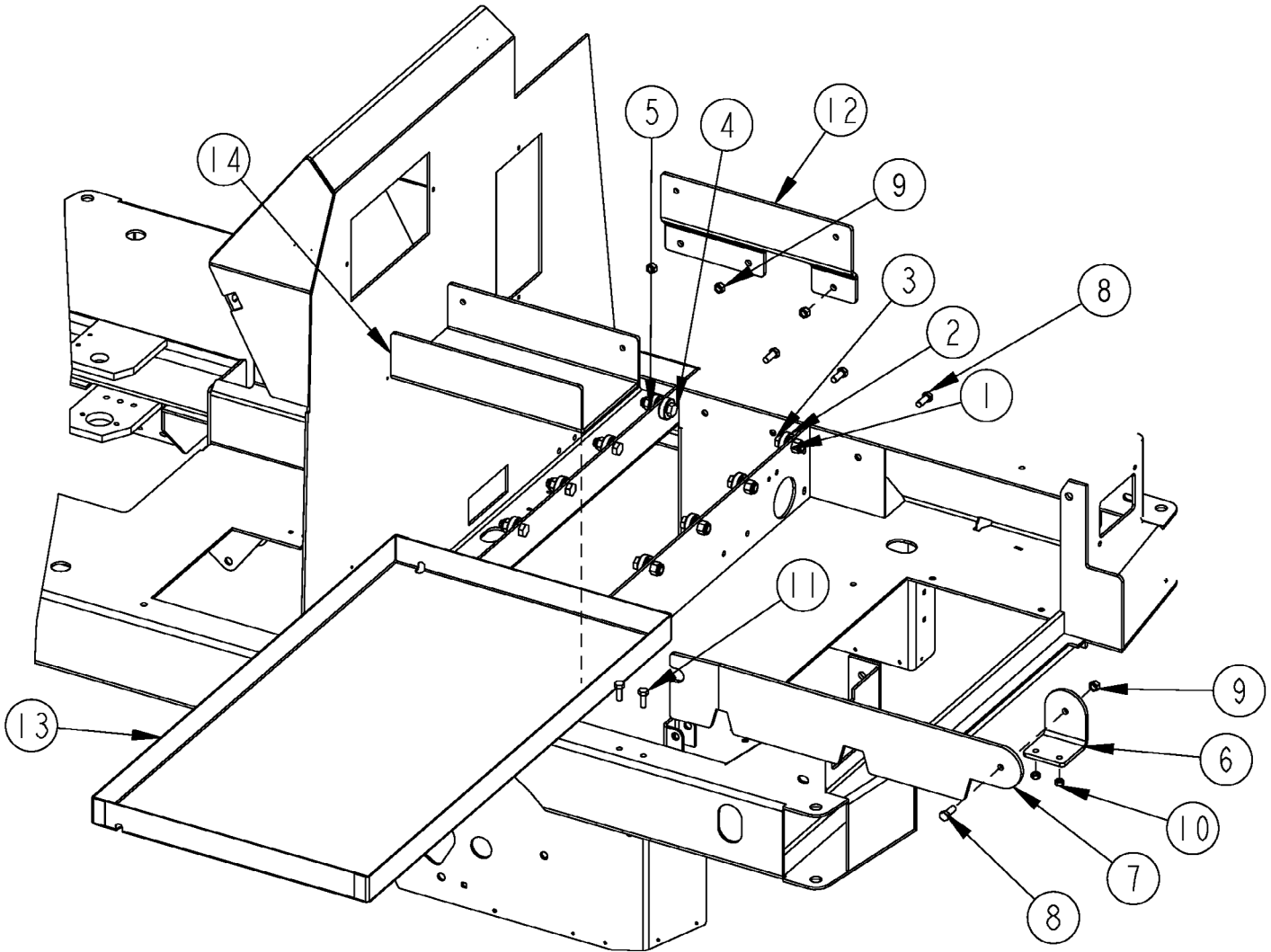
08-3

ACCESS PANELS

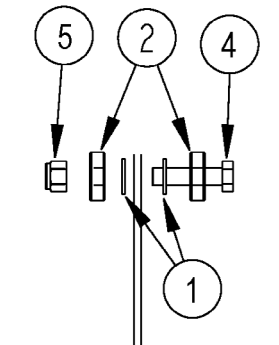
7730

3

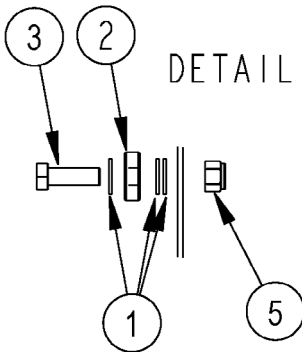
Item	Ref. No.	Qty	Description
1	56515803	2	Cover, Steering Access
2	2-00-00011	4	Screw, #10-24 X 1/2 Fhms



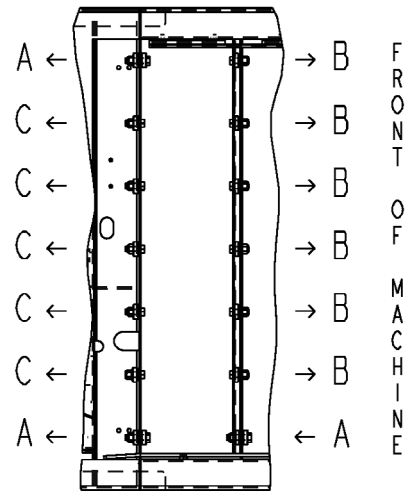
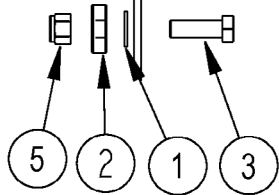
DETAIL A



DETAIL B



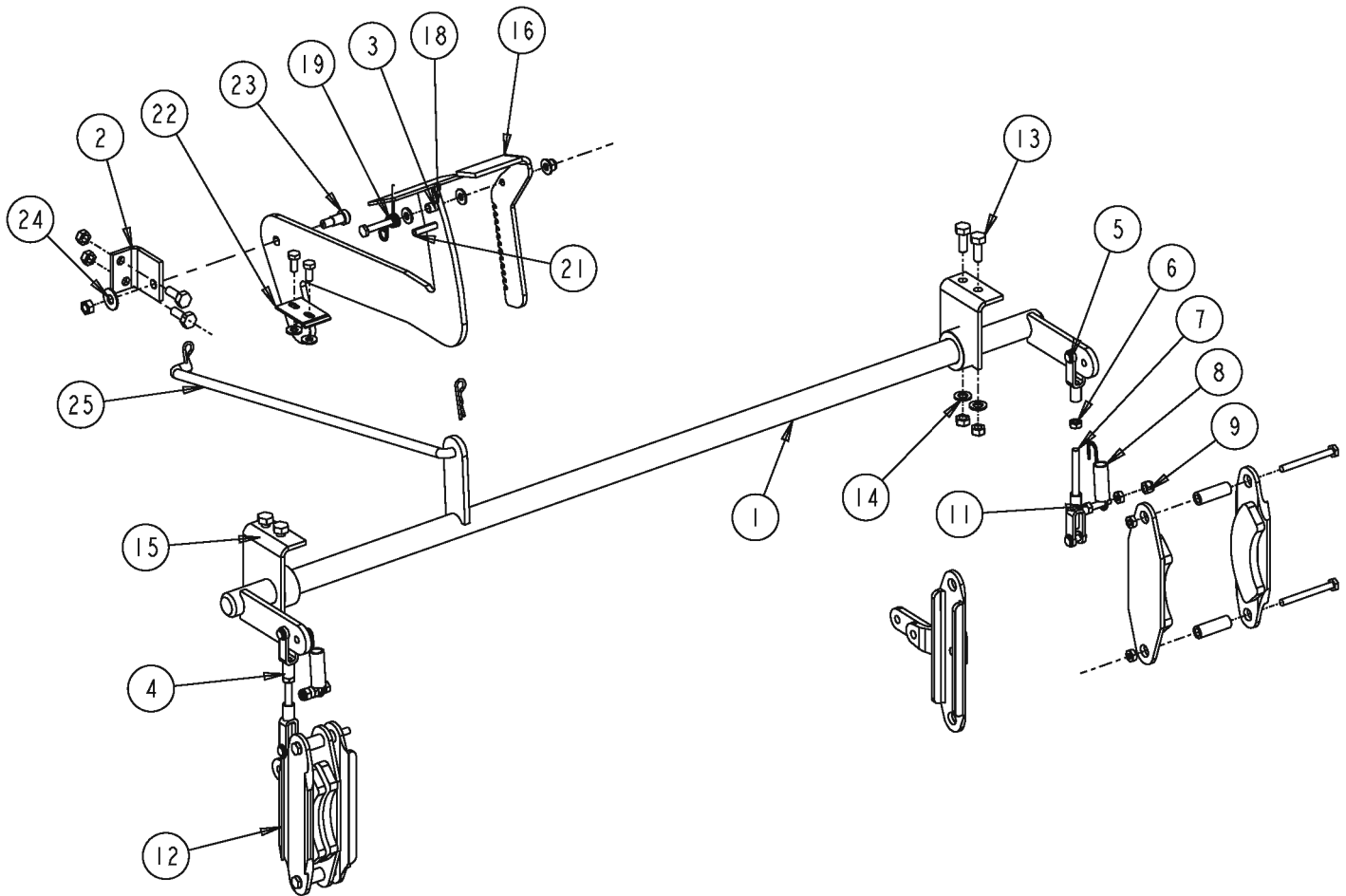
DETAIL C



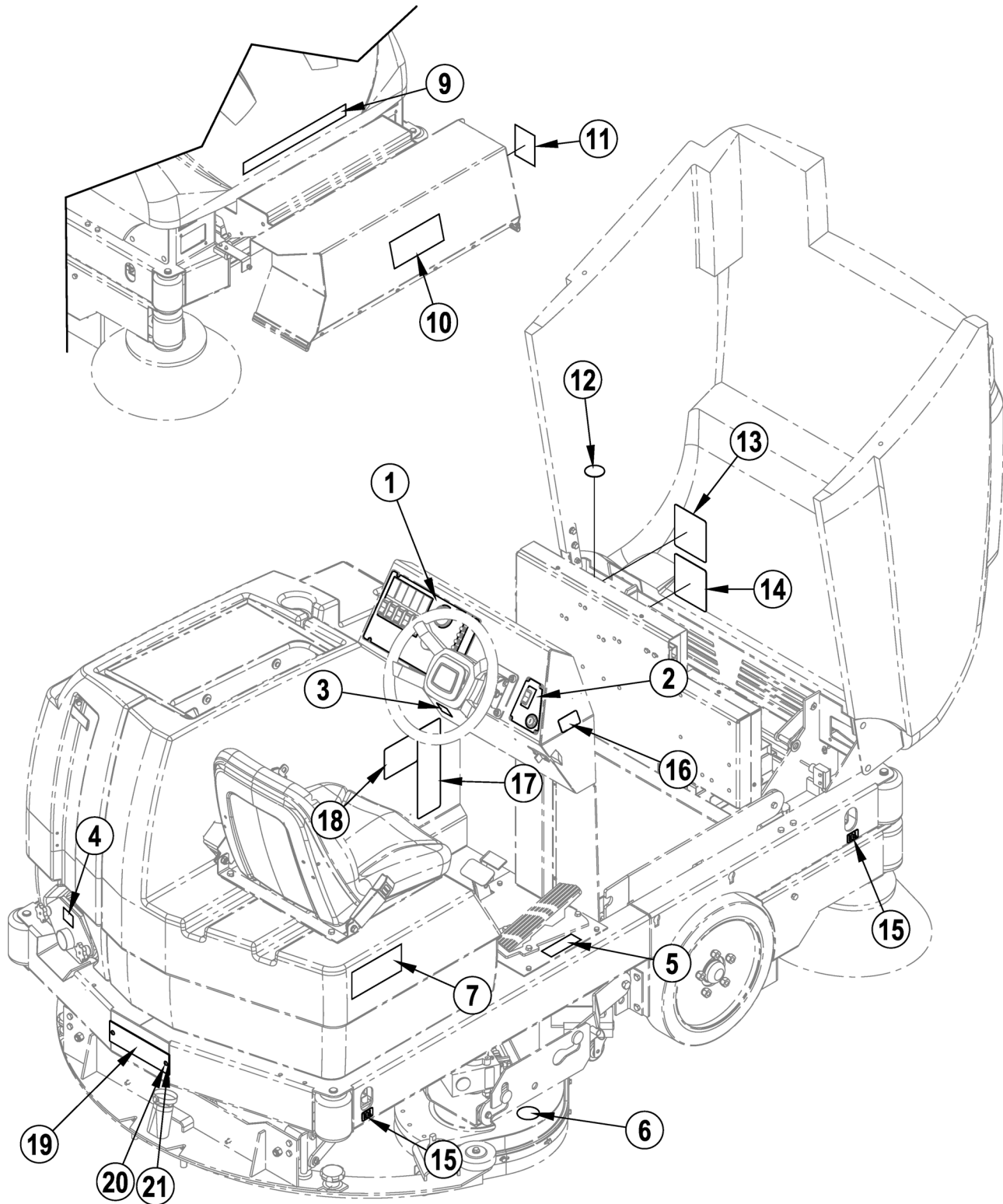
08-3

BATTERY ROLLOUT**7730****5**

Item	Ref. No.	Qty	Description
1	2-00-00405	31	Flat Washer, 1.063 X .531 X .094
2	2-00-03306	17	Ball Bearing
3	2-00-01254	11	Hex Screw, 1/2-13 X 1.50
4	2-00-01778	3	Screw, 1/2-13 X 2.0 Hhc
5	2-00-04936	14	Locknut, Elastic 1/2-13
6	7-57-05063	1	Pivot, Battery Bar
7	7-05-07179	1	Bar, Battery
8	2-00-00233	4	Hex Bolt, Fin., 3/8-16 X 1.0
9	2-95-04182	4	Nut, Hex Stop 3/8-16
10	2-00-00644	2	Hex Nut, Insert Fiber 5/16-18
11	2-00-02708	2	Hex Screw, 5/16-18 X 1.0
12	7-78-05029	1	Stop, Battery (720 Ah)
13	7-51-05017	1	Pan, Battery
14	7-75-01199	1	Spacer, Battery Stop (510 Ah)



Item	Ref. No.	Qty	Description
1	7-55-00033	1	Brake Shaft Weldment
2	56515800	1	Bracket, Brake Pivot
3	56515799	1	Brake Pedal Weldment
4	8-14-01006	4	Clevis
5	2-00-04909	4	Pin, 1/4 X 3/4 Lg
6	2-95-01999	2	Hex Jam Nut, 1/4-28
7	7-66-00192	2	Rod, Brake Link.
8	7-76-00051	2	Spring
9	2-00-00641	3	Nut, Fiber Insert 1/4-20
10	2-00-00594	2	Hex Nut, 1/4-20
11	2-00-00205	2	Hex Bolt, Fin., 1/4-20
12	7-08-02008	2	Brake Caliper Weldment
13	2-00-01255	6	Hex Screw, 5/16-18 X 7/8 Lg
14	2-00-00409	4	Flat Washer, .687 X .344 X .062
15	2-00-00644	7	Hex Nut, Insert Fiber 5/16-18
16	56515798	1	Arm, Parking Brake Pedal
17	2-00-03702	5	Washer, .625 X .281 X .063
18	8-09-01069	1	Spacer, .259 Idx.355 Odx.375 Lg
19	7-76-00013	1	Spring, Sqge. Release Pedal
20	2-00-04966	1	Screw, 1/4-20 X 1.50 Hhm
21	2-00-03635	1	Pin, Roll
22	56515797	1	Clip, Parking Brake
23	2-00-00220	2	Screw, 1/4-20 X .625 Hhc
24	2-00-05455	1	Screw, 3/8 Shldr. 1/2lg 5/16-18
25	2-00-00410	1	Flat Washer, .875 X .375 X .060
26	7-42-05184	1	Link, Brake
27	2-00-05503	2	Hairpin, Cotter



08-3	DECALS		
09-3	7730		9

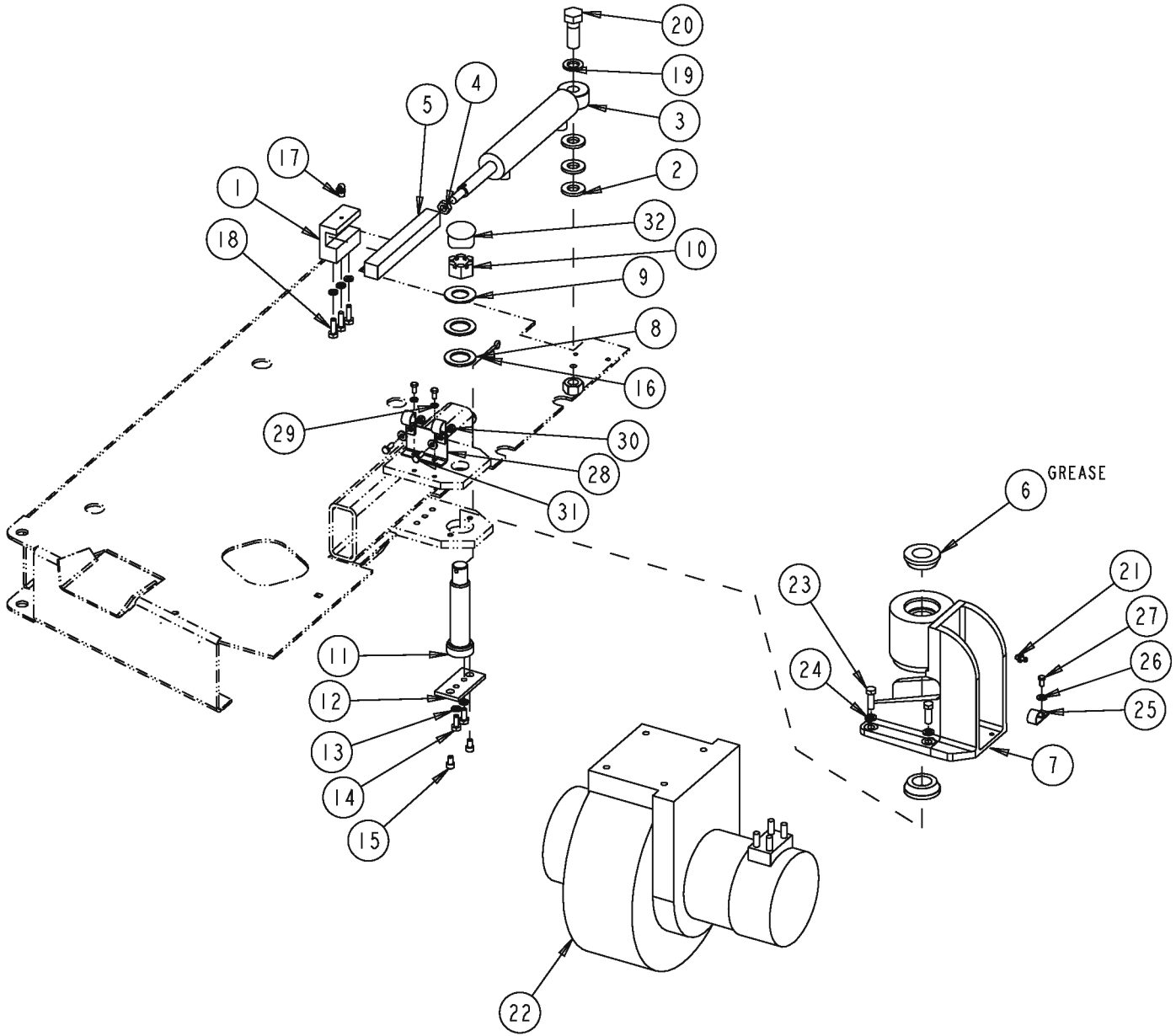
Item	Ref. No.	Qty	Description
1	8-18-00513	1	Instrument Panel
2	8-18-00497	1	Key Switch
3	8-18-00492	1	Horn
4	8-18-00496	1	Open For Drain Hose
5	8-50-05022	2	Non-Skid - Forward/Reverse
6	56016163	2	Decal, No Step (46")
7	56515796	2	Decal, 7730
9	56515795	1	Decal, American-Lincoln
10	56015428	1	Decal, Warning Hopper
11	56015425	1	Decal, Warning Broom
12	56030080	1	Decal, Hands Clear
13	56015426	1	Decal, Warning Fan
14	56015424	1	Decal, Warning Hydraulic
15	56015370	4	Decal, Tie Down
16	56025496	1	Decal, Caution
17	56014601	1	Decal, Caution
18	56015427	1	Decal, Warning Tip Over
19	56515823	1	Plate, Light Cover
20	2-00-03063	2	Screw, #10-24 x .75, Round Head
21	2-00-01246	2	Nut-#10-24 Elastic Stop Nut

DRIVE WHEEL ASSEMBLY

08-3

10

7730



08-3

DRIVE WHEEL ASSEMBLY

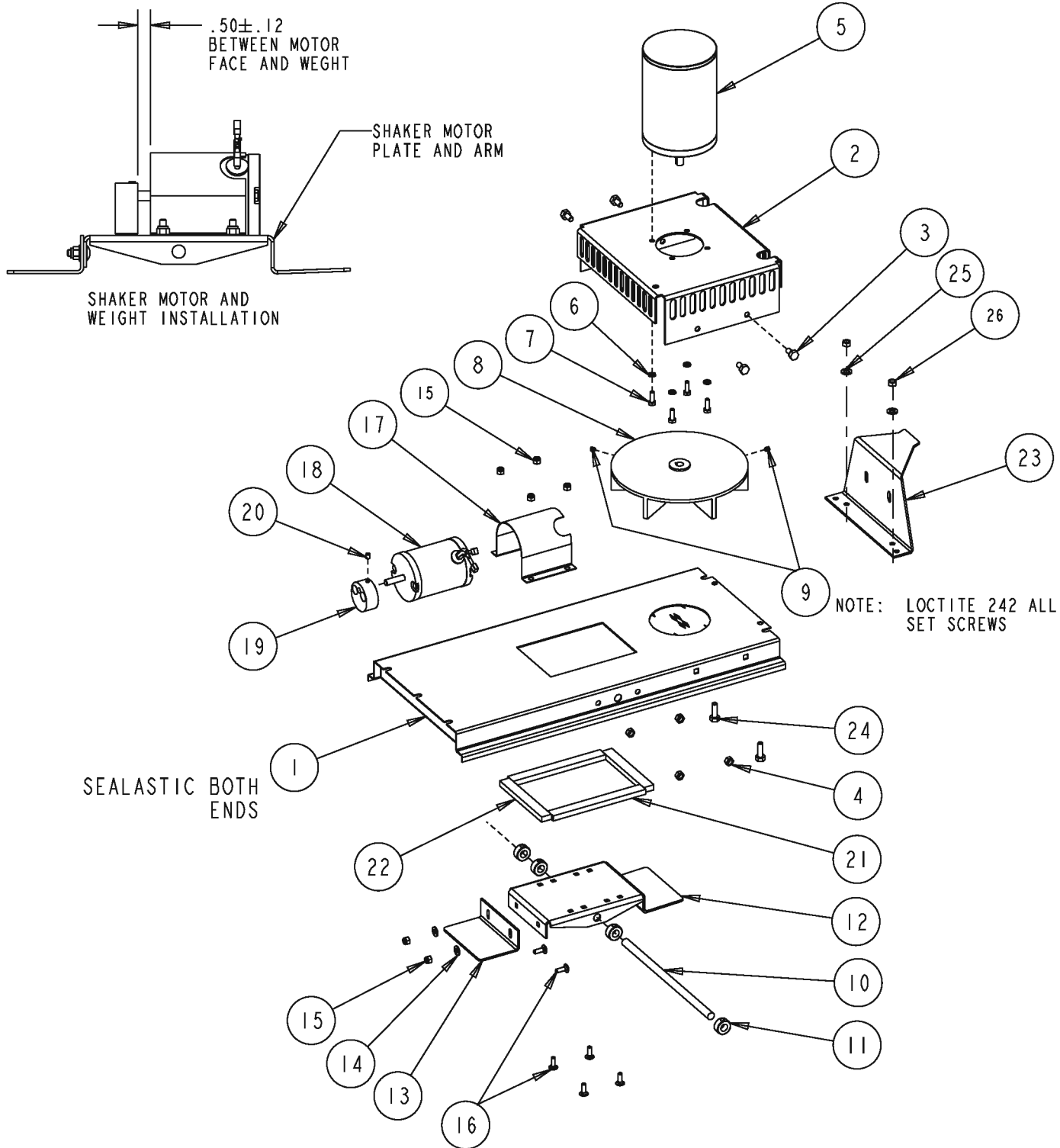
09-6

7730**11**

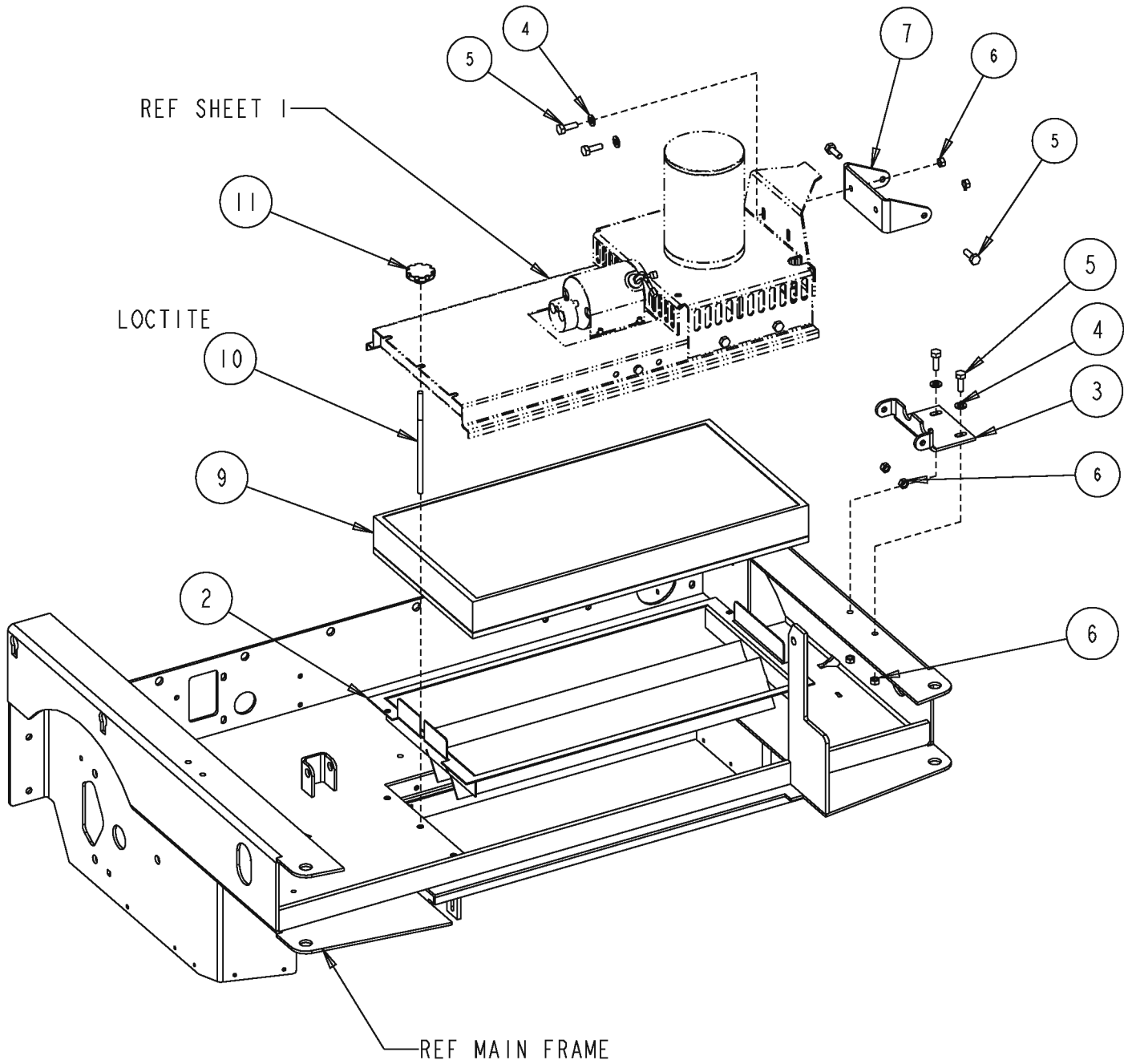
Item	Ref. No.	Qty	Description
1	7-30-08015	1	Guide, Rack
2	8-75-01163	3	Spacer
3	7-17-05010-1	1	Cylinder, Power Steering
4	2-00-00591	1	Nut, Hex Jam, 1/2-20
5	7-62-00006	1	Rack
6	2-00-02079	2	Roller Bearing
7	7-81-00263	1	Support, Wheel
8	8-75-01136	2	Washer, Thrust
9	2-00-05024	1	Washer, Flat
10	2-00-05026	1	Nut, Slotted Head
11	8-55-08131	1	Pin, Pivot
12	7-13-07176	1	Clamp, Pivot Pin
13	2-00-00530	5	Lock Washer, 5/16"
14	2-00-00208	2	Screw, 5/16-18 X .750 Hhc
15	2-00-03335	2	Screw, Shcs 5/16-18 X .50
16	2-00-02436	1	Pin, Cotter
17	2-00-02557	1	Grease Fitting
18	2-00-02708	3	Hex Screw, 5/16-18 X 1"
19	2-00-00522	1	Lock Washer
20	2-00-05341	1	Screw, Hhc .75-10 X 2 Gr5 Zn
21	2-00-00566	1	Fitting, Lub, Straight, 1/8 Npt
22	0785-092	1	Drive Wheel
#	7-85-06018	1	Service: Tire Only
#	56410181	A/R	Motor Brush Kit
23	2-00-05922	4	Hex Bolt, M10-1.5 X 30mm Lg
24	2-00-05042	4	Lock Wash., Hel. Spring, M10
25	2-00-04564	3	Clamp, Cable
26	2-00-03702	3	Washer, .625 X .281 X .063
27	2-00-00219	3	Hex Bolt, Finished, 1/4-20
28	7-08-01148	1	Bracket, Drv. Elec.Harn. Mtg
29	2-00-00518	2	Lock Washer, 1/4" Hel. Spring
30	2-00-00641	2	Nut, Fiber Insert 1/4-20
31	2-00-00221	2	Hex Bolt, Fin., 1/4-20 X 3/4 Lg
32	7-11-00048	1	Cap, 7/8 Hex Nut
[]	0795-174	1	Traction Drive Harness

= Revised or new since last update

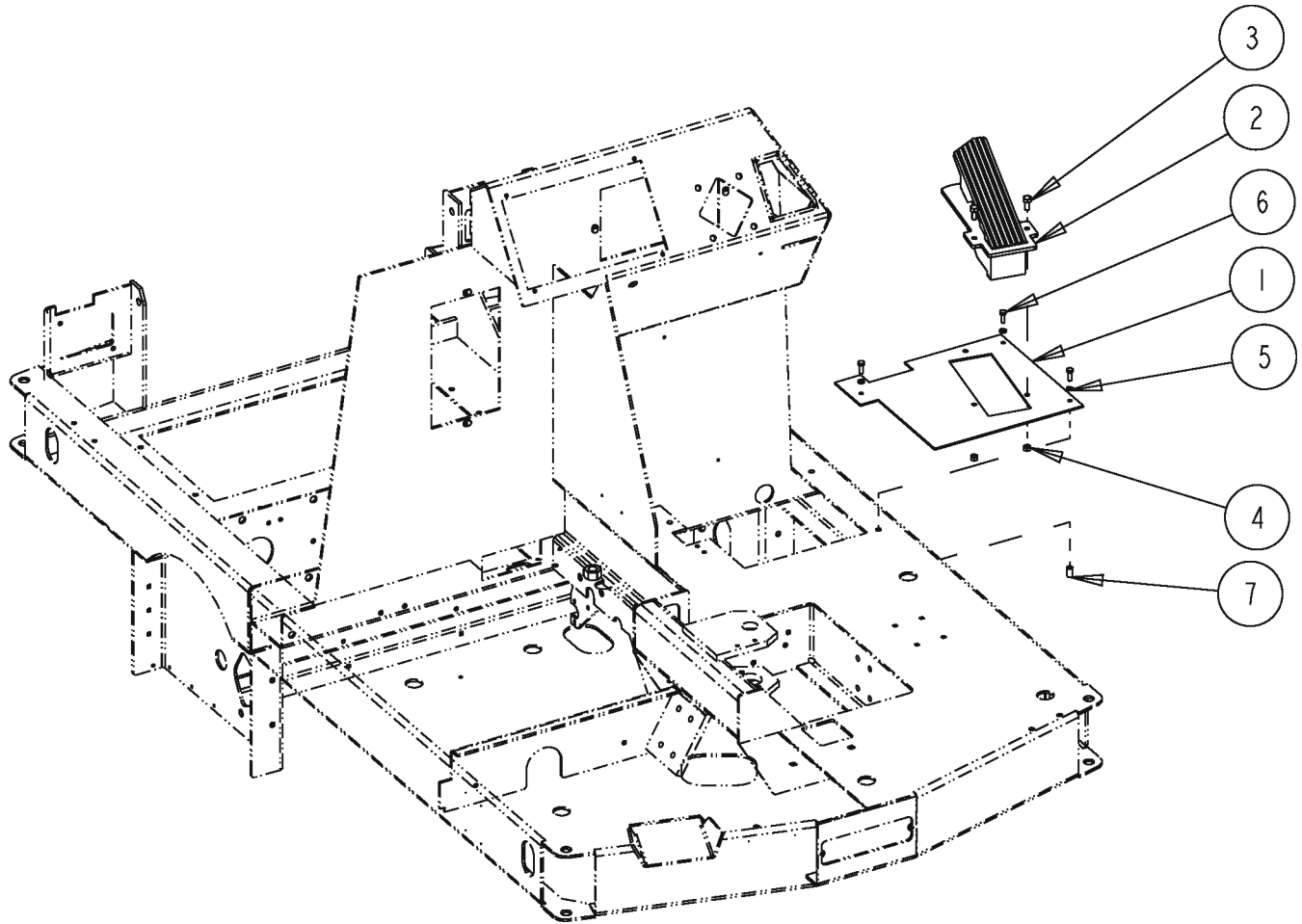
[] = Not Shown



Item	Ref. No.	Qty	Description
1	56515763	1	Manifold, Impellor (Weldment)
2	56515762	1	Bracket, Impellor Motor & Guard
3	2-00-00213	4	Screw, .313-18 X .625 Hhc
4	2-00-00644	4	Hex Nut, Insert Fiber 5/16-18
5	0882-062	1	Motor, Impellor (Motor Brush: 0875-142/4 Required)
6	2-00-00518	4	Lock Washer, 1/4 Hel. Sprng
7	2-00-00221	4	Hex Bolt, Fin., 1/4-20x3/4 Lg
8	8-23-00013	1	Impellor
9	2-00-00263	2	Set Screw, Hs Knurled Cup Pt. #10-24 X 3/8
10	8-55-08114	1	Pin, Shaker Pivot
11	2-00-03589	4	Collar
12	56515761	1	Plate, Shaker Motor
13	56515760	1	Arm, Shaker
14	2-00-03702	2	Washer, .625 X .281 X .063
15	2-00-00641	6	Nut, 1/4-20 Fiber Insert
16	2-00-03575	6	Carriage Bolt, 1/4-20 X .75
17	56514773	1	Cover, Shaker Motor
18	0860-624	1	Motor, Filter Shaker (36v)
19	56515758	1	Weight, Filter Shaker
20	2-00-00264	1	Setscrew, Hs Knurled Cup Pt. 1/4-20 X 5/16
21	8-29-00228	2	Gasket, Dust Control
22	8-29-00229	2	Gasket, Dust Control
23	56515757	1	Support, Pivot (Impellor Manifold)
24	2-00-02708	2	Hex Screw, 5/16-18 X 1.0
25	2-00-00409	2	Flat Washer, .687 X .344 X .062
26	2-00-00644	2	Hex Nut, 5/16-18 Fiber Insert



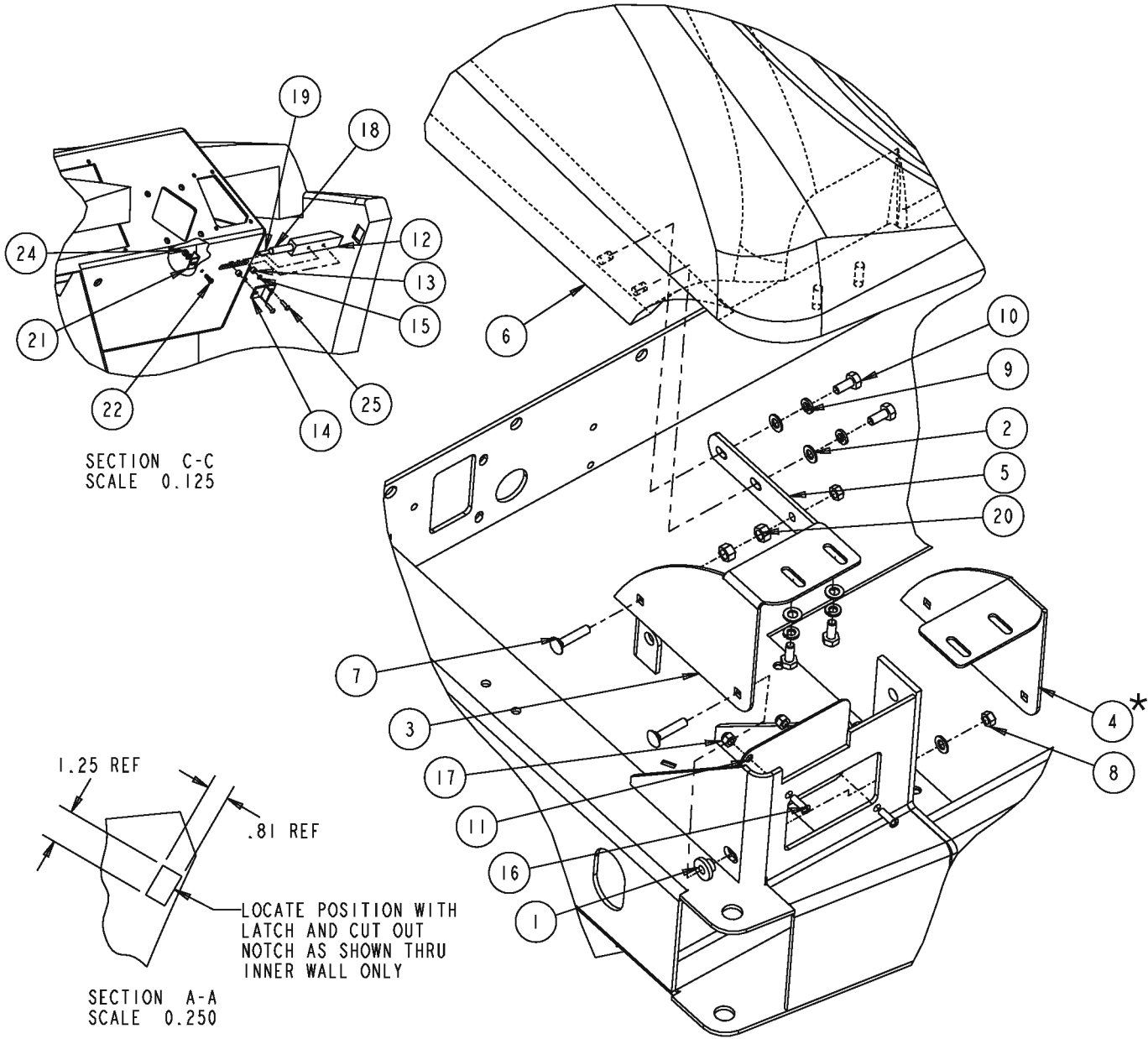
Item	Ref. No.	Qty	Description
2	7-05-01004	1	Baffle, Filter
3	56515764	1	Bracket, Manifold Pivot
4	2-00-00409	6	Flat Washer, .687 X .344 X .062
5	2-00-02708	8	Hex Screw, 5/16-18 X 1.0
6	2-00-00644	12	Hex Nut, Insert Fiber 5/16-18
7	7-57-05061	1	Pivot, Impellor Manifold
8	2-00-00213	4	Screw, .313-18 X .625 Hhc
9	8-24-04074-1	1	Filter, Panel
	8-24-04074-2		Poly Panel Filter Option
10	8-80-05038	1	Rod, Threaded 5/16-18
11	7-39-00006	1	Knob



08-3

FORWARD / REVERSE ASSEMBLY**7730****17**

Item	Ref. No.	Qty	Description
1	56515766	1	Plate, Floor
2	7-55-00038	1	Pedal, Fwd/Rev
3	2-00-00208	3	Screw, 5/16-18 X .750 Hhc
4	2-00-00644	3	Hex Nut, Insert Fiber 5/16-18
5	2-00-00518	3	Lock Washer, 1/4" Hel. Sprng
6	2-00-00221	3	Hex Bolt, Fin., 1/4-20 X 3/4 Lg
7	2-00-05261	3	Threaded Insert, 1/4-20



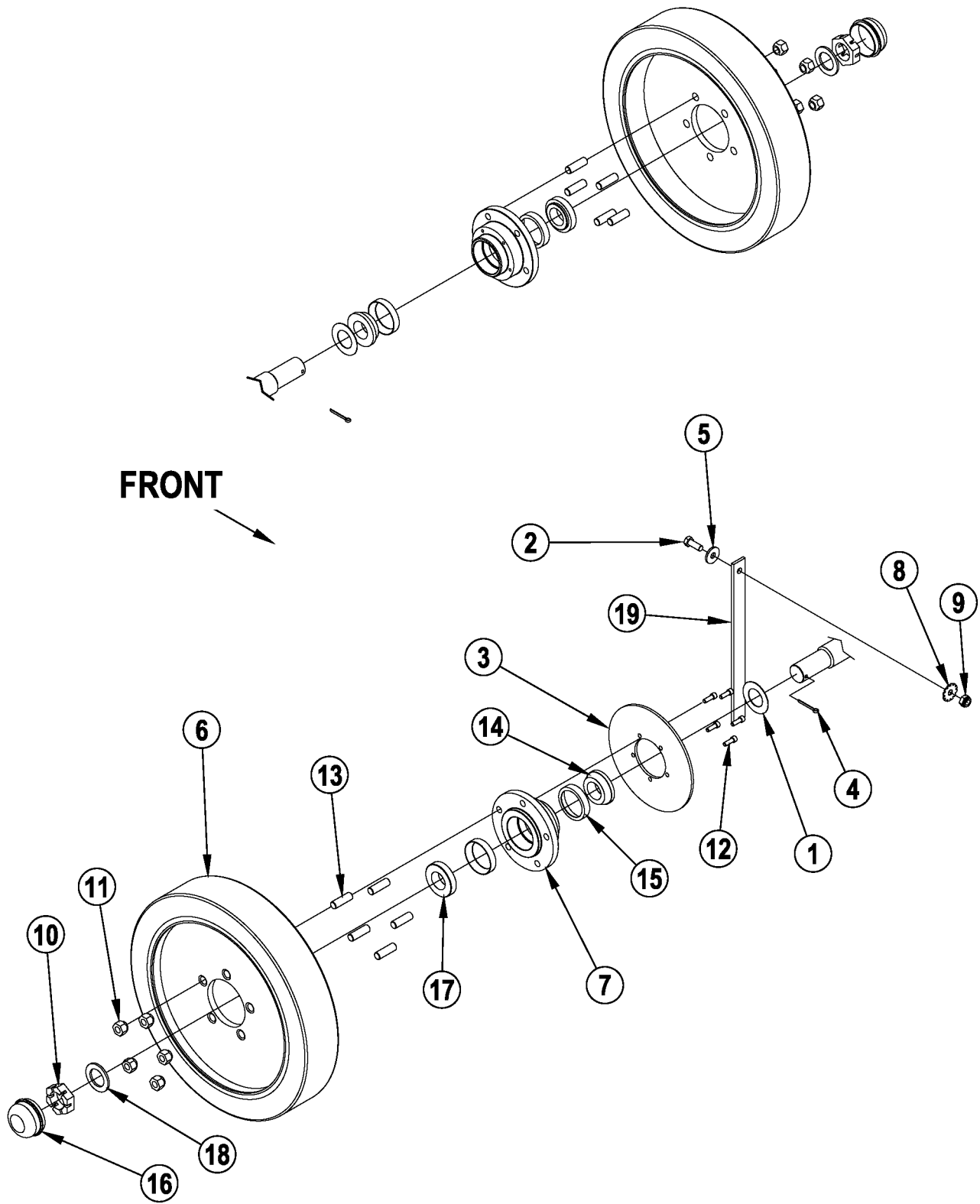
08-3

FRONT COVER AND LATCHES

08-7

7730**19**

Item	Ref. No.	Qty	Description
1	7-09-01057	2	Bushing, Brush Lift
2	2-00-00409	10	Flat Washer, .687 X .344 X .062
3	56515787	1	Pivot, Cover (Rh)
4	56515786	1	Pivot, Cover (Lh)
5	56515785	2	Detent, Cover Pivot
6	56515784	1	Cover, Hopper/Battery
7	2-00-03994	4	Car. Bolt, 5/16-18 X 1.75
8	2-00-00644	4	Hex Nut, Insert Fiber 5/16-18
9	2-00-00530	8	Lock Washer, 5/16
10	2-00-00208	8	Screw, 5/16-18 X .75 Hhc
11	56515783	2	Plate, Light Plate
12	7-41-00044	1	Latch, Hood
13	7-75-01205	2	Spacer, Latch
14	7-31-06078	1	Handle, Cover Latch
15	2-00-00519	2	Lock Washer, #10-24helical Spring
16	2-00-00051	4	Screw, 1/4-20 X 3/4 Rhm
17	2-00-00641	4	Nut, Fiber Insert 1/4-20
18	7-76-00120	1	Spring, Compression
19	2-00-03635	1	Pin, Roll
20	2-00-02360	4	Hex Nut, 3/8-16
21	7-08-01147	1	Bracket, Latch Spring Holder
22	2-00-04794	1	Screw, #10-24 X .63 Bhs
23	2-00-00426	1	Flat Washer, .50 X .219 X .063
24	2-00-01246	1	Nut, Elastic Stop #10-24
25	2-00-00056	2	Screw, #10-24 X .75 Rhm



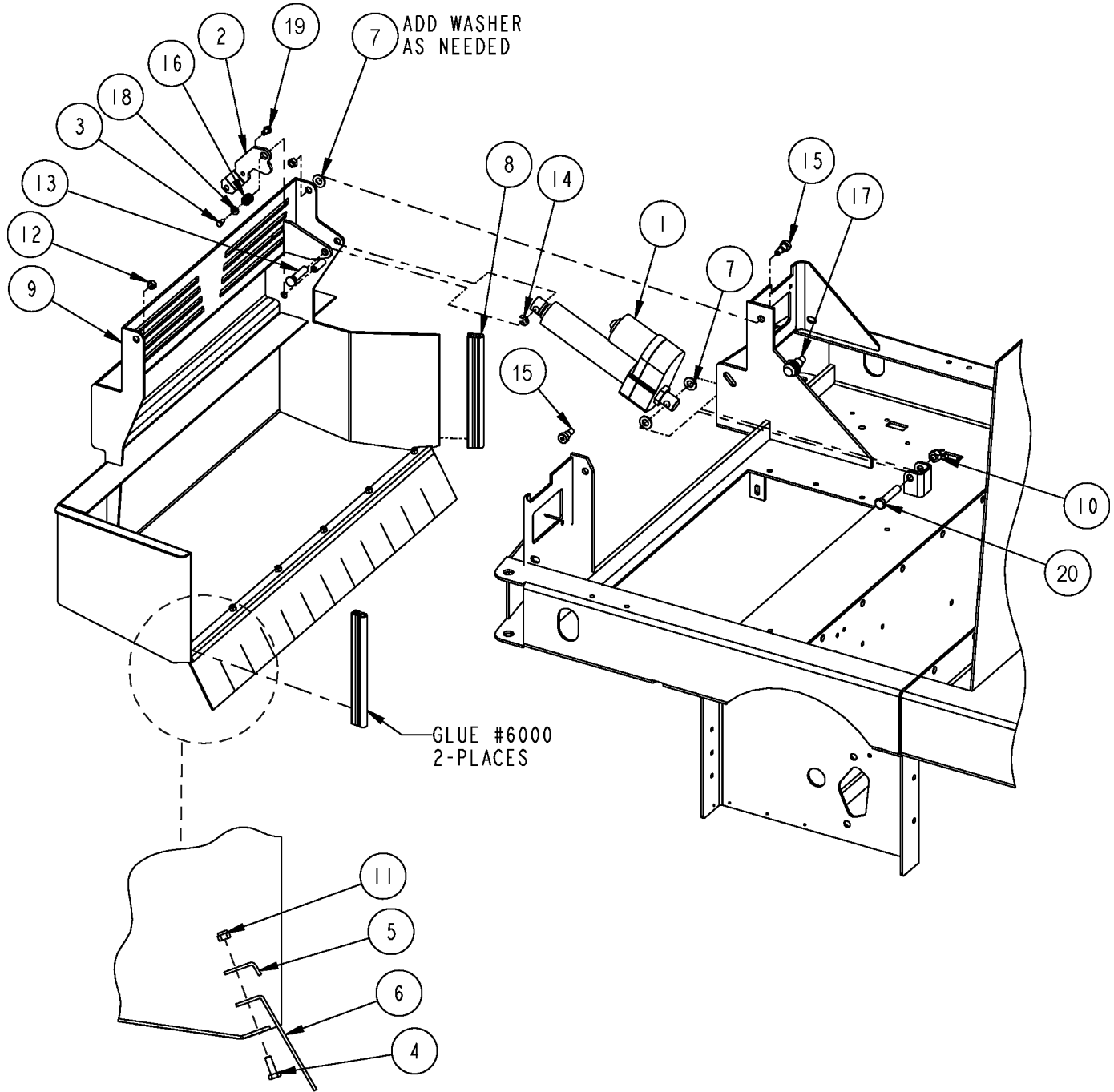
08-3

FRONT WHEEL ASSEMBLY

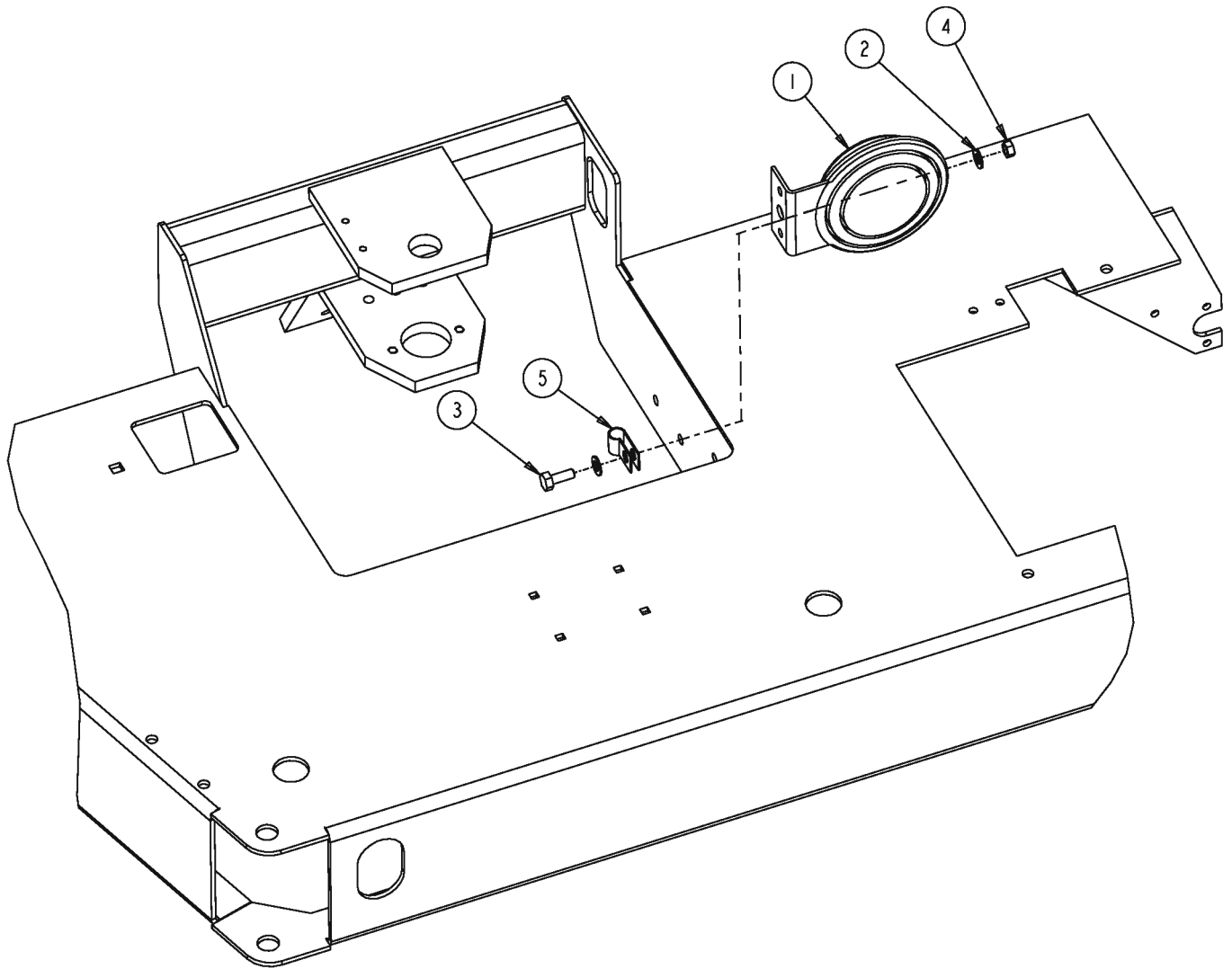
09-5

7730**21**

Item	Ref. No.	Qty	Description
1	2-00-03797	2	Axle Spacer Washer
2	2-00-00233	1	Bolt-Hex Head, Finished, 3/8-16 X 1.00
3	7-08-02007	1	Brake Disc
4	2-00-00776	2	Cotter Pin (1/8 Dia. X 1-1/2 Lg.)
5	2-00-03266	1	Fan Washer
6	7-89-08044	2	Front Wheel (Molded) 16 In. Dia.
7	7-33-09027	2	Hub-Front Wheel
8	2-00-03829	1	Lock Washer, 3/8 Int./Ext. Tooth
9	2-00-00643	1	Locknut-Elastic, 3/8-16
10	8-23-03056	2	Nut-Special
11	56009116	10	Lug Nut-1/2-20
12	2-00-03051	5	Screw, Shcs 1/4-20 X .75
13	8-80-05036	10	Stud
14	2-00-02079	2	Bearing Cone W/ Seal
15	2-00-04621	4	Bearing Cup
16	8-11-00030	2	Grease Cap
17	2-00-04622	2	Roller Bearing
18	8-75-01136	2	Washer, 1 1/4"
19	56416517	1	Strap,Static, 12.5"



Item	Ref. No.	Qty	Description
1	0782-130	1	Actuator, Dump Door (36v)
2	7-03-04209	1	Arm, Hopper Safety
3	2-00-00219	1	Hex Bolt, Fin., 1/4-20
4	2-00-00221	6	Hex Bolt, Fin., 1/4-20 X 3/4 Lg
5	7-13-07201	1	Clamp, Hopper
6	7-25-08092	1	Flap, Hopper
7	2-00-00405	3	Flat Washer, 1.063 X .531 X .094
8	7-29-00259	2	Gasket, Hopper
9	56515782	1	Hopper, Power Dump (Weldment)
10	2-00-04936	1	Locknut, Elastic 1/2-13
11	2-00-00641	6	Nut, Fiber Insert 1/4-20
12	2-95-04182	2	Nut, Hex Stop, 3/8-16
13	7-55-08167	1	Pin, Hopper Shear
14	2-00-03280	1	Ring, 1/2 Retaining (E-Style)
15	2-00-05424	2	Screw, Hex Socket Shoulder, 3/8-16
16	7-76-00121	1	Spring, Hopper Safety Arm
17	7-82-00047	1	Proximity Switch (Low Dump Hopper)
18	2-00-03702	1	Washer, .625 X .281 X .063
19	2-00-00224	1	Scr-Hhc .313-18 X .50 Gr 5 Zn
20	2-00-00247	1	Screw-Hhc .313-18 X 2.25



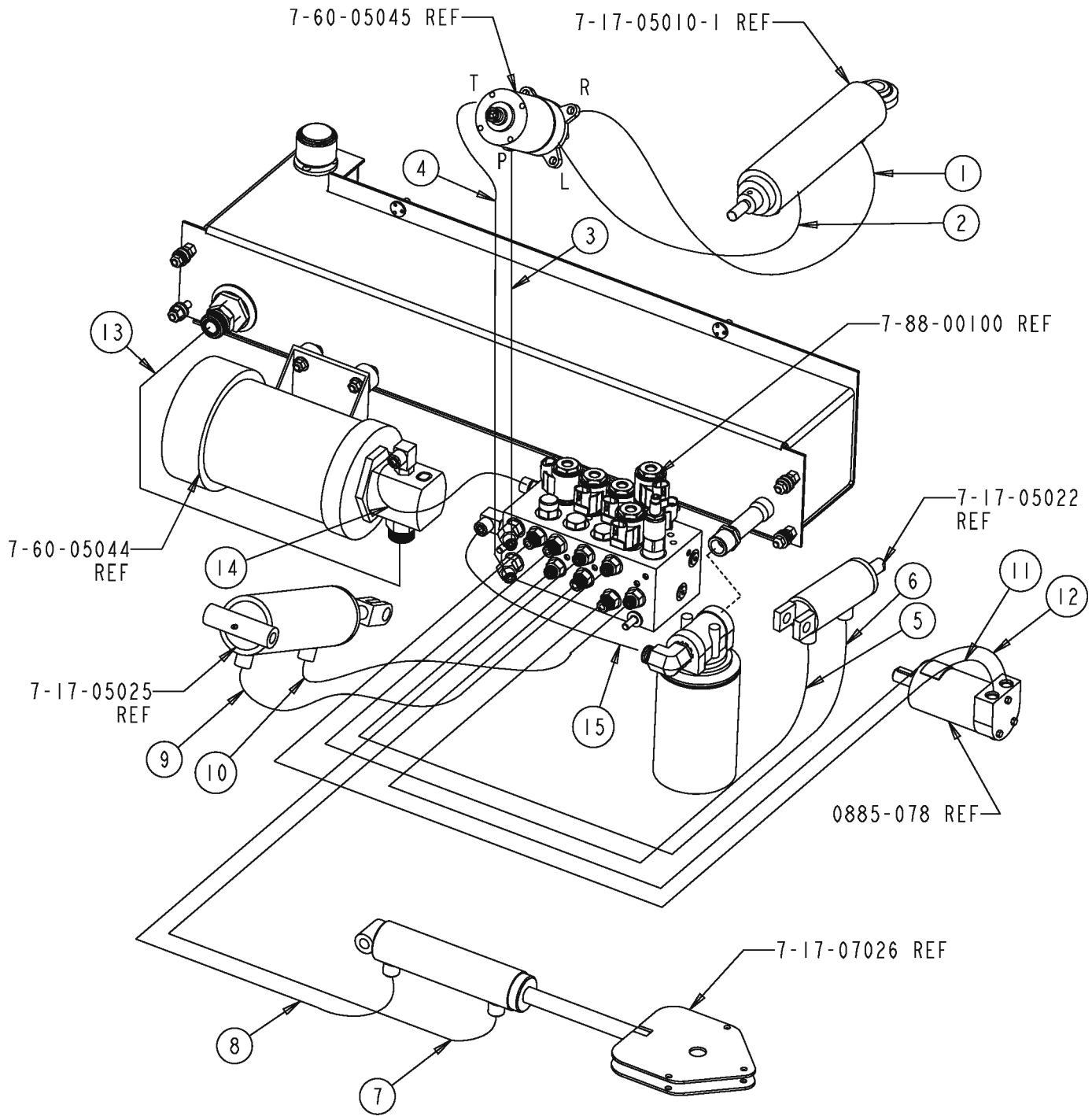
08-3

HORN ASSEMBLY

7730

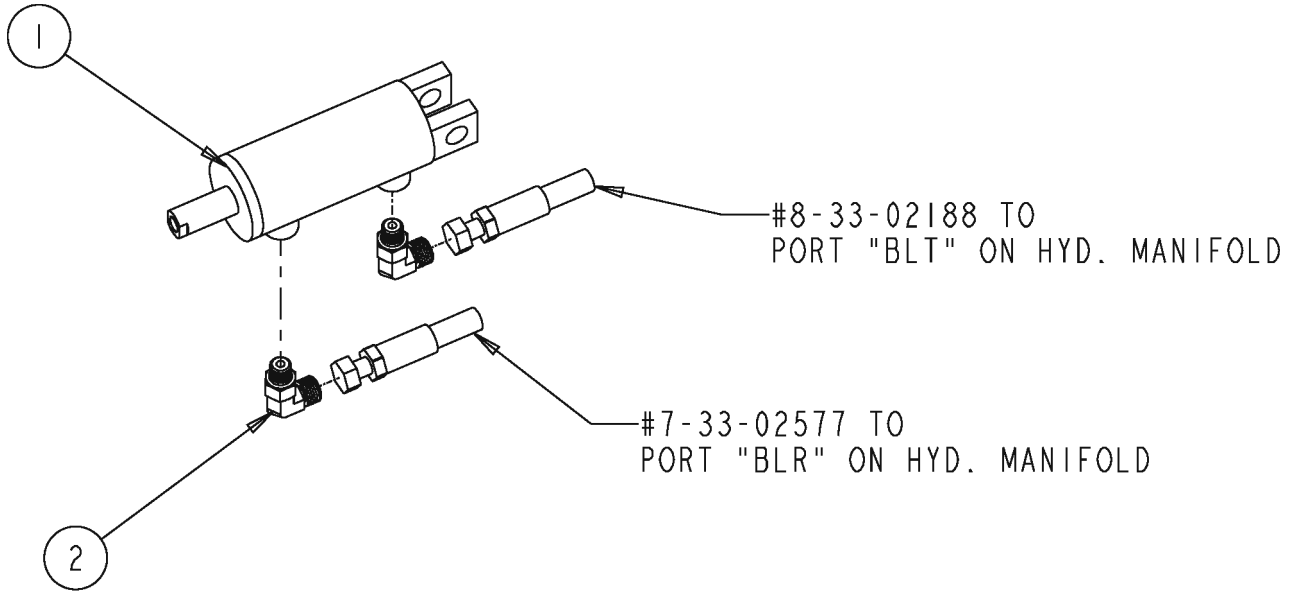
25

Item	Ref. No.	Qty	Description
1	8-32-09008	1	Horn
2	2-00-00409	2	Flat Washer, .687 X .344 X .062
3	2-00-00208	1	Screw, 5/16-18 X .75 Hhc
4	2-00-00644	1	Hex Nut, Insert Fiber, 5/16-18
5	2-00-04873	1	Clamp, Cable



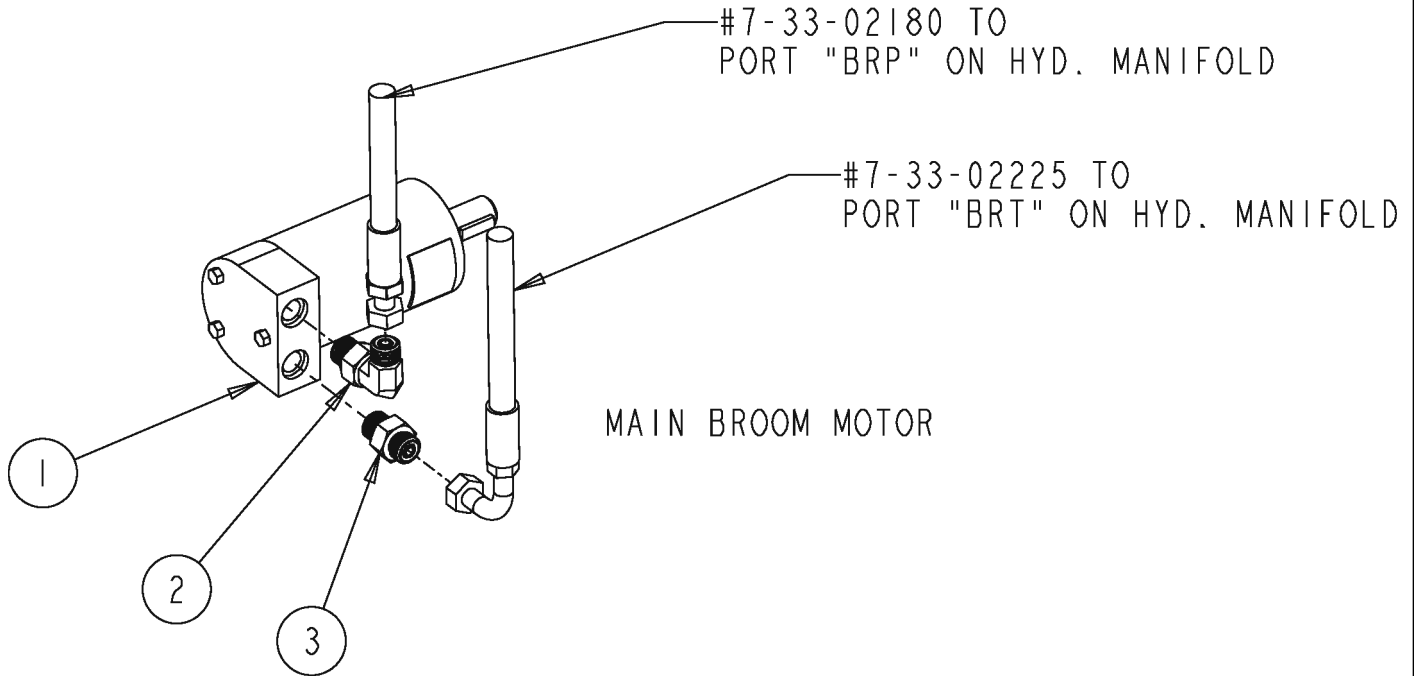
ALL HOSES IN THE HOSE KIT (#0760-724)

Item	Ref. No.	Qty	Description
1	7-33-02355	1	Hose, #4 Str 45,9/16-18 Both Ends, 50.5 Lg
2	7-33-02573	1	Hose, Hyd #4 45-Str, 9/16-18 Both Ends, 51 Lg
3	7-33-02574	1	Hose, Hyd #4 45-Str, 9/16-18 Both Ends, 45.5 Lg
4	7-33-02575	1	Hose, Hyd #4 45-Str, 9/16-18 Both Ends, 47.5 Lg
5	8-33-02188	1	Hose-#4 Str-Str, 9/16-18 Both Ends, 24 Lg
6	7-33-02577	1	Hose, Hyd #4 Str-Str, 9/16-18 Both Ends, 21.75 Lg
7	7-33-02578	1	Hose, Hyd #4 Long 90-Str, 9/16-18 Both Ends, 81 Lg
8	7-33-02579	1	Hose, Hyd #4 Long 90-Str, 9/16-18 Both Ends, 74 Lg
9	7-33-02580	1	Hose, Hyd #4 Str-Str, 9/16-18 Both Ends, 21 Lg
10	7-33-02581	1	Hose, Hyd #4 Str-Str, 9/16-18 Both Ends, 15.75 Lg
11	56109086	1	Hose-#4 Str-Str, 9/16-18 Both Ends, 37 Lg
12	56109087	1	Hose-#4 Str-90, 9/16-18 Both Ends, 38 Lg
13	7-33-02446	1	Hose, -12 Ors, Str X 90, 22.5" Long
14	7-33-02585	1	Hose, Hyd #6, Str-90, 11/16-16 Both Ends, 13 Lg
15	8-33-02193	1	Hose, Ors -8, Str. X Str., 18-1/4" Long

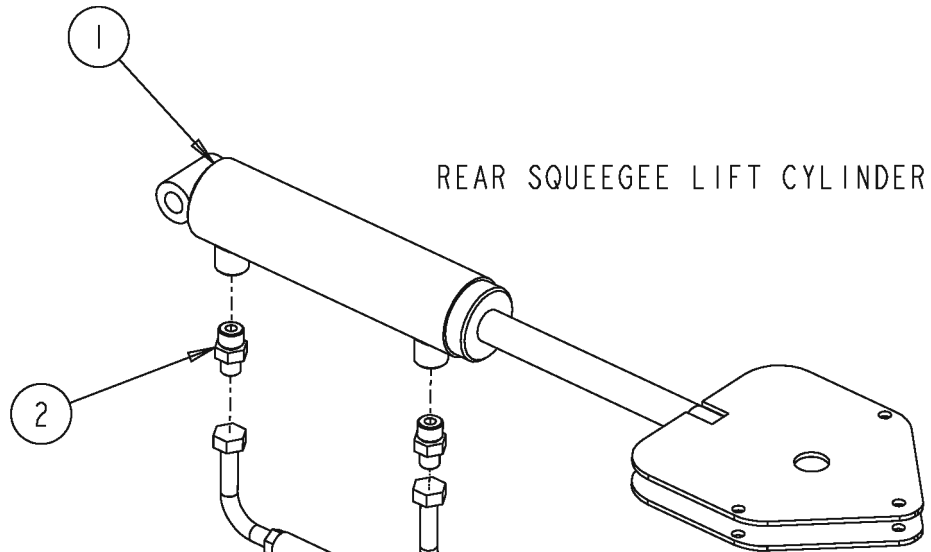


LOW DUMP HOPPER CYLINDER

Item	Ref. No.	Qty	Description
1	7-17-05022	1	Cylinder, Broom
2	2-00-04892	2	Fitting, 90° Elbow (O-Ring)



Item	Ref. No.	Qty	Description
1	0885-078	1	Hyd. Motor (Broom Drive)
2	2-00-04926	1	Fitting, Elbow, 9/16-18 X 9/16-18
3	2-00-04918	1	Fitting, -6 Sae X -4 Ors, Str.



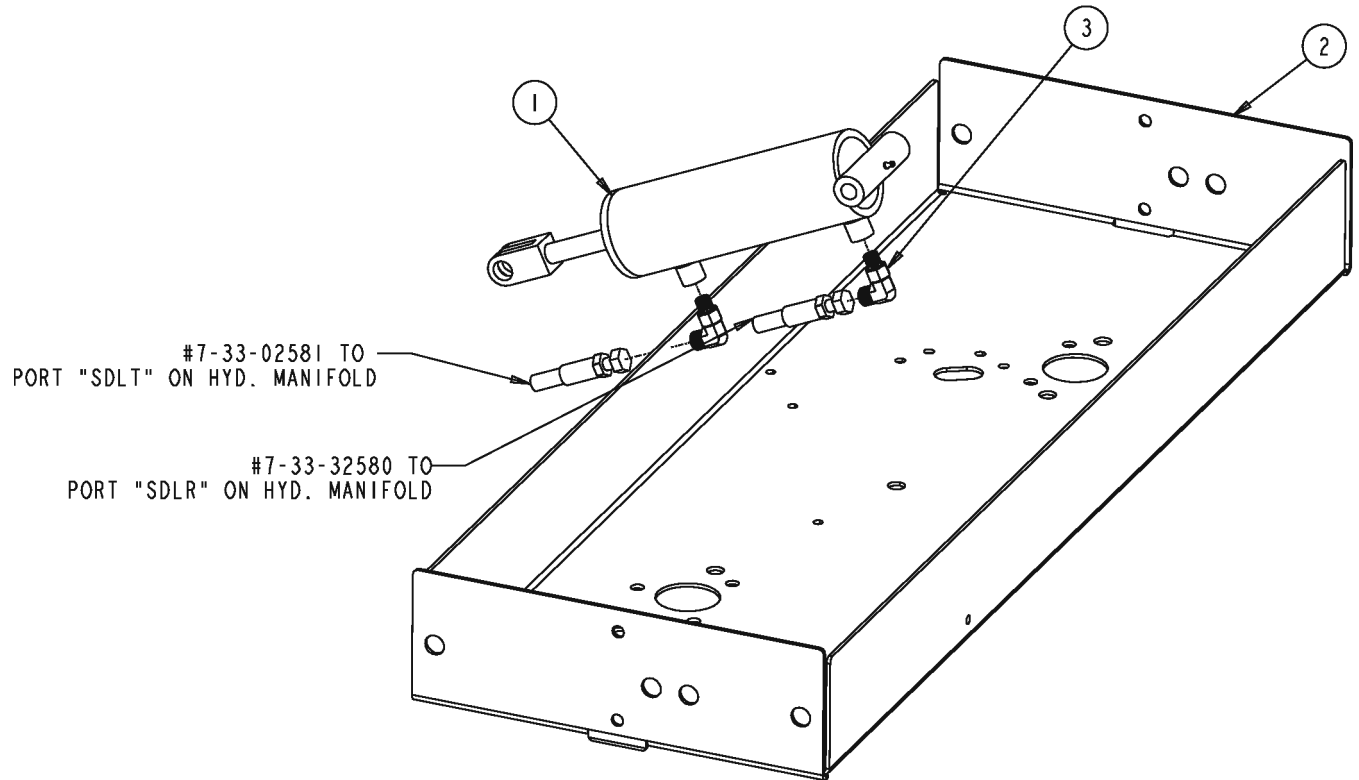
REAR SQUEEGEE LIFT CYLINDER

#7-33-02578 TO
PORT "SLT" ON HYD. MANIFOLD

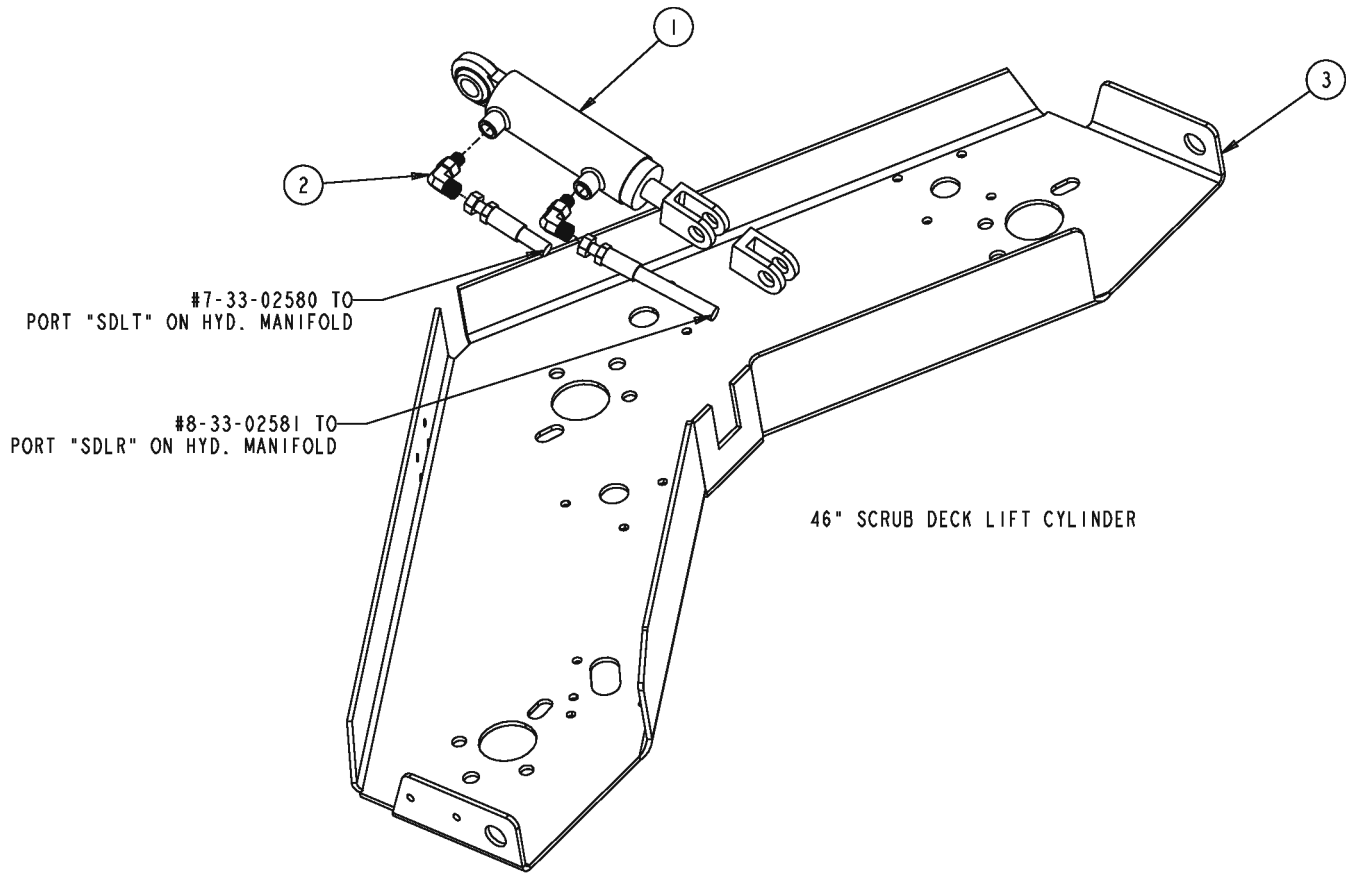
#7-33-02579 TO
PORT "SLR" ON HYD. MANIFOLD

Item	Ref. No.	Qty	Description
1	7-17-05026	1	Cylinder, Squeegee
2	2-00-04895	2	Fitting, Straight Connector

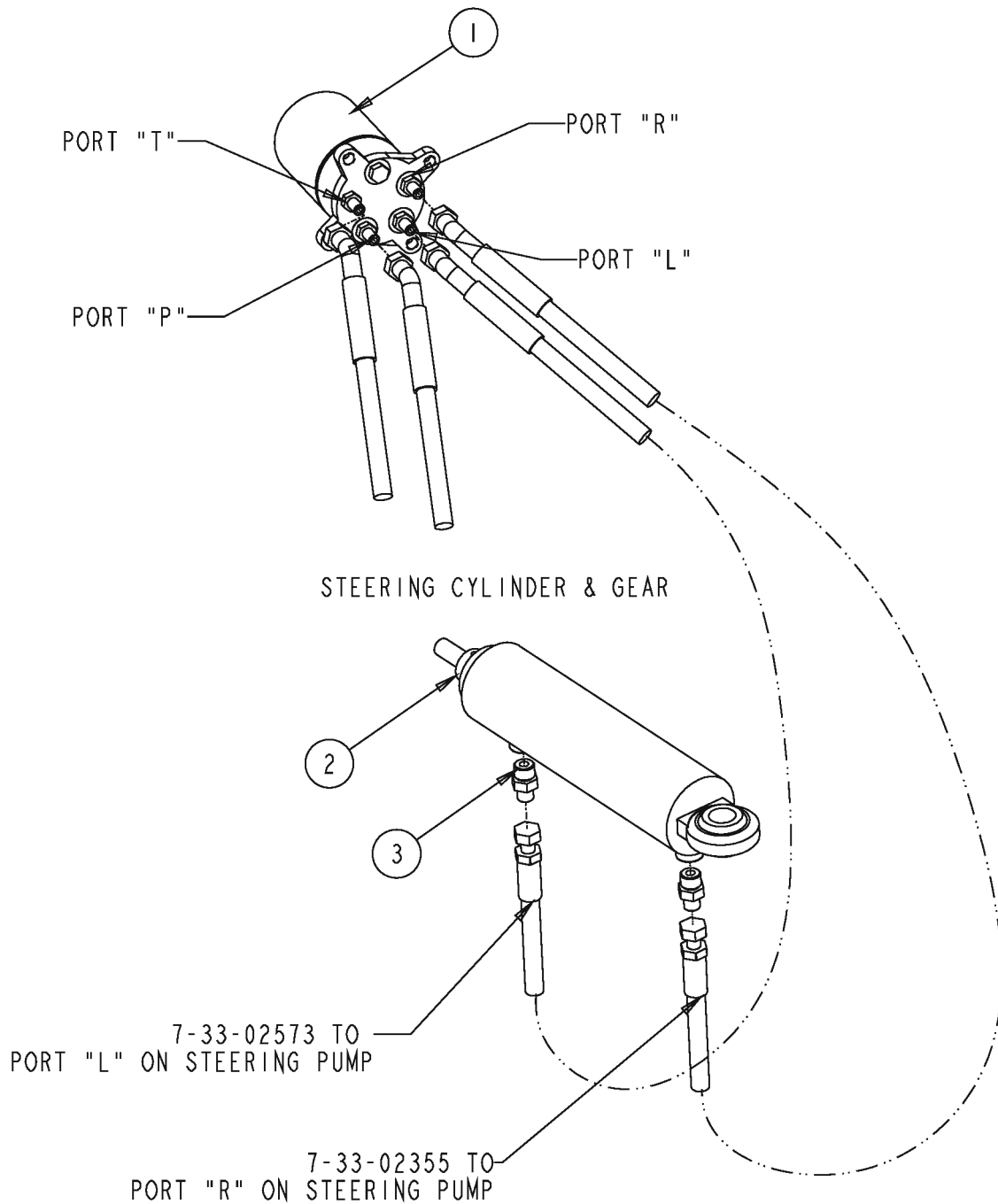
40" SCRUB DECK LIFT CYLINDER



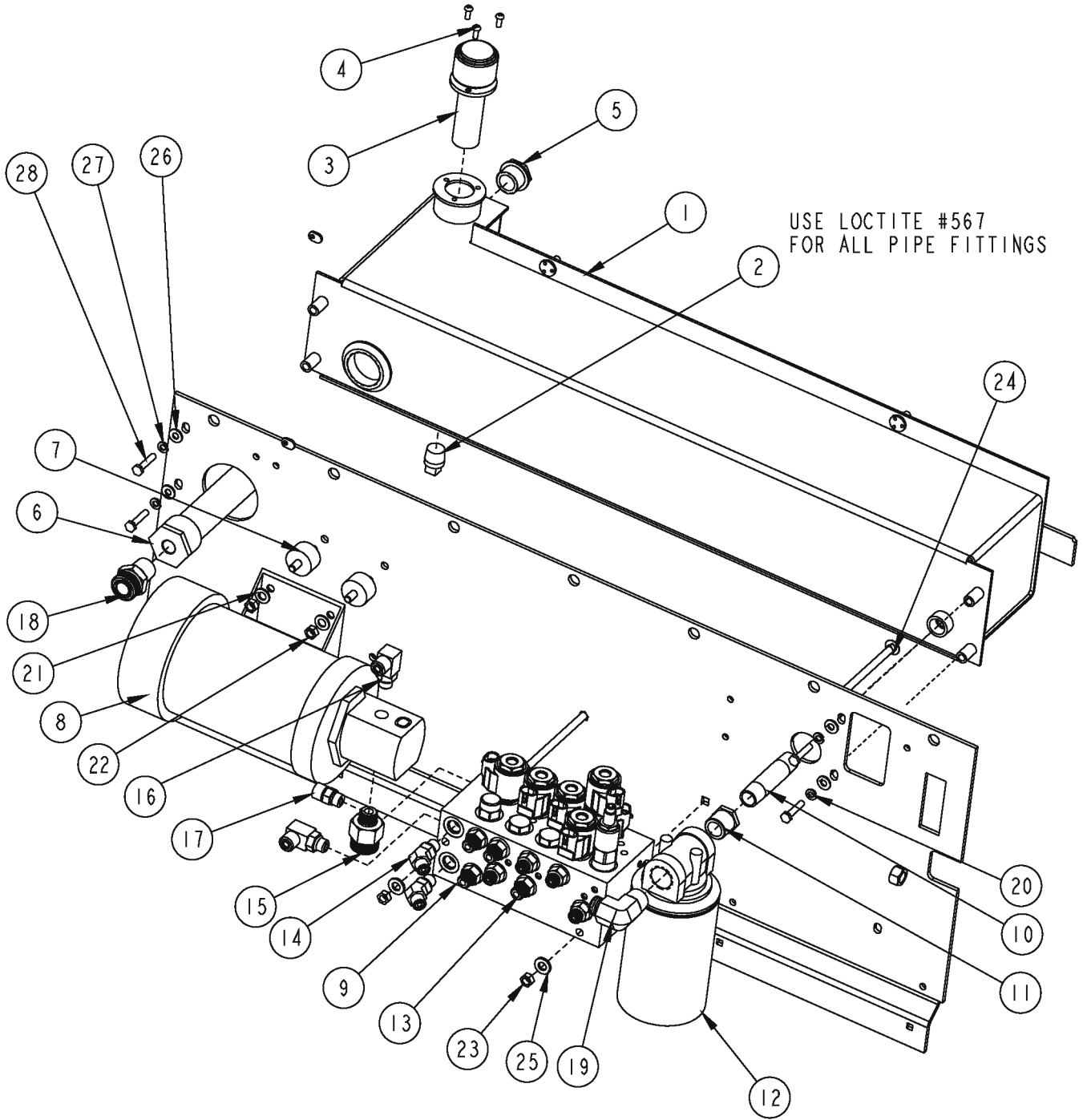
Item	Ref. No.	Qty	Description
1	7-17-05025	1	Cylinder, Hyd., Scrub Deck Lift
2	7-27-07202	1	Frame, Brush Drive (40 In.)
3	2-00-04892	2	Fitting, 90° Elbow (O-Ring)



Item	Ref. No.	Qty	Description
1	7-17-05020	1	Cylinder, Hopper Door
2	2-00-04892	2	Fitting, 90° Elbow (O-Ring)
3	56515765	1	Frame, Brush



Item	Ref. No.	Qty	Description
1	7-60-05045	1	Pump, Steering
2	7-17-05010-1	1	Cylinder, Power Steering
3	2-00-04895	2	Fitting, Straight Connector



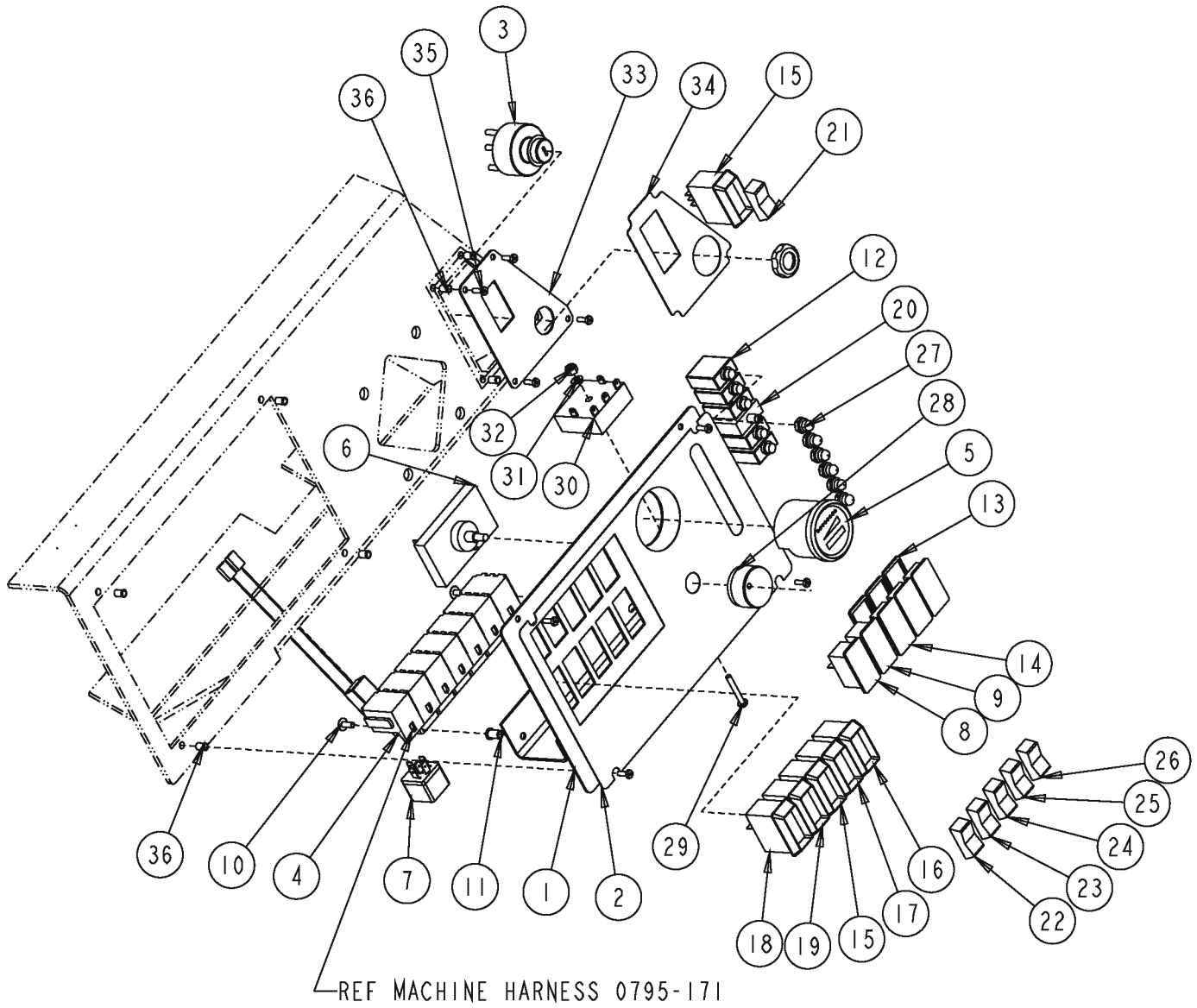
08-3

HYDRAULICS SYSTEM

08-7

7730**35**

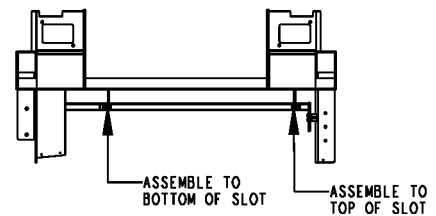
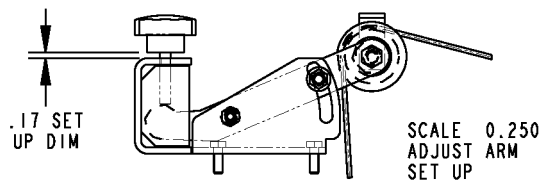
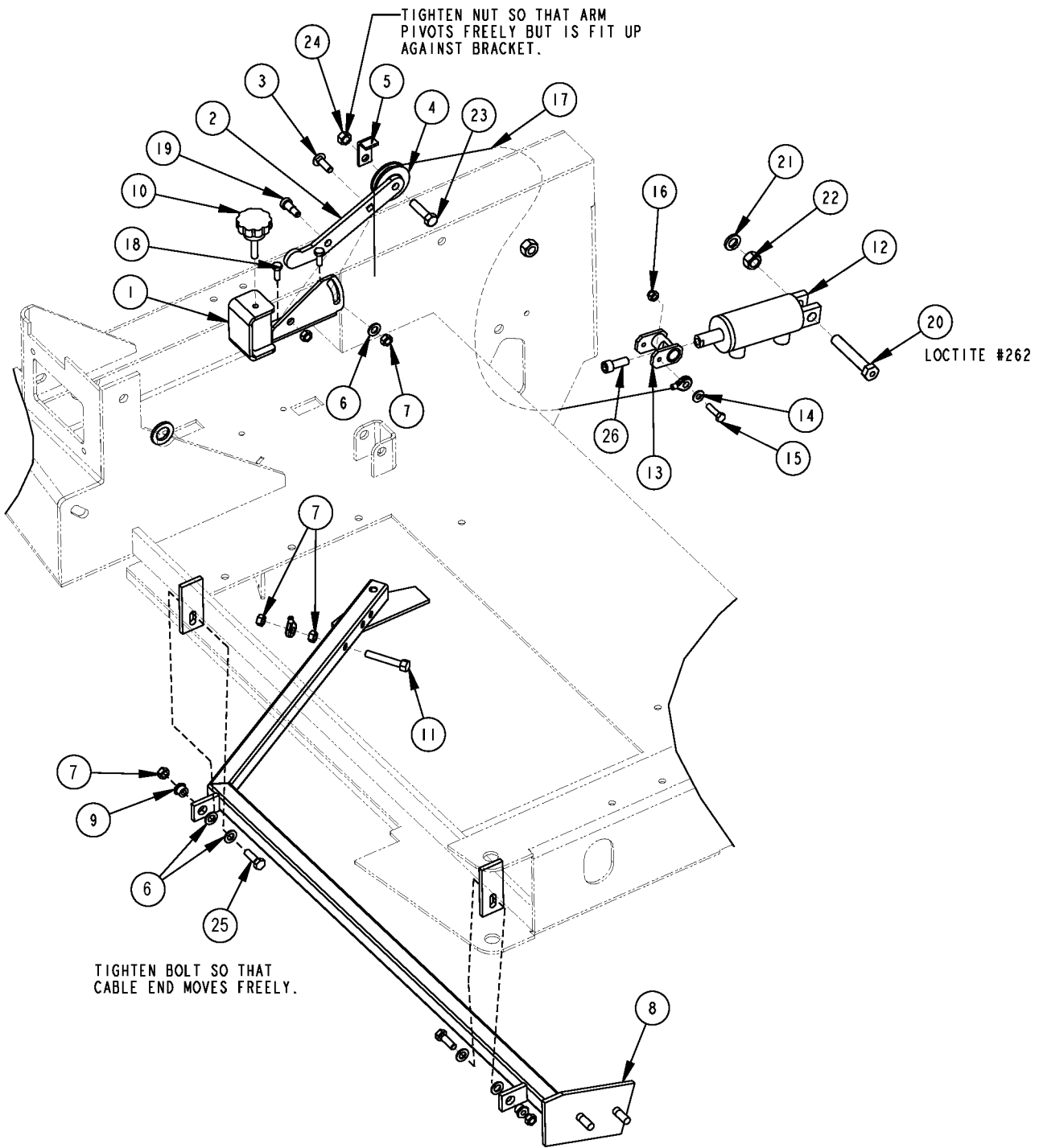
Item	Ref. No.	Qty	Description
1	7-83-04183	1	Reservoir
2	2-00-02474	1	Plug 1/2 Npt
3	7-11-00033	1	Filter Breather
4	2-00-02848	3	Screw, #10-32 X .50 Rhm
5	8-48-05033	1	Sight Glass (Hyd. Fluid)
6	8-24-04115	1	Strainer, Hyd. Reservoir
7	8-50-05037	4	Pad, Radiator Mount
8	7-60-05044	1	Pump, Hydraulic
9	7-88-00100	1	Manifold
10	2-95-02517	1	Fitting, 1/2npt, Nipple, 3.5" , Galv.
11	2-95-02541	1	Reduce Bushing, 3/4 Npt X 1/2 Npt
12	7-24-04013	1	Filter Assembly, Return
13	2-00-04918	8	Fitting, -6 Sae X -4 Ors, Str.
14	2-00-05340	2	Fitting, Hyd., 9/16-18 Orf X 9/16-18 St, 45 Elbow
15	2-00-05914	1	Fitting, 12-8 Orfs-Orb
16	2-00-05435	2	Fitting, 90 Orfs To Ors Boss 06 X 06
17	2-00-05442	1	Fitting, Orfs M To Ors M Boss 06 X 06
18	2-00-05387	1	Fitting, Str #12 Ors X 3/4-14 Npt
19	2-00-05438	1	Fitting, 90 Elbow Orfs M To Nptf M 08 X 12
20	2-00-00530	4	Lock Washer 5/16"
21	2-00-00409	4	Flat Washer, .687 X .344 X .062
22	2-00-00585	4	Nut, 5/16-18 Hex
23	2-00-00644	6	Nut, 5/16-18 Fiber Insert Hex
24	2-00-05924	2	Carriage Bolt, .31-18 X 5.0
25	2-00-00402	2	Washer, 25/64" Id X 3/4" Od
26	2-00-03702	4	Flat Washer, .625 X .281 X .063
27	2-00-00518	4	Lock Washer, 1/4" Hel. Spring
28	2-00-02587	4	Screw, 1/4-20 X 1.25



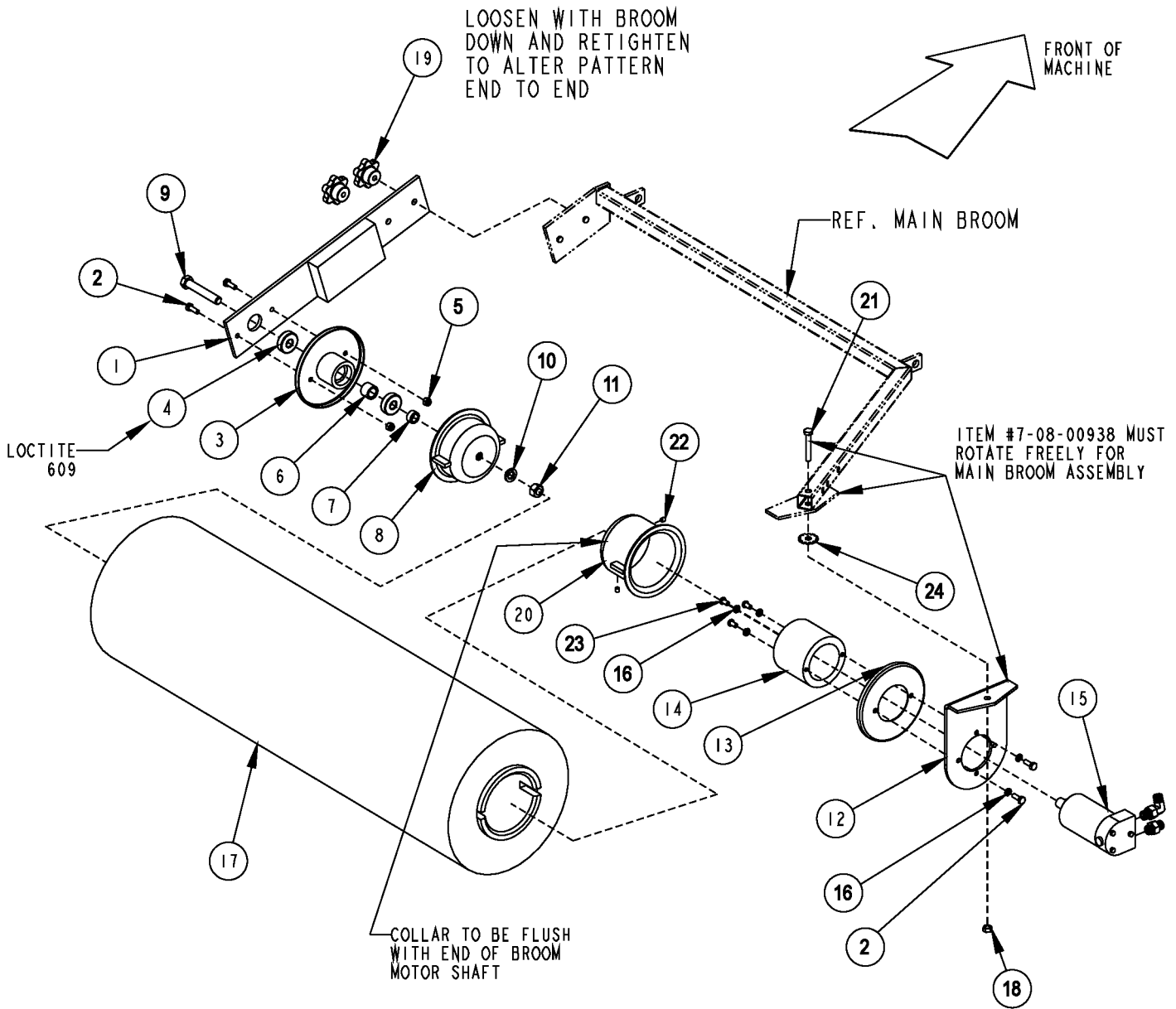
08-3	INSTRUMENT PANEL			
09-3	7730			37

Item	Ref. No.	Qty	Description
1	56515789	1	Panel, Instrument
2	8-18-00513	Ref	Decal, Instrument Panel
3	8-82-00041	1	Key Switch (Ignition)
4	8-82-00030	1	Horn Switch, Push Button
5	0785-095	1	Hobbsmeter
6	2-00-05904	1	Solenoid Controller, 1 Hz
7	7-64-00037	7	Relay, 36v W/Diode Assembly
8	2-00-05857	1	Light, High Recov./Low Solut.
9	2-00-05858	1	Light, Hopper Open
10	2-00-03061	2	Screw, #10-24 X 1.0 Truss Head
11	2-00-05262	2	Insert, 10-24 Thread
12	8-64-00007	5	Circuit Breaker, 10 Amp
13	2-00-05869	3	Gasket, Switch
14	2-00-05868	3	Switch Plug, Sealed Panel
15	2-00-05827	2	Switch Body
16	2-00-05828	1	Rocker Switch Body, Hopper
17	2-00-05829	1	Rocker Switch Body, Dust Control
18	2-00-05830	1	Rocker Switch Body, Scrub Mode
19	2-00-05831	1	Rocker Switch Body, Squeegee
20	8-64-00008	1	Circuit Breaker, 15 Amp
21	2-00-05834	1	Actuator, Forward/Reverse
22	2-00-05850	1	Actuator, Scrub Mode
23	2-00-05849	1	Actuator, Squeegee
24	2-00-05852	1	Actuator, Broom
25	2-00-05851	1	Actuator, Dust Control
26	2-00-05853	1	Actuator, Hopper
27	8-11-00044	6	Boot
28	7-39-00028	1	Knob, Solution Flow Module
29	2-00-00071	1	Screw, #10-24 X 1.25 Lg
30	8-64-00020	1	Relay, Time Delay (20 Sec)
31	2-00-00426	1	Flat Washer, .50 X .219 X .063
32	2-00-01246	1	Nut, Elastic Stop #10-24
33	56515788	1	Panel, Fwd/Rev Switch
34	8-18-00497	Ref	Decal, Ignition Switch
35	2-00-05923	8	Screw, #8-32 X .50 Bhsc
36	2-00-05324	8	Insert, #8-32 Thread
[]	0795-171	1	Machine Harness

[] = Not Shown



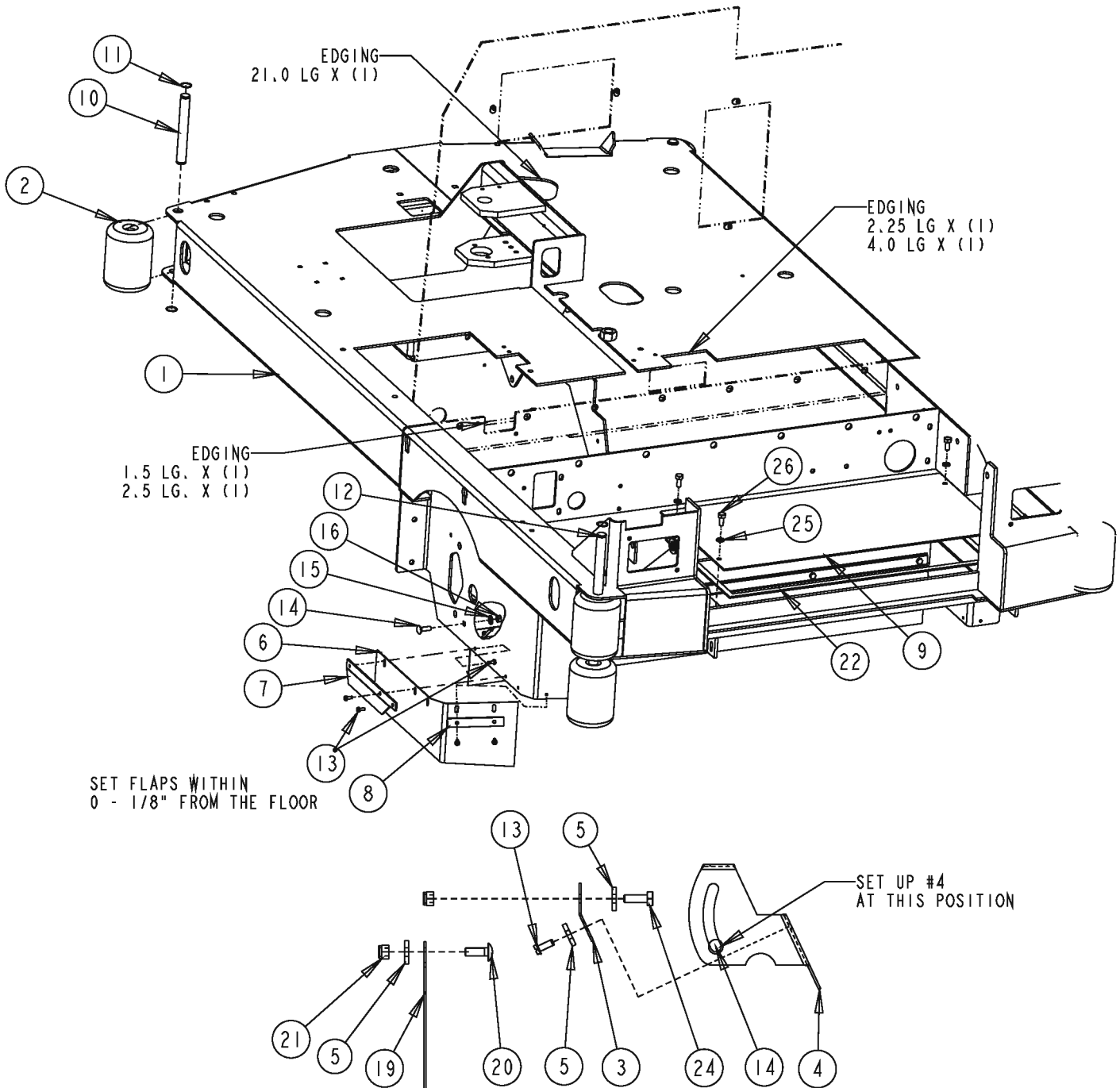
Item	Ref. No.	Qty	Description
1	7-08-01012	1	Bracket, Mb/Sb Broom Adj.
2	7-03-04207	1	Arm, Mb/Sb Broom Adj.
3	2-00-00196	1	Bolt, Car, .31-18 X 1 Gr 5 Zn
4	7-60-00160	1	Pulley, Cable
5	7-13-07130	1	Clip, Cable Ret.
6	2-00-00409	5	Flat Washer, .687 X .344 X .062
7	2-00-00644	6	Hex Nut, Insert Fiber 5/16-18
8	7-03-04191	1	Arm Assy., Main Broom
9	7-23-03056	2	Nut
10	7-39-00032	1	Knob, 5/16 X 2
11	2-00-00218	1	Hex Bolt, 5/16-18
12	7-17-05022	1	Cylinder, Broom
13	7-14-01022	1	Clevis, Broom
14	2-00-03702	1	Washer, .625 X .281 X .063
15	2-00-00205	1	Hex Bolt, Fin., 1/4-20
16	2-00-00641	1	Nut, Fiber Insert 1/4-20
17	7-10-00041	1	Cable, Main Broom
18	2-00-00221	2	Hex Bolt, Fin., 1/4-20x3/4 Lg
19	2-00-05455	1	Screw, 3/8 Shldr 1/2lg 5/16-18
20	2-00-02616	1	Bolt-Hex Head, Finished, 1/2-13
21	2-00-02312	1	Washer, 1/2" Lock
22	2-00-00596	1	Nut, Hex Head 1/2-13 X .44 Lg
23	2-00-00234	1	Screw, 3/8-16 X 1-1/2 Hhc
24	2-95-04182	1	Hex Stop Nut, 3/8-16
25	2-00-05356	2	5/16-18 X 1.25, Hex Head Screw
26	2-00-05473	1	Screw-Hshc 3/8-24 X 1.00



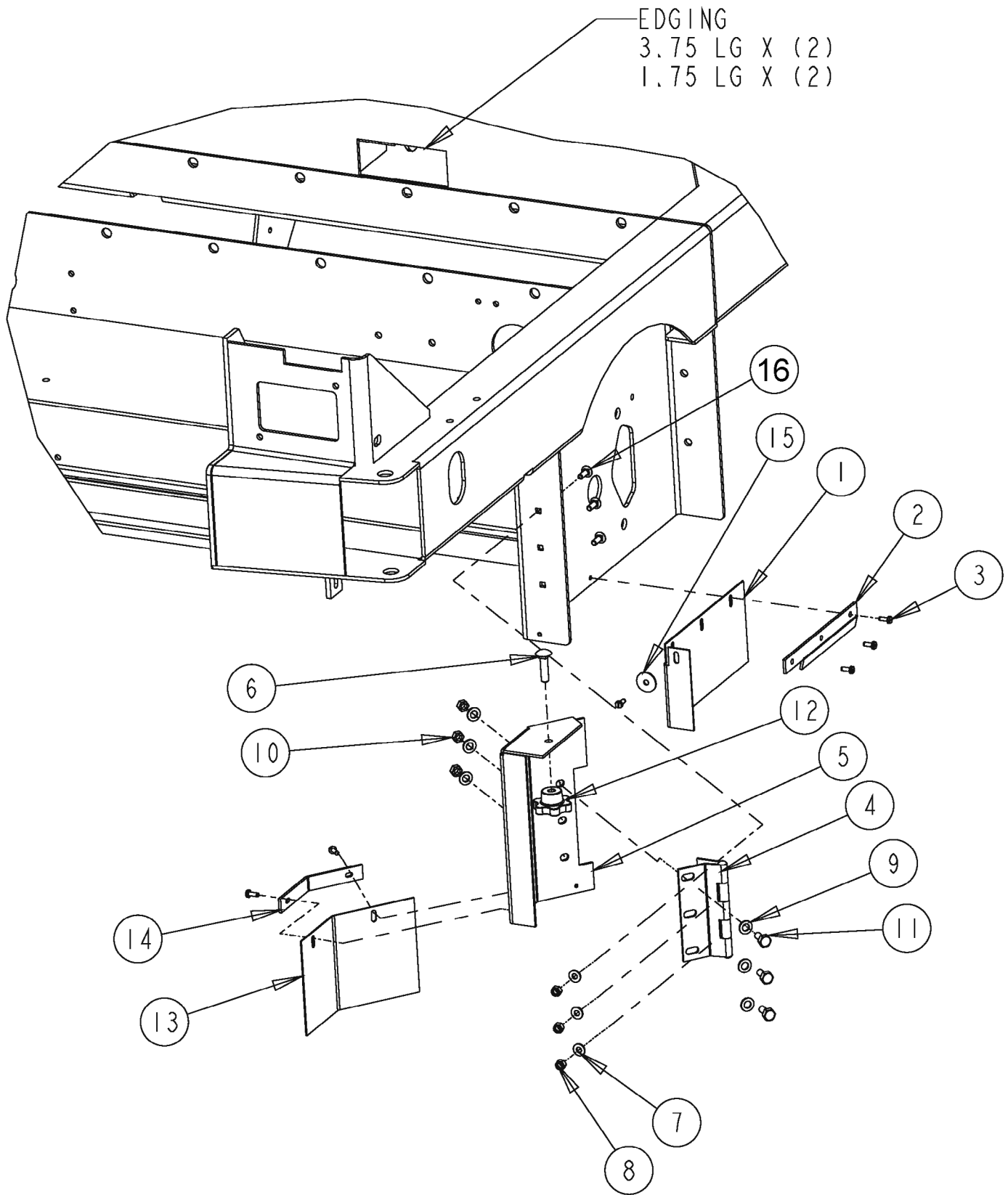
08-3

MAIN BROOM**7730****41**

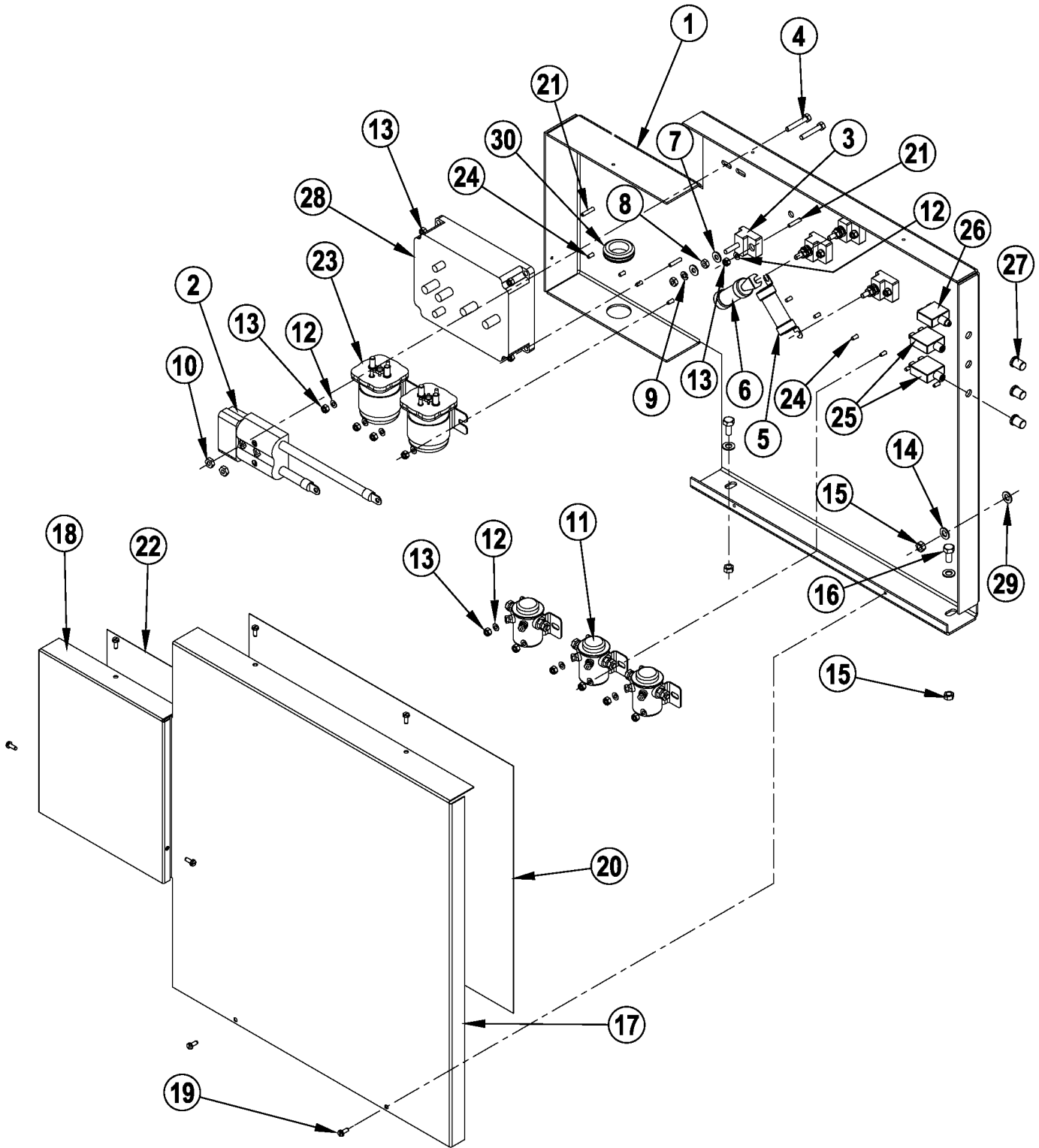
Item	Ref. No.	Qty	Description
1	7-03-04190	1	Arm, Main Broom
2	2-00-00221	4	Hex Bolt, Fin., 1/4-20 X 3/4 Lg
3	8-30-05112	1	Guard
4	2-00-03306	2	Ball Bearing
5	2-00-00641	2	Nut, Fiber Insert 1/4-20
6	8-75-01147	1	Spacer, Mb Idler
7	2-00-03158	1	Spacer
8	8-33-09059	1	Hub, Idler (Weldment)
9	2-00-02616	1	Hex Bolt, Fin., 1/2-13
10	2-00-02312	1	Lock Washer, 1/2"
11	2-00-00596	1	Hex Nut, 1/2-13 X .44 Lg
12	7-08-00938	1	Bracket, Main Broom
13	8-30-05116	1	Guard, Thread
14	8-33-05086	1	Housing, Mb Motor Weldment
15	0885-078	1	Hyd. Motor (Broom Drive)
16	2-00-00518	5	Lock Washer, 1/4" Hel. Sprng
17	8-08-03137	1	Main Broom
18	2-00-00644	1	Hex Nut, Insert Fiber 5/16-18
19	25201a	2	Knob
20	8-33-09062	1	Hub, Mb (Weldment)
21	2-00-00218	1	Bolt-Hex Head, 5/16-18
22	2-00-00263	2	Set Scr-Hs Knurled Cup Pt. #10-24 X 3/8
23	2-00-04750	3	Screw-Socket, Button Head, 1/4-2
24	2-00-03829	1	Lock Washer, 3/8 Int./Ext. Tooth



Item	Ref. No.	Qty	Description
1	56515756	1	Main Frame Weldment
2	7-66-05011-1	5	Roller, Bumper
3	7-32-00042	1	Hinge, M.B. Baffle
4	7-05-01003	1	Baffle, Main Broom
5	7-13-07203	3	Clamp, Mb Chamber (Rear Flap)
6	7-25-08088	1	Flap, Mb Right Side
7	7-13-07207	1	Clamp, Flap (Left)
8	7-13-07206	1	Clamp, Flap (Rh Front)
9	7-16-07418	1	Cover, Dust Cover
10	7-70-05175	3	Pin-Roller Bumper
11	2-00-00540	8	Ring, Ret. Ext. #5100-75, 3/4 D.
12	7-70-05188	1	Pin, Roller Bumper (Sb)
13	2-00-03940	10	Screw, T/C Hh #10-24 X .50 Lg
14	2-00-00196	1	Bolt, Carr, .31-18 X 1 Gr 5 Zn
15	2-00-00409	1	Flat Washer, .687 X .344 X .062
16	2-00-00644	1	Hex Nut, Insert Fiber, 5/16-18
19	7-25-08091	1	Flap, Mb Rear
20	2-00-03575	5	Bolt, Carr, .25-20 X .75 Gr5 Zn
21	2-00-00641	10	Nut, Fiber Insert 1/4-20
22	7-29-00263	1	Gasket, Dust Control
24	2-00-00221	5	Hex Bolt, Finished, 1/4-20 X 3/4 Lg
25	2-00-00530	4	Lock Washer, 5/16"
26	2-00-00208	4	Screw, 5/16-18 X .750 Hhc

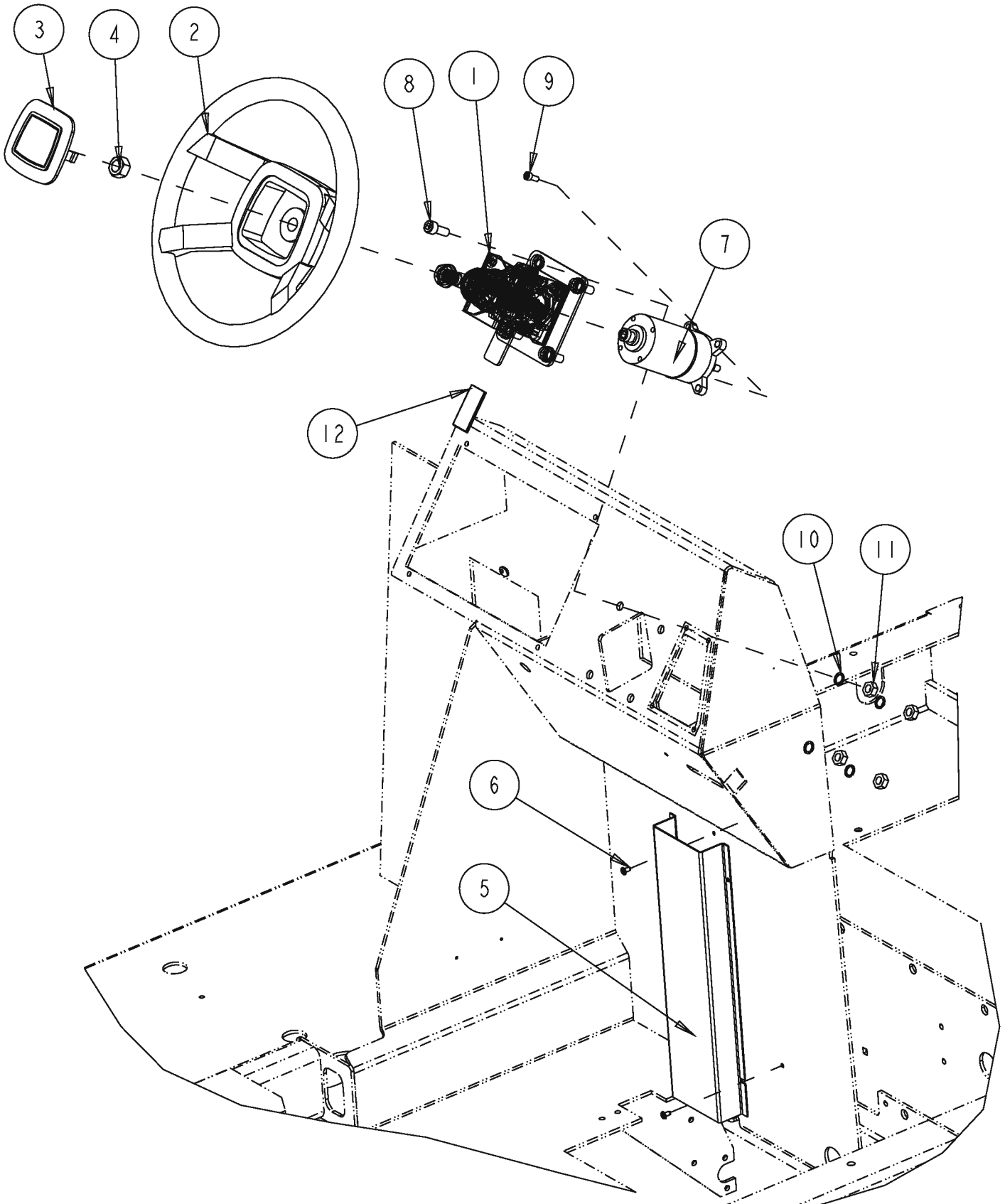


Item	Ref. No.	Qty	Description
1	7-25-08089	1	Flap, Mb (Left)
2	7-13-07204	1	Clamp, Flap (Left)
3	2-00-03940	6	Screw, T/C Hh #10-24 X .50 Lg
4	7-32-00039	1	Hinge, Broom Door
5	56109302	1	Panel, Broom Door
6	2-00-03750	1	Bolt, Carriage, 3/8-16 X 1.5"
7	2-00-03702	3	Washer, .625 X .281 X .063
8	2-00-00641	3	Nut, Fiber Insert 1/4-20
9	2-00-00409	6	Flat Washer, .687 X .344 X .062
10	2-00-00644	3	Hex Nut, Insert Fiber, 5/16-18
11	2-00-00208	3	Screw, 5/16-18 X .750 Hhc
12	25201a	1	Knob
13	7-25-08090	1	Flap, Mb Door Panel
14	7-13-07205	1	Clamp, Flap (Panel)
15	2-00-01676	1	Flat Washr, 1.063x.266x.063 Stl
16	2-00-03575	3	Bolt, Carr, .25-20 X .75 Gr5 Zn



08-3	POWER PANEL		
09-3	7730		47

Item	Ref. No.	Qty	Description
1	7-52-00193	1	Panel, Power
2	0795-173	1	Harness, Power Panel - Battery
3	8-06-05004	4	Terminal Block
4	2-00-00203	2	Hex Screw, 1/4-20 X 1.50
5	8-28-05019	1	Fuse (70 Amp) Ack-70 (Cooper-Bussmann Pn)
6	8-28-05021	1	Fuse (120 Amp) Ack-120 (Cooper-Bussman Pn)
7	2-00-03702	8	Washer, .625 X .281 X .063
8	2-00-00594	8	Hex Nut, 1/4-20
9	2-00-00518	4	Lock Washer, 1/4 Hel. Sprng
10	2-00-02336	2	Nut, Special
11	2-00-04825	3	Solenoid
12	2-00-00426	14	Flat Washer, .50 X .219 X .063
13	2-00-01246	18	Nut, Elastic Stop #10-24
14	2-00-00409	4	Flat Washer, .687 X .344 X .062
15	2-00-00644	4	Hex Nut, Insert Fiber 5/16-18
16	2-00-00208	2	Screw, 5/16-18 X .75 Hhc
17	7-16-07460	1	Cover, Power Panel
18	7-16-07463	1	Cover, Power Panel
19	2-00-03940	7	Screw, T/C Hh #10-24 X .50 Lg
20	7-35-00023	1	Insulation, Pwr. Panl. Cover
21	2-00-00039	8	Screw, #10-24
22	7-35-00024	1	Insulation, Pwr. Panl. Cover
23	56303198	2	Contactora 36V, Type 4
24	2-00-00049	10	Screw, Rhm 10-24 X .50 Zn Pl
25	7-64-00032	2	Circuit Breaker, 50 Amp
26	7-64-00025	1	Circuit Breaker, 25 Amp
27	56459369	3	Cap, Clear Boot
28	0785-107	1	Controller, Traction Drive
29	2-00-00402	2	Washer, 25/64 Id X 3/4 Od
30	2-00-04721	1	Grommet

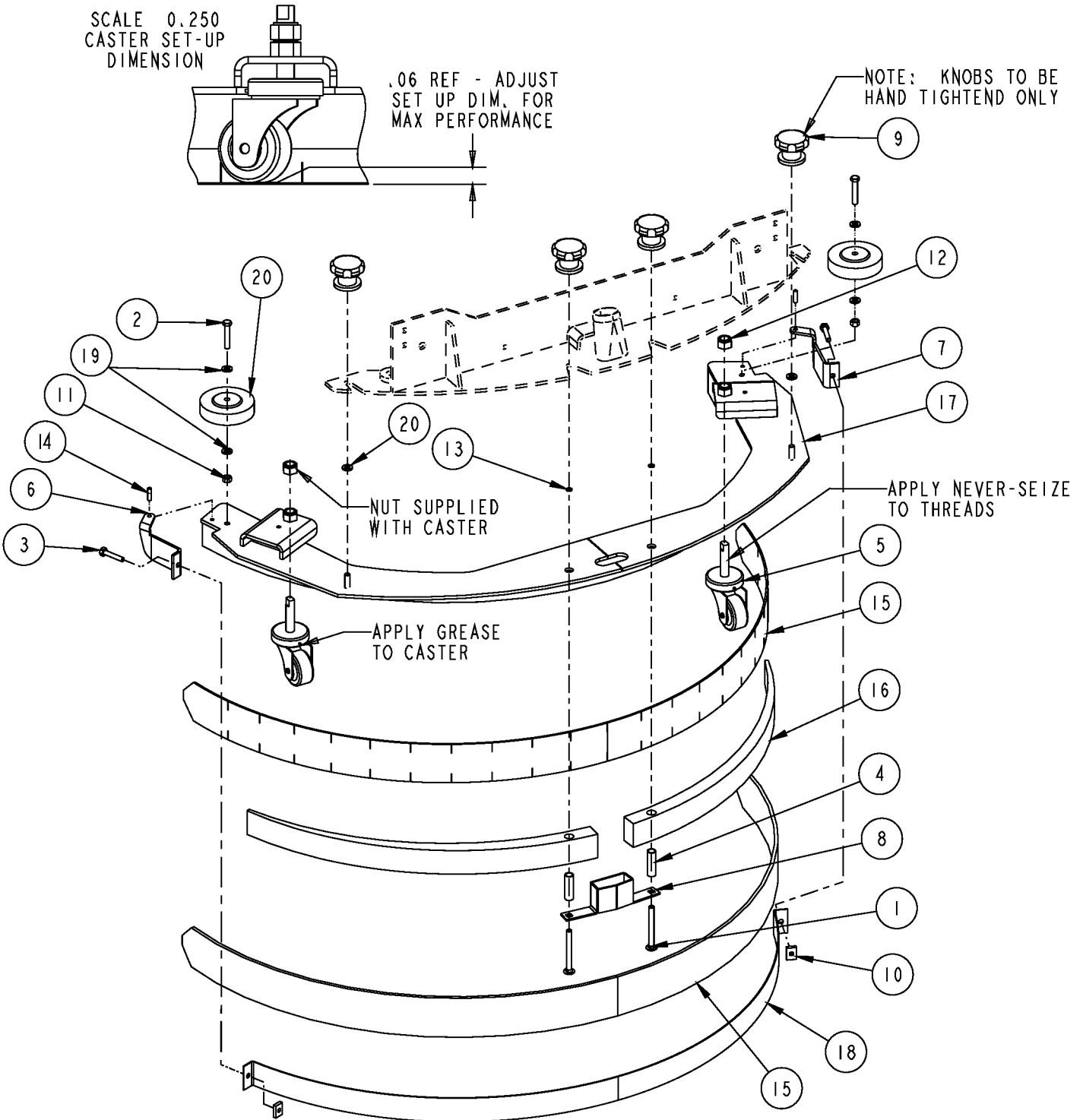


Item	Ref. No.	Qty	Description
1	7-70-05207	1	Shaft, Column Tilt
2	56418460	1	Steering Wheel (Kelch)
3	7-16-07428	1	Cover, Steering Wheel
4	2-00-05433	1	Hex Nut, M16 X 1.50 X 13mm
5	56515790	1	Cover, Hydraulic Hose
6	962987	2	Screw, 10-24 X 3/8
7	7-60-05045	1	Pump, Steering
8	2-00-05901	4	Screw, Hshc M10 X 1.25 X 25mm Bl Ox
9	2-00-05902	4	Screw, Hshc M6 X 1 X 15mm Bl Ox
10	2-00-02311	4	Lock Washer, 7/16 Medium
11	2-00-04959	4	Nut, 10mm X 1.25
12	7-31-06083	1	Grip, Handle

SCALE 0.250
CASTER SET-UP
DIMENSION

.06 REF - ADJUST
SET UP DIM. FOR
MAX PERFORMANCE

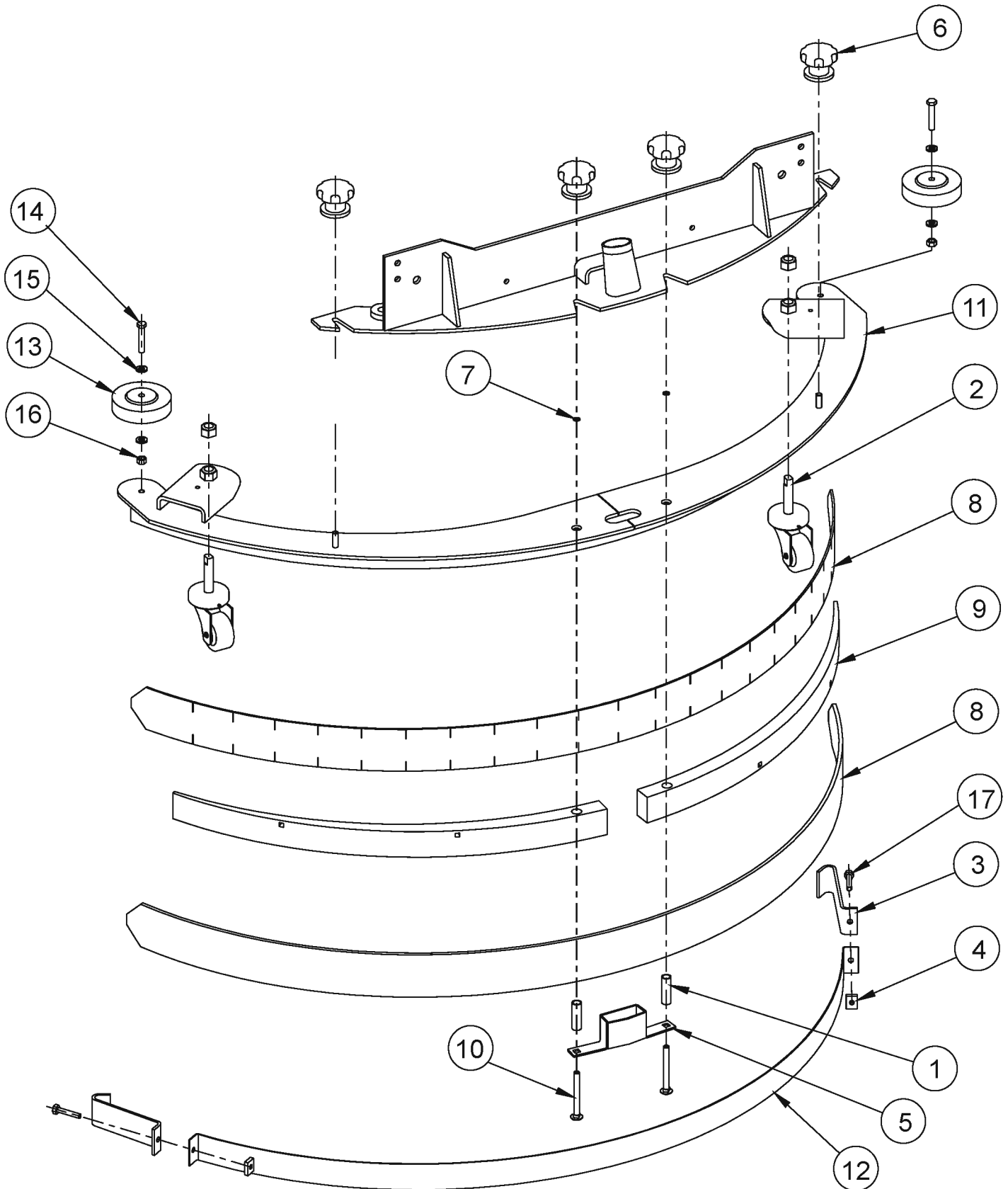
NOTE: KNOBS TO BE
HAND TIGHTEND ONLY



08-3	REAR SQUEEGEE (40")		
09-3	7730		51

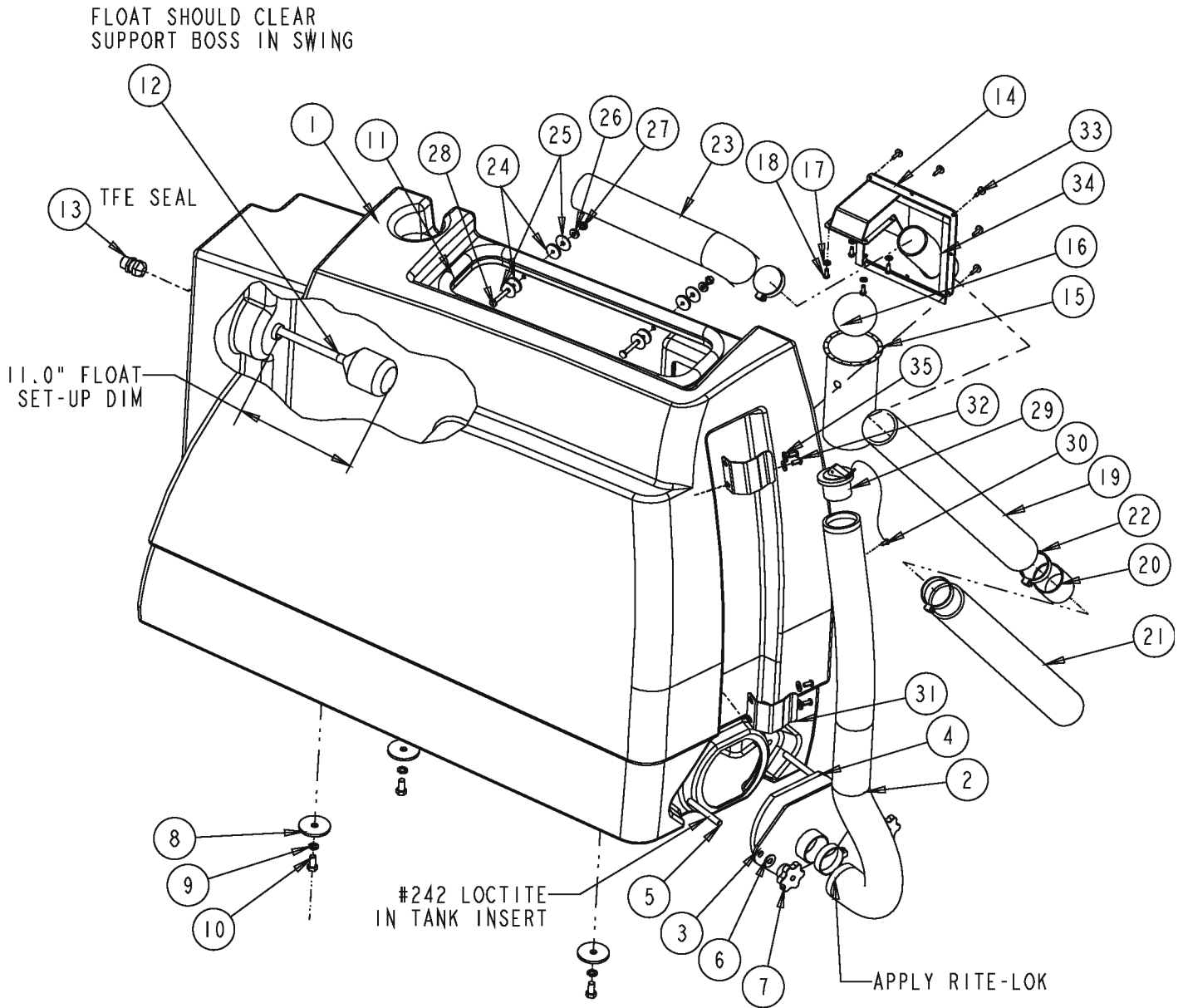
Item	Ref. No.	Qty	Description
1	2-00-05343	2	Carriage Bolt, 3/8-16 X 4"
2	2-00-00216	2	Hex Bolt, 3/8-16 X 2"
3	2-00-05344	2	Hex Bolt, 5/16-18 X 1.75"
4	7-75-01164	2	Bushing, Spacer
5	56304266	2	Caster
6	56515831	1	Clamp, LH Squeegee End
7	56515830	1	Clamp, RH Squeegee End
8	7-20-06010	1	Duct, Squeegee Inlet
9	7-39-00026	4	Knob, Squeegee
10	7-13-07156	2	Nut, Clamp
11	2-00-02360	2	Hex Nut, 3/8-16
12	2-00-00615	2	Hex Nut, 5/8-11
13	2-00-04962	2	O-Ring
14	2-00-03842	2	Pin, Roll 1/4 X 1
15	56515818	1	Kit, Squeegee Blade NOTE 1
16	7-75-01188	2	Spacer, Squeegee
17	56515753	1	Squeegee Weldment (40")
18	7-79-00101	1	Strap, Squeegee Clamp (40")
19	2-00-00402	6	Washer, 25/64" Id X 3/4" Od
20	2-14-00184	2	Wheel

NOTE 1: Squeegee Blade Kits include both front & rear squeegee blades.



Item	Ref. No.	Qty	Description
1	7-75-01164	2	Bushing, Spacer
2	56304266	2	Caster
3	7-13-07157	2	Clamp, Squeegee End
4	7-13-07156	2	Clamp, Nut
5	7-20-06010	1	Duct, Squeegee Inlet
6	7-39-00026	4	Knob, Squeegee
7	2-00-04962	2	O-Ring
8	56515818	1	Kit, Squeegee Blade NOTE 1
9	7-75-01169	2	Spacer, Squeegee
10	2-00-05343	2	Carriage Bolt, .38-16 X 3.50 Ss
11	56515804	1	Squeegee Weldment
12	7-79-00088	1	Strap, Squeegee Clamp
13	2-14-00184	2	Wheel
14	2-00-00216	2	Screw, 3/8-16 X 2.0 Hhc
15	2-00-00402	4	Flat Washer, .75 X .390 X .0944
16	2-00-02360	2	Hex Nut, 3/8-16
17	2-00-05344	2	Screw, Hhm .313-18 X 1.75 Ss

NOTE 1: Squeegee Blade Kits include both front & rear squeegee blades.



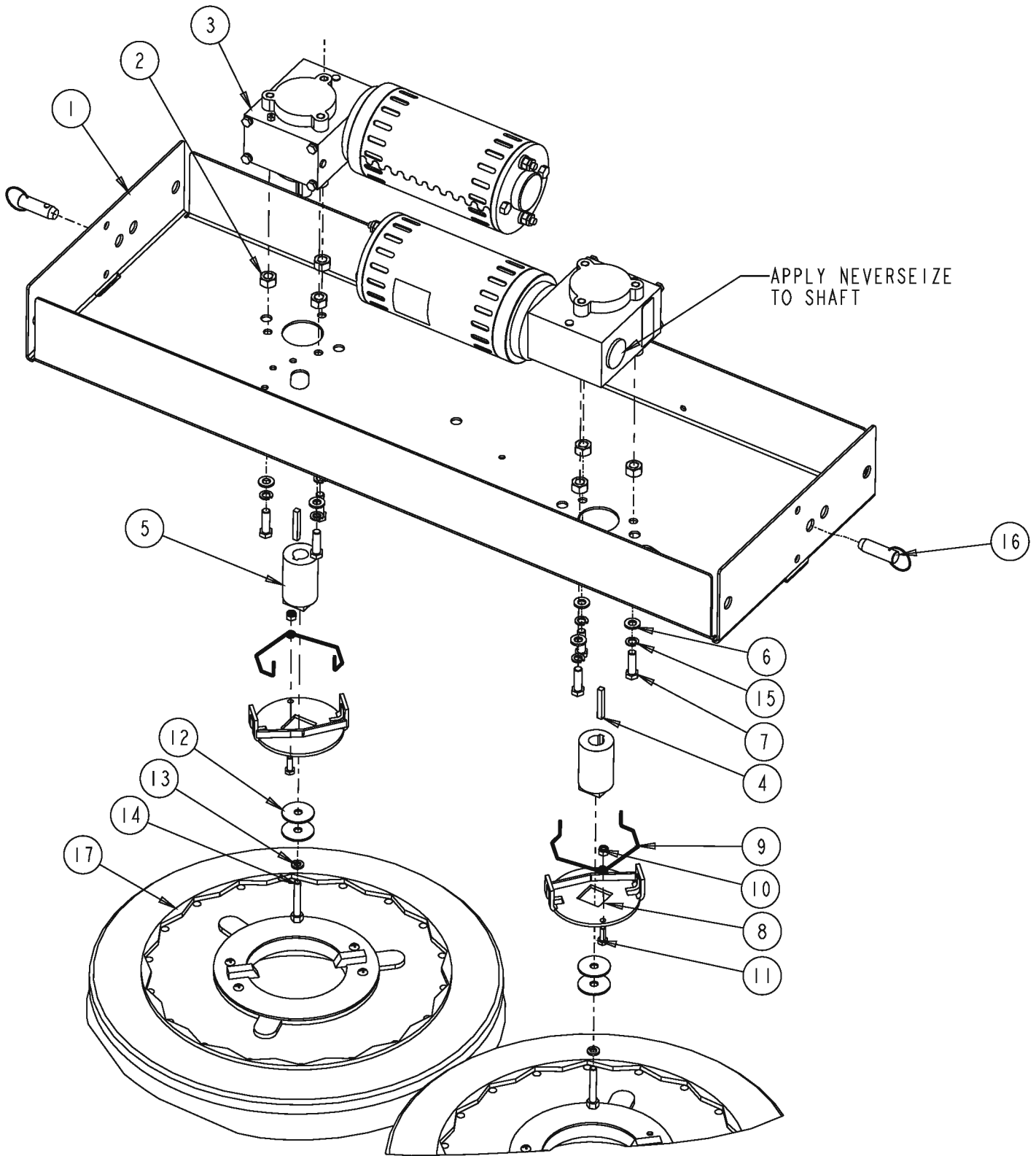
08-3

RECOVERY TANK

09-3

7730**55**

Item	Ref. No.	Qty	Description
1	56515769	1	Tank, Recovery
2	7-33-02590	1	Hose Assy., Drain
3	56515768	1	Door, Rec. Tank Drain
4	7-29-00250	1	Gasket, Rec. Tank Drain
5	7-80-05086	2	Stud, Cleanout Door
6	2-00-00410	2	Flat Washer, .875 X .375 X .060
7	25201a	2	Knob
8	2-95-04689	3	Washer, Axle
9	2-00-02310	3	Lock Washer, 3/8"Hel. Sprng
10	2-00-00232	3	Hex Bolt, Finished, 3/8-16
11	7-29-00265	1	Gasket, Vac Recovery
12	0775-164	1	Switch (Gray), Float
13	7-09-01122	1	Bushing
14	56515767	1	Plate, Vac. Inlet (Welded)
15	7-10-04008	1	Cage, Float
16	7-26-04012	1	Float, Recovery
17	2-00-00466	4	Flat Washer, .625 X .203 X .031
18	2-00-03940	4	Screw, T/C Hh #10-24 X .50 Lg
19	7-33-02397	1	Hose, Squeegee
20	7-87-02203	1	Coupling
21	7-33-02420	1	Hose, Tank Squeegee
22	2-00-02216	4	Clamp, Hose
23	7-33-02427	1	Hose, Rec. Tank Inlet
24	2-14-03197	4	Washr, Neoprene, 1 X .19 X 1/8
25	2-00-05237	4	Flat Washr, 1.063 X .265 X .063
26	2-00-04687	2	Lock Washer, 1/4" Hel. Sprng
27	2-00-04688	2	Hex Nut, 1/4-20
28	2-00-04966	2	Screw, 1/4-20 X 1.50 Hhm
29	7-25-02033	1	Plug, Hose
30	2-00-03466	1	Screw, #10-16 X 1/2
31	56515828	2	Hanger, Drain Hose
32	2-00-04876	4	Screw, 1/4-20 X .50 Bhcs W/Nylok
33	2-00-01994	8	Screw, #8-15 X 3/4 Lg, Tf/Prh
34	7-29-00281	4	Gasket
35	2-00-03702	4	Washer, .625 X .281 X .063



08-3	SCRUB DECK (40")		
09-3	7730		57

Item	Ref. No.	Qty	Description
1	7-27-07202	1	Frame, Brush Drive (40")
2	2-00-00596	6	Hex Nut, 1/2-13 X .44 Lg
3	0760-542	2	Motor & Reducer Assy.(Motor Brush Kit: 0780-582)
4	2-00-03463	2	Key - 1/4 Sq. X 2.63 Steel
5	7-33-09042	2	Hub, Brush Drive
6	2-00-00402	6	Washer, 25/64" Id X 3/4" Od
7	2-00-00209	6	Hex Bolt, 3/8-16
8	7-03-04123	2	Arm, Brush Drive (Weldment)
9	7-41-00027	2	Latch, Brush Driver
10	2-00-00641	2	Nut, Fiber Insert 1/4-20
11	2-00-00221	2	Hex Bolt, Fin., 1/4-20 X 3/4 Lg
12	2-00-04851	4	Washer, Engine Mount
13	2-00-00530	2	Lock Washer, 5/16"
14	2-00-00218	2	Hex Bolt, 5/16-18
15	2-00-02310	6	Lock Washer, 3/8" Hel. Spring
16	7-55-08151	2	Pin, Lock Up
17	0765-271	Ref	Scrub Brush Assy.
[]	0795-180	1	Scrub Motor Harness

[] = Not Shown

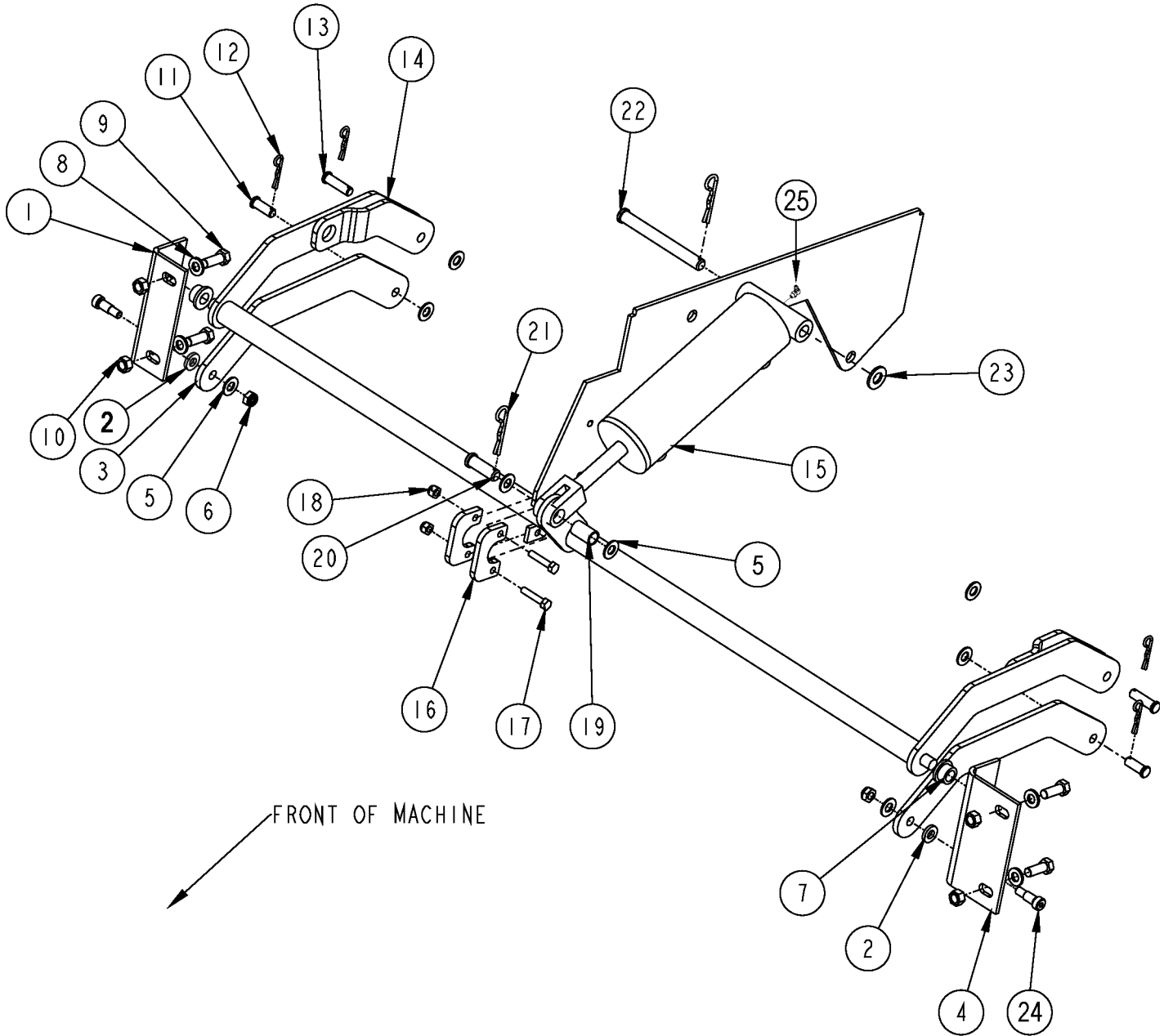
SCRUB DECK LIFT (40")

08-3

58

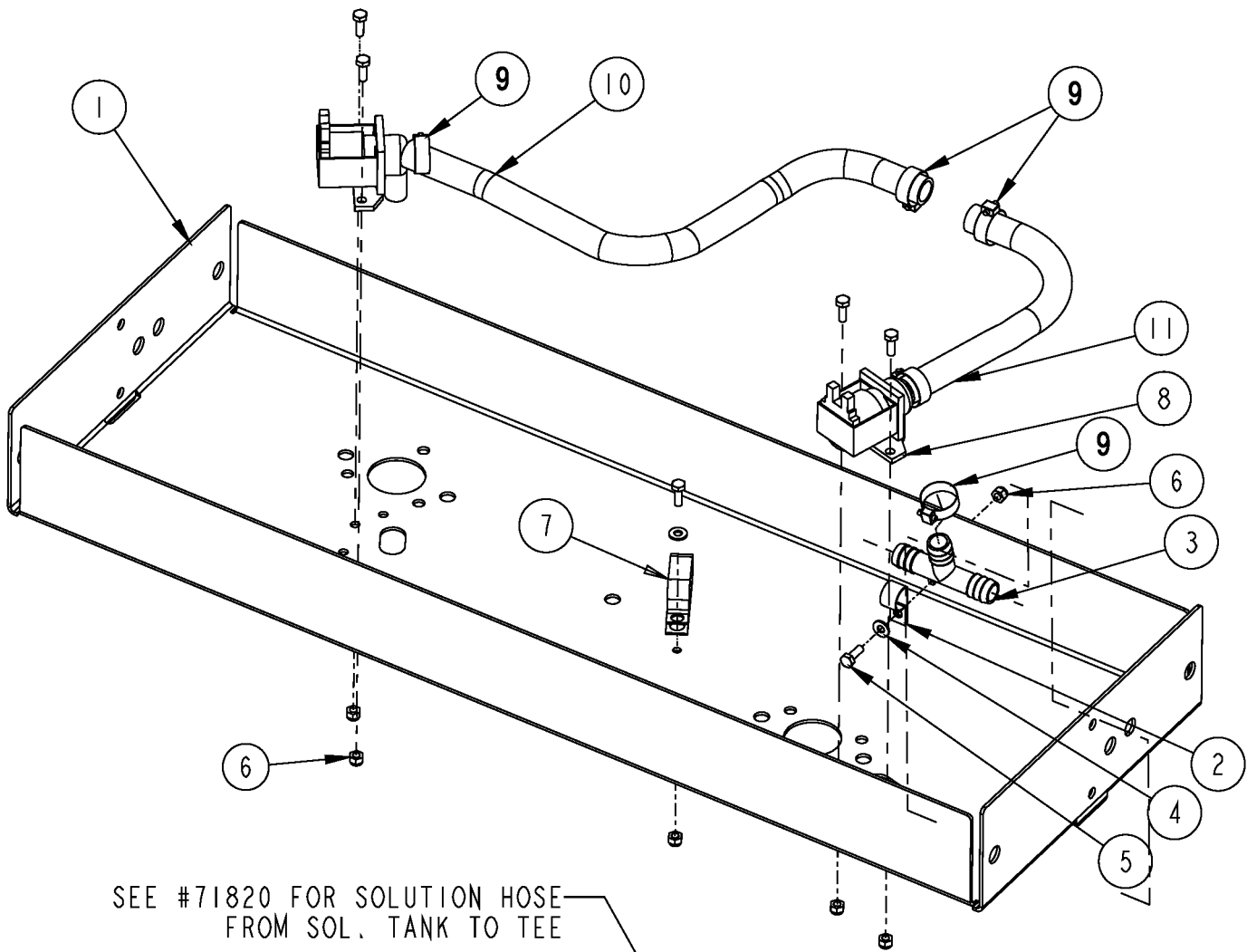
7730

08-7

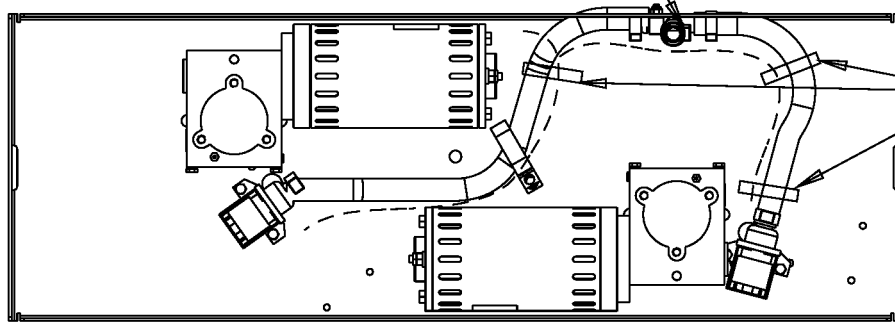


08-3	SCRUB DECK LIFT (40")		
08-7	7730		59

Item	Ref. No.	Qty	Description
1	7-08-01029	1	Bracket (Rh), Frame To Scrub Deck Lift
2	2-00-05505	2	Bearing, Thrust, Plain, Bronze, 1/2 Id X 1.0 Od
3	7-42-05172	2	Arm, Lower Scrub Deck Lift
4	7-08-01030	1	Bracket (Lh), Frame To Scrub Deck Lift
5	2-00-00456	8	Flat Washer, .812x.406x.063 S/S
6	2-00-00646	2	Lock Nut, Elastic, 5/16-18
7	2-00-05506	2	Bearing, Flanged, Plain, Bronze, 1/2 Id X 3/4 Od
8	2-00-00402	4	Washer, 25/64 Id X 3/4 Od
9	2-00-00233	4	Hex Bolt, Fin., 3/8-16 X 1.00
10	2-95-04182	4	Nut, Hex Stop, 3/8-16
11	2-00-05507	2	Pin, Clevis, 3/8 Dia X 1.0 Lg
12	2-00-05503	4	Hairpin, Cotter
13	2-00-05508	2	Pin, Clevis, 3/8 Dia X 1-5/16 Lg
14	7-70-05197	1	Shaft, 40" Sd Lift (Weldment)
15	7-17-05025	1	Cylinder, Hyd., Sd Lift
16	7-13-07222	2	Clamp, Shaft Support, Sd Lift
17	2-00-02587	2	Screw (Cap), Hex, .25-20 X 1.25
18	2-00-00641	2	Nut, Fiber Insert 1/4-20
19	2-00-05501	1	Bearing, Plain Sleeve, Bronze, 1/2 Id X 5/8 Od
20	2-00-05500	1	Pin, Clevis, 1/2 Dia X 1-27/64 Lg
21	2-00-05320	2	Hairpin, Cotter
22	2-00-05510	1	Pin, Clevis, 1/2 Dia X 4-1/2 Lg
23	2-00-00405	1	Flat Washer, 1.063 X .531 X .094
24	2-00-05504	2	Screw-Shoulder, 5/16-18 X 5/8, Hex Socket Hd
25	2-00-02559	1	Grease Fitting, 1/4-28 x 90



SEE #71820 FOR SOLUTION HOSE FROM SOL. TANK TO TEE



TYE WRAP FOR ELECTRICAL HARNESS

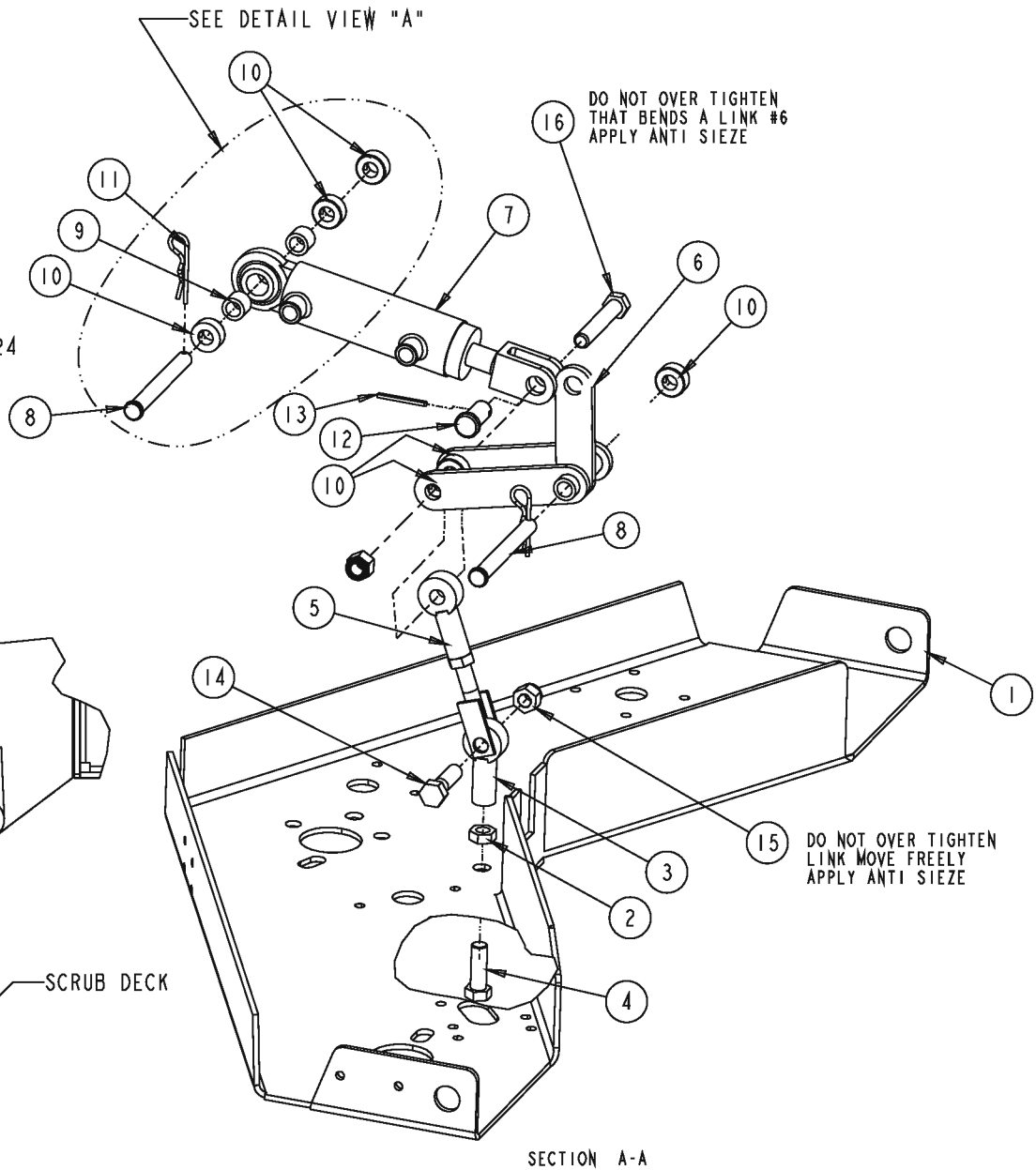
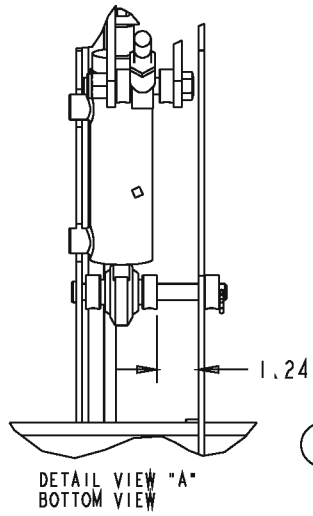
TOP VIEW
SCALE 0.125

FRONT OF MACHINE
↓

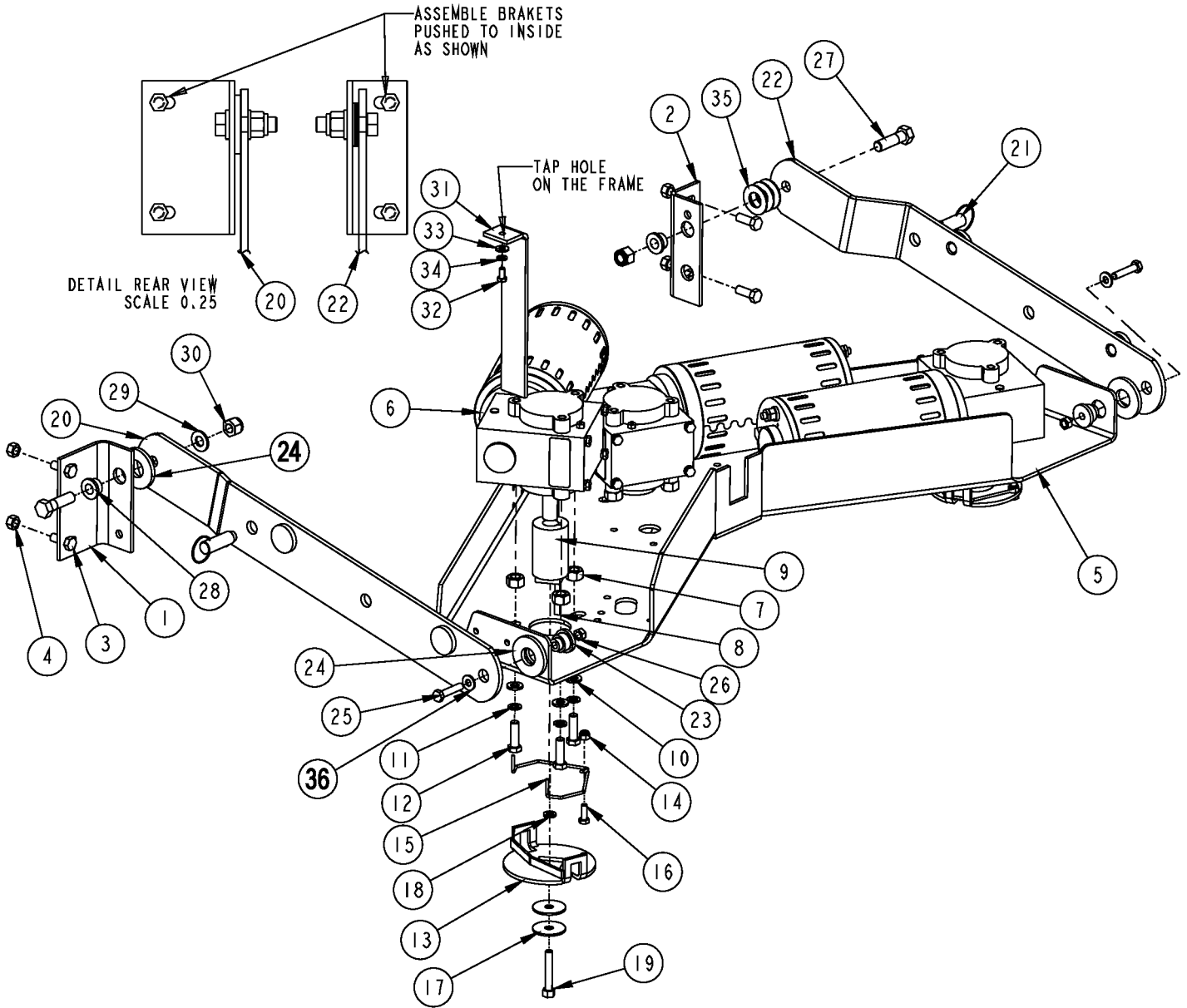
08-3

SCRUB DECK SOLUTION FEED HOSES (40")**7730****61**

Item	Ref. No.	Qty	Description
1	7-27-07202	Ref	Frame, Brush Drive (40")
2	2-00-04564	1	Clamp, Cable
3	2-00-05447	1	T-Fitting, Barbed, 3/4 X 3/4 X 3/4
4	2-00-03702	2	Washer, .625 X .281 X .063
5	2-00-00221	6	Hex Bolt, Fin., 1/4-20 X 3/4 Lg
6	2-00-00641	6	Nut, Fiber Insert 1/4-20
7	2-00-05253	1	Clamp, Double 3/4" Wire
8	7-88-00087	2	Valve, Solution (36vdc)
9	2-00-02220	5	Clamp, Hose
10	7-33-02424	1	Hose, Solution Feed
11	7-33-02430	1	Hose, Solution Feed



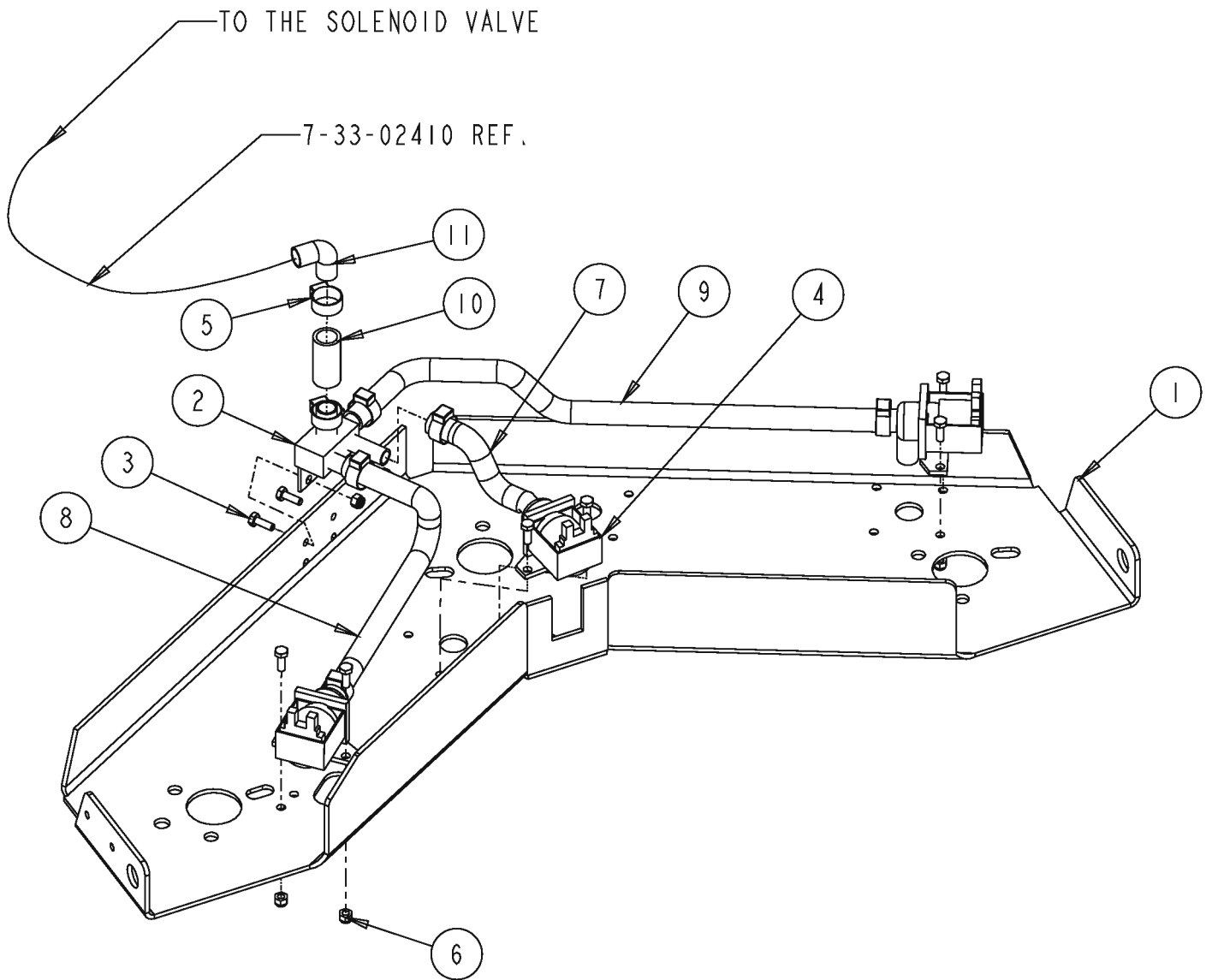
Item	Ref. No.	Qty	Description
1	56515765	1	Brush Frame
2	2-00-00591	2	Nut, Hex Jam, 1/2-20
3	8-66-00144	2	Rod End
4	2-00-02691	1	Screw
5	7-42-05179	1	Link, Deck Lift
6	7-03-04234	1	Arm, Scrub Deck Lift (Weldment)
7	7-17-05020	1	Cylinder, Hopper Door
8	2-00-05510	2	Pin, Clevis, 1/2 Dia X 4 1/2 Lg
9	2-00-03151	2	Spacer, 1/2 Id X 3/4 Od X 5/8 Lg
10	2-00-03589	6	Collar
11	2-00-05320	2	Hairpin, Cotter
12	7-55-08169	1	Pin, .625 Dia X 1-1/4 (W/Hairpin Cotter)
13	2-00-00775	1	Cotter Pin, 1/8 Dia X 1 Lg
14	2-00-00241	1	Bolt 1/2-13 X 1-3/4 Lg
15	2-00-04936	2	Locknut, Elastic, 1/2-13
16	2-00-02616	1	Hex Bolt, Fin., 1/2-13 X 3.00



08-3	SCRUB DECK & LIFT (CONT) (46")		
09-3	7730		65

Item	Ref. No.	Qty	Description
1	7-08-01030	1	Bracket (Lh), Frame To Scrub Deck Lift
2	7-08-01029	1	Bracket (Rh), Frame To Scrub Deck Lift
3	2-00-00233	4	Hex Bolt, Fin., 3/8-16 X 1.00
4	2-95-04182	4	Nut, Hex Stop, 3/8-16
5	56515765	1	Brush Frame
6	0760-542	3	Motor & Reducer Assy (Motor Brush Kit: 0780-582)
7	2-00-00596	9	Hex Nut, 1/2-13 X .44 Lg
8	2-00-03463	3	Key - 1/4 Sq. X 2.63 Steel
9	7-33-09042	3	Hub, Brush Drive
10	2-00-00402	9	Washer, 25/64 Id X 3/4 Od
11	2-00-02310	9	Lock Washer, 3/8 Hel. Sprng
12	2-00-00209	9	Hex Bolt, 3/8-16
13	7-03-04123	3	Arm, Brush Drive (Weldment)
14	2-00-00641	3	Nut, Fiber Insert 1/4-20
15	7-41-00027	3	Latch, Brush Driver
16	2-00-00221	4	Hex Bolt, Fin., 1/4-20 X 3/4 Lg
17	2-00-04851	6	Washer, Engine Mount
18	2-00-00530	3	Lock Washer, 5/16
19	2-00-00218	3	Hex Bolt, 5/16-18
20	56515805	1	Link, Brush Frame-46" (Lh)
21	7-55-08151	2	Pin, Lock-Up
22	56515806	1	Link, Brush Frame-46" (Rh)
23	7-09-01143	2	Bushing, Brush Lift
24	2-00-05460	3	Washer, 2 Od X .88 Id X .210 Thk
25	2-00-00225	2	Screw, 5/16-18 X 1.5 Hhc
26	2-00-00644	2	Hex Nut, Insert Fiber 5/16-18
27	2-00-00241	2	Bolt, 1/2-13 X 1-3/4 Lg
28	2-00-05506	2	Bearing, Flanged, Plain, Bronze, 1/2 Id X 3/4 Od
29	2-00-00405	1	Flat Washer, 1.063 X .531 X .094
30	2-00-04936	2	Locknut, Elastic 1/2-13
31	7-08-07102	1	Bracket, Scrub Deck (46") Balance
32	2-00-00219	1	Hex Bolt, Fin., 1/4-20
33	2-00-03702	1	Washer, .625 X .281 X .063
34	2-00-00518	1	Lock Washer, 1/4 Hel. Spring
35	2-00-03808	3	Washer, .770 Id X 1.50 Od X .063 Thk
36	2-00-00451	2	Washer, Flat
[]	0795-181	1	Scrub Motor Harness

[] = Not Shown

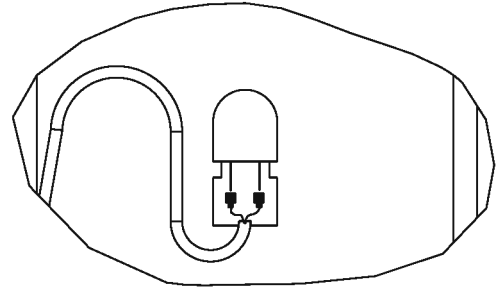


08-3

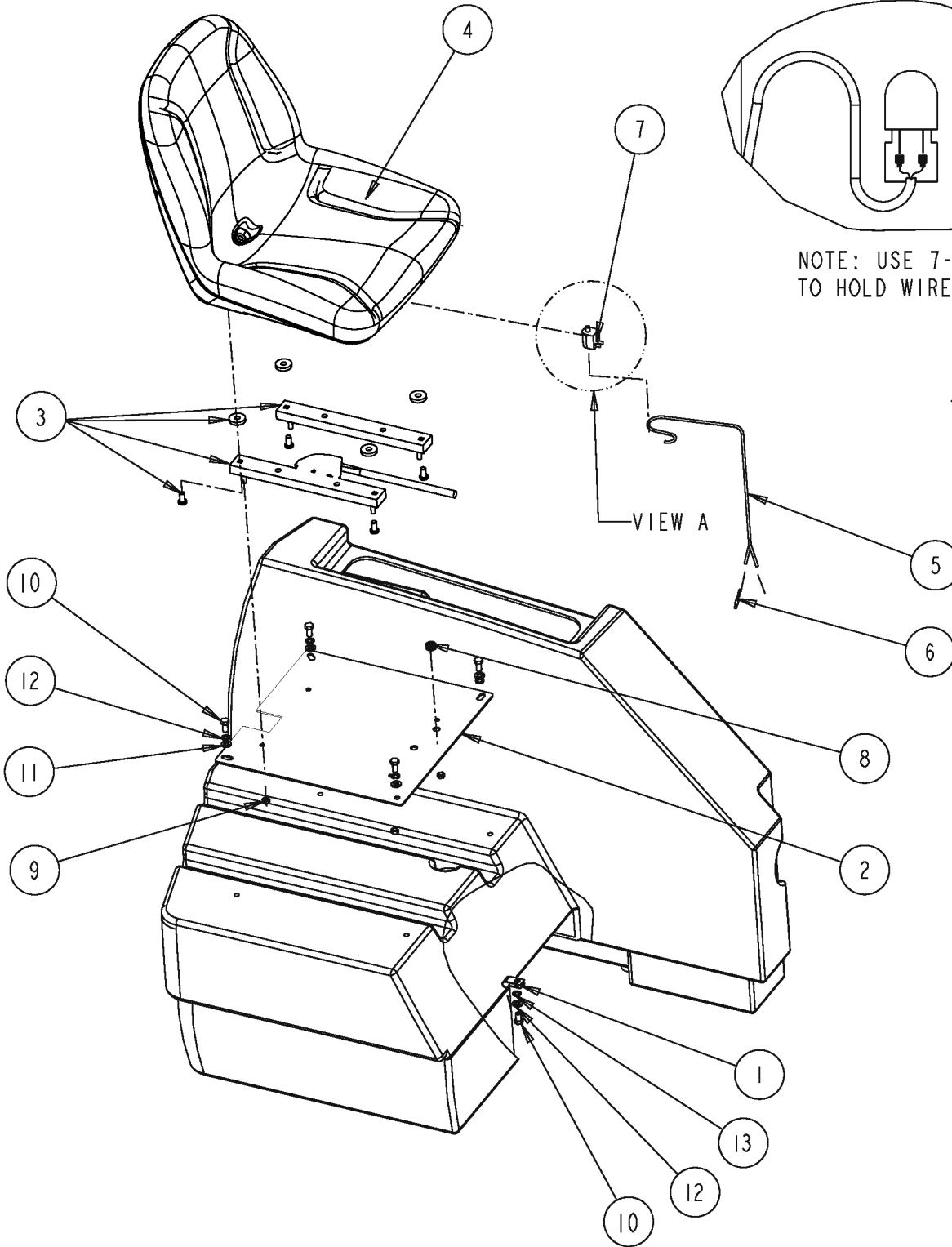
SCRUB DECK SOLUTION FEED HOSES (46")**7730****67**

Item	Ref. No.	Qty	Description
1	56515765	Ref	Frame, Brush
2	7-48-00049	1	Weldment, Water Manifold
3	2-00-00221	8	Hex Bolt, Fin., 1/4-20 X 3/4 Lg
4	7-88-00087	3	Valve, Solution (36vdc)
5	2-00-03407	7	Clamp, Hose (Witteck #10p)
6	2-00-00641	8	Nut, Fiber Insert 1/4-20
7	7-33-02593	1	Hose, Solution Feed (5/6 Id X 6.25 Lg)
8	7-33-02594	1	Hose, Solution Feed (5/8 Id X 12.75 Lg Heater Hose)
9	7-33-02595	1	Hose, Solution Feed (5/8 Id X 23.5 Lg Heater Hose)
10	7-33-02434	1	Hose, Heater, 3/4 X 2 Lg
11	2-00-05380	1	Fitting, Elbow

**VIEW A FOR THE
SEAT SWITCH ASSY**



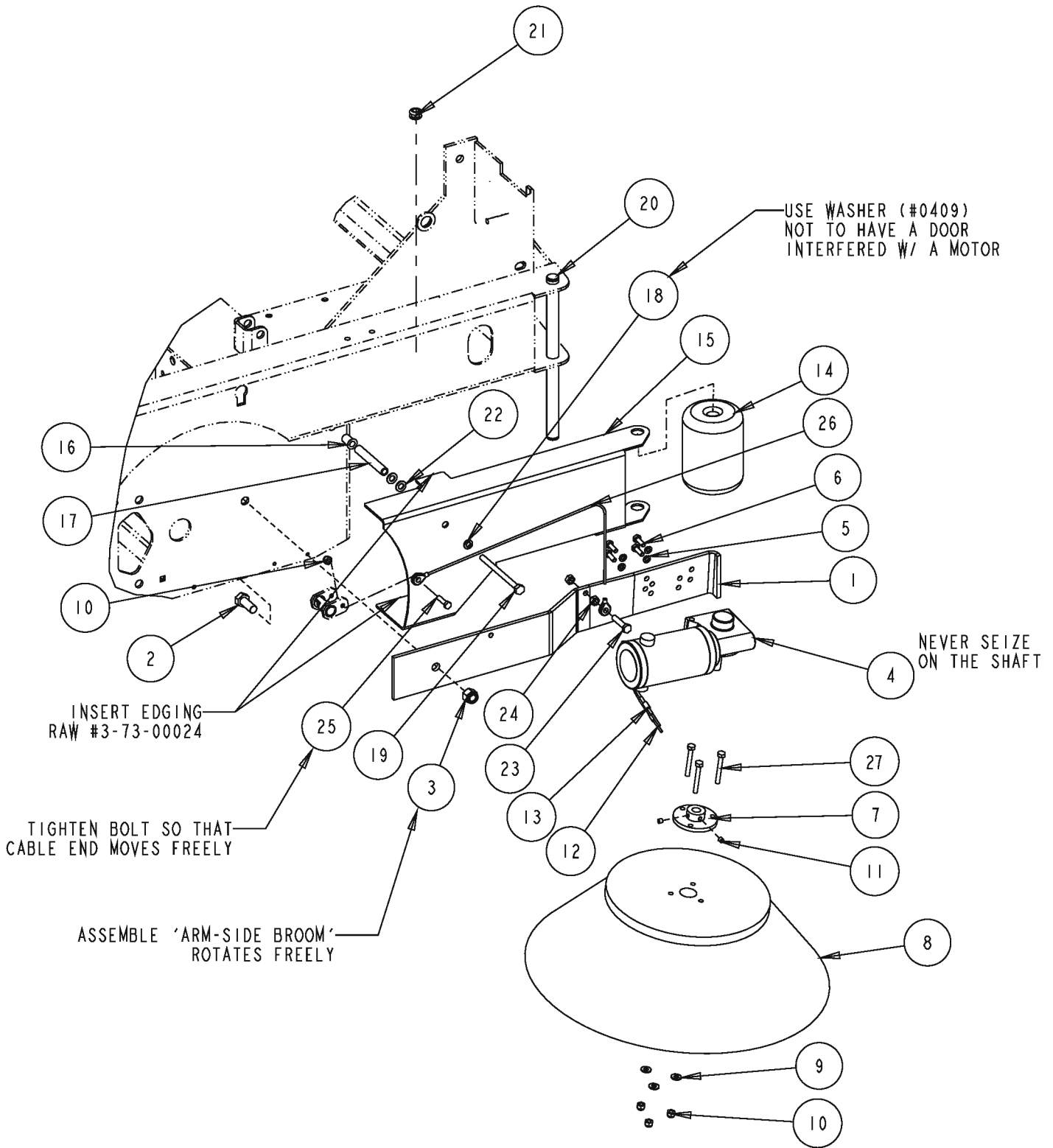
NOTE: USE 7-13-07096
TO HOLD WIRE IN PLACE



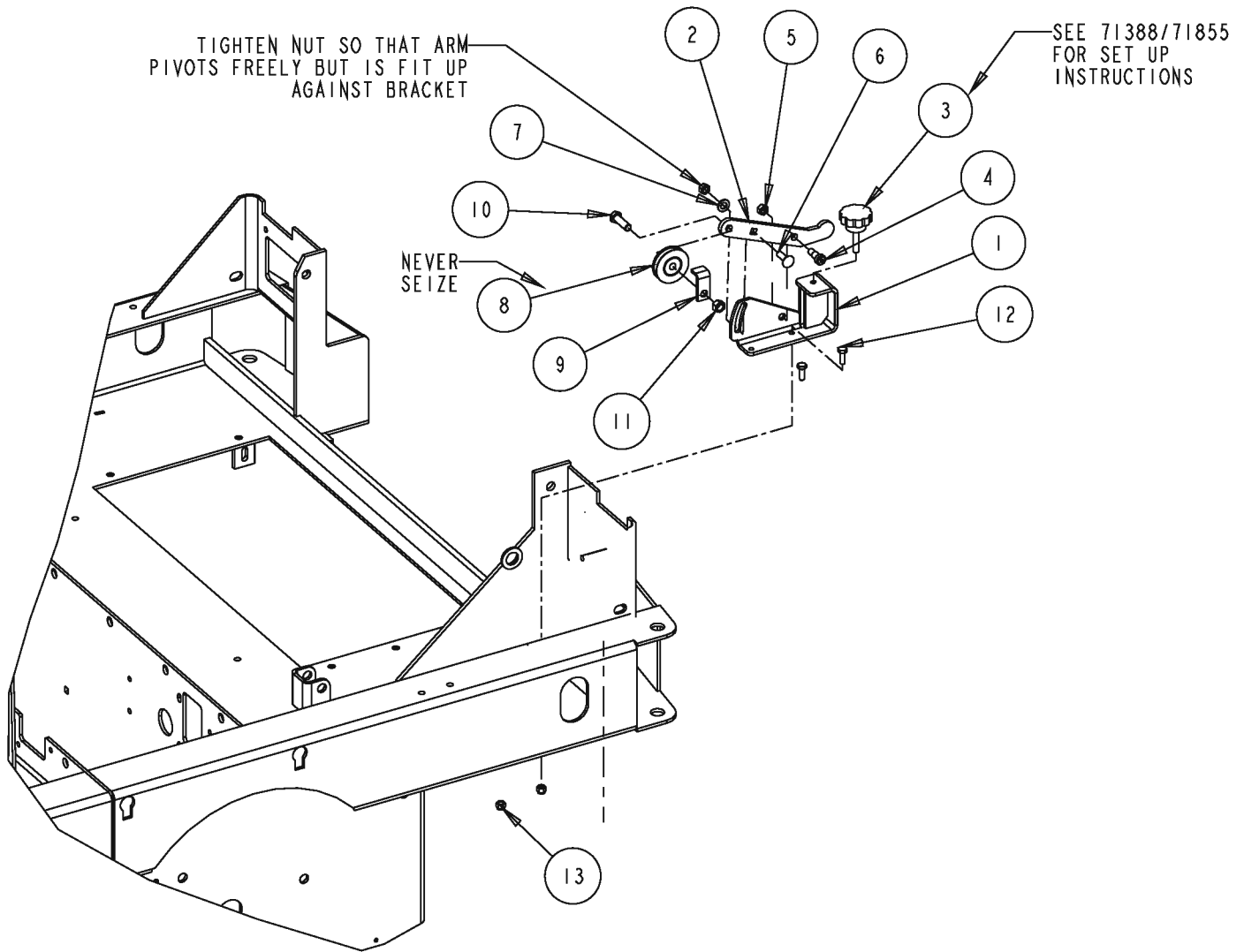
08-3

SEAT ASSEMBLY**7730****69**

Item	Ref. No.	Qty	Description
1	2-00-04873	1	Clamp, Cable
2	56515752	1	Plate, Seat Mounting
3	7-72-05005	1	Seat Adjuster Kit
4	7-69-00008	1	Seat
5	0875-126	1	Harness, Wire
6	2-00-04578	2	Terminal (.156 Male)
7	7-82-00050	1	Switch, Seat
8	2-00-00491	1	Grommet
9	2-00-00644	4	Nut, Insert Fiber, 5/16-18
10	2-00-00232	5	Screw, 3/8-16 X .75 Hhc
11	2-00-00410	4	Flat Washer, .75 X .390 X .094
12	2-00-02310	5	Lock Washer, 3/8 Hel. Sprng
13	2-00-00402	1	Flat Washer, .75 X .391 X .093



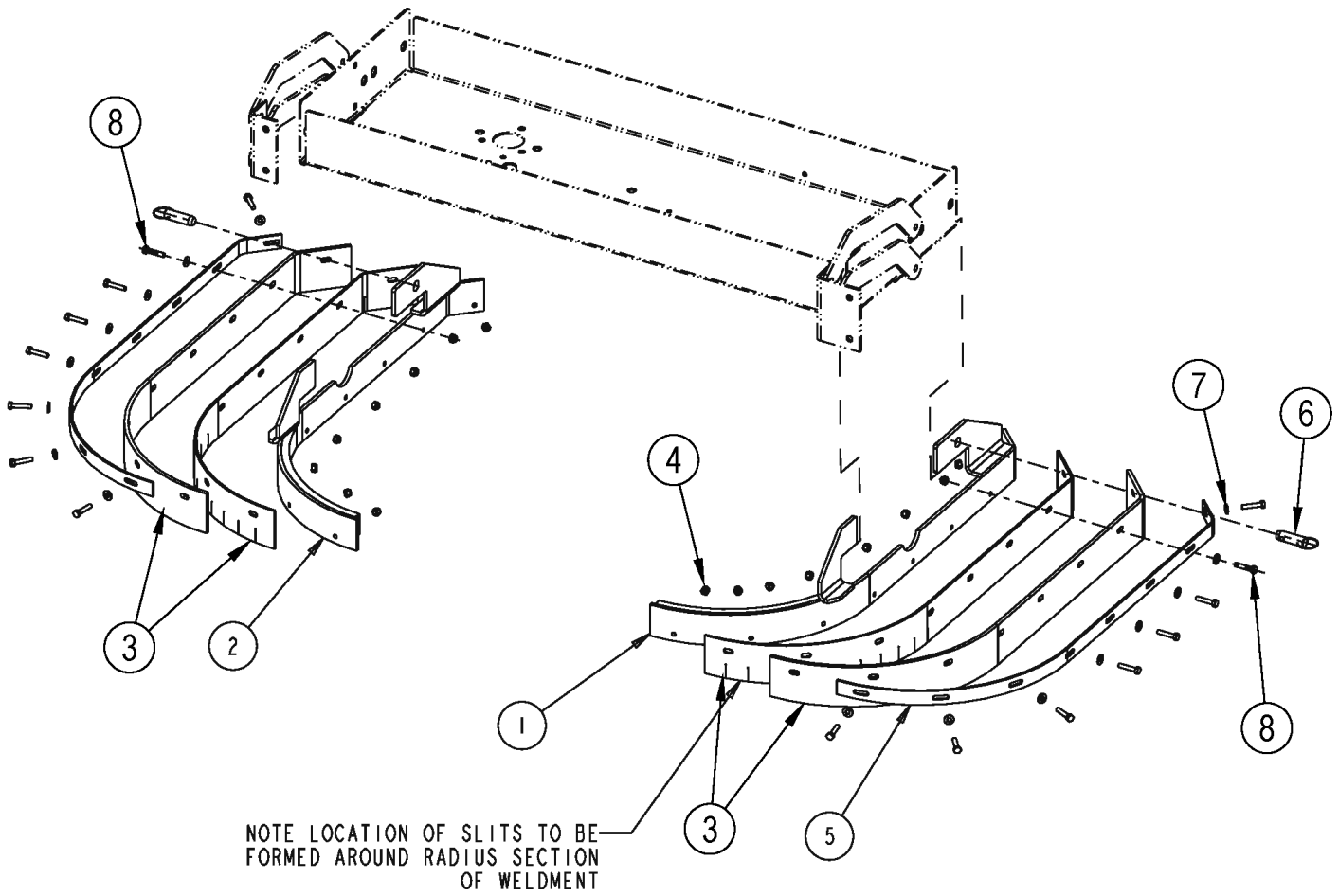
Item	Ref. No.	Qty	Description
1	56515755	1	Arm, Side Broom
2	2-00-00240	1	Screw, 1/2-13 X 1.250 Hhc
3	2-00-04936	1	Lock Nut, Elastic, 1/2-13
4	0885-082	1	Motor Gear Unit, Sb (36v) (Motor Brush: 0875-134/4 Required)
5	2-00-00518	4	Lock Washer, 1/4" Hel. Sprng
6	2-00-00221	4	Hex Bolt, Fin., 1/4-20 X 3/4 Lg
7	7-25-06035	1	Flange, Broom Mount
8	8-08-03215	1	Side Broom
9	2-00-03702	3	Washer, .625 X .281 X .063
10	2-00-00641	4	Nut, Fiber Insert 1/4-20
11	2-00-00263	2	Set Screw, Hs Knurled Cup Pt. #10-24 X 3/8
12	2-00-04578	1	Terminal (.156 Male)
13	2-00-04626	1	Terminal (.156 Female)
14	7-66-05011-1	1	Roller, Bumper
15	56515754	1	Cover, Side Broom
16	2-00-05330	1	Threaded Insert, 5/16-18
17	7-75-01194	1	Spacer, Sb Cover
18	2-00-00530	1	Lock Washer, 5/16"
19	2-00-02655	1	Hex Bolt, Fin., 5/16-18
20	7-70-05188	1	Pin, Roller Bumper
21	2-00-01915	1	Grommet
22	2-00-00409	2	Flat Washer, .687 X .344 X .062
23	2-00-00225	1	Screw, 5/16-18 X 1.5 Hhc
24	2-00-00644	2	Hex Nut, Insert Fiber 5/16-18
25	2-00-00205	1	Hex Bolt, Fin., 1/4-20
26	7-10-00042	1	Cable, Side Broom
27	2-00-02589	3	Screw, 1/4-20 X 2.000 Hhc



08-3

SIDE BROOM (CONT)**7730****73**

Item	Ref. No.	Qty	Description
1	7-08-01012	1	Bracket, Main/Side Brm. Adj.
2	7-03-04207	1	Arm, Main/Side Broom Adj.
3	7-39-00032	1	Knob, 5/16x2
4	2-00-05455	1	Screw, 3/8 Shldr, 1/2lg 5/16-18
5	2-00-00644	2	Hex Nut, Insert Fiber 5/16-18
6	2-00-00196	1	Bolt, Car, .31-18 X 1 Gr 5 Zn
7	2-00-00409	1	Flat Washer, .687 X .344 X .062
8	7-60-00160	1	Pulley, Cable
9	7-13-07130	1	Clip, Cable Ret.
10	2-00-00209	1	Hex Bolt, 3/8-16
11	2-95-04182	1	Hex Nut, Stop 3/8-16
12	2-00-00221	2	Hex Bolt, Fin., 1/4-20 X 3/4 Lg
13	2-00-00641	2	Nut, Fiber Insert 1/4-20

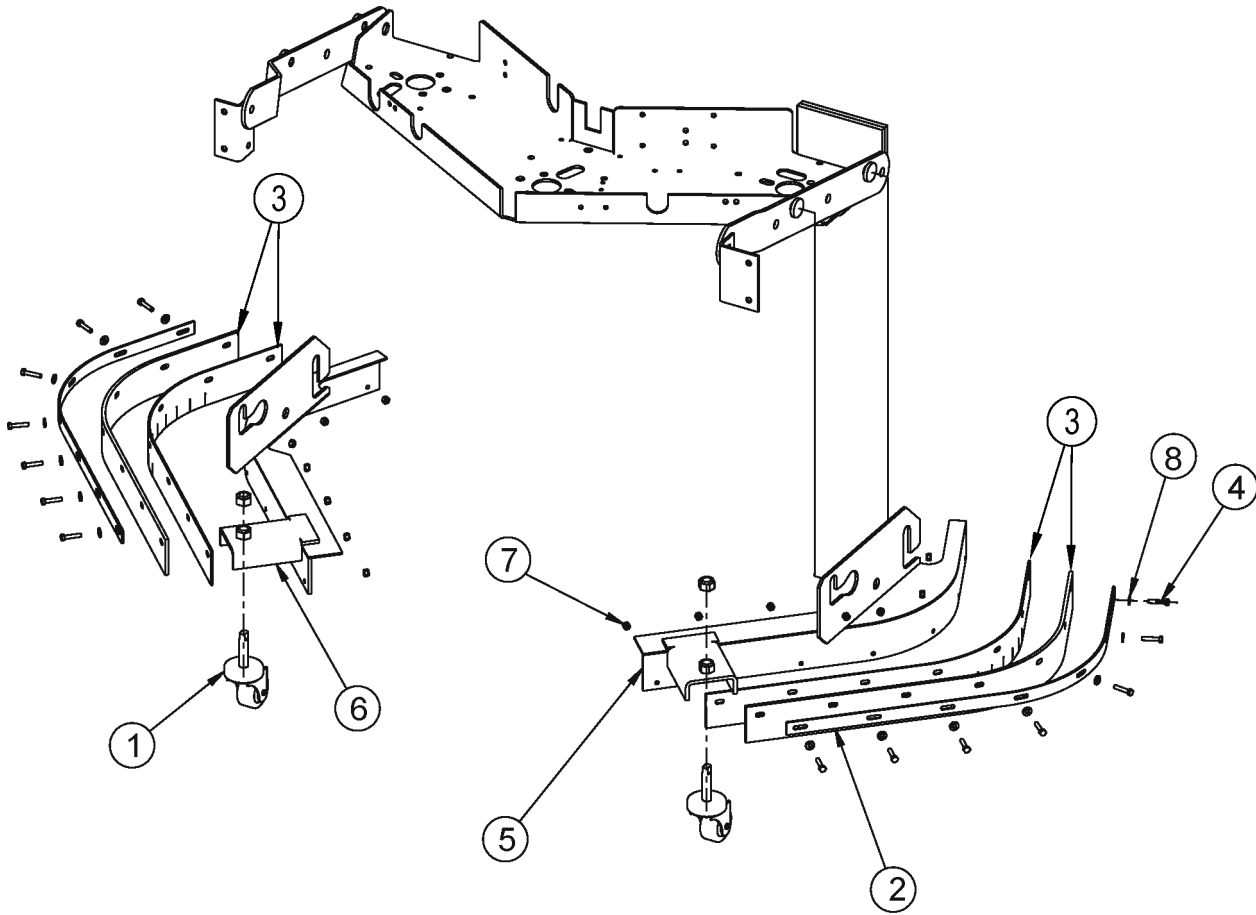


08-3

SIDE SQUEEGEE (40")**7730****75**

Item	Ref. No.	Qty	Description
1	56515807	1	Tool, Side Squeegee (Lh)
2	56515808	1	Tool, Side Squeegee (Rh)
3	56515816	1	Kit, Side Blade NOTE 1
4	2-00-00641	16	Nut, 1/4-20 Fiber Insert
5	7-13-07209	2	Clamp, Side Squeegee
6	7-55-08151	2	Pin, Lock-Up
7	2-00-03702	16	Washer, .625 X .281 X .063
8	2-00-02587	16	Screw, 1/4-20 X 1.25 Hex Cap

NOTE 1: Side Blade Kits include all blades for both side skirt assemblies.

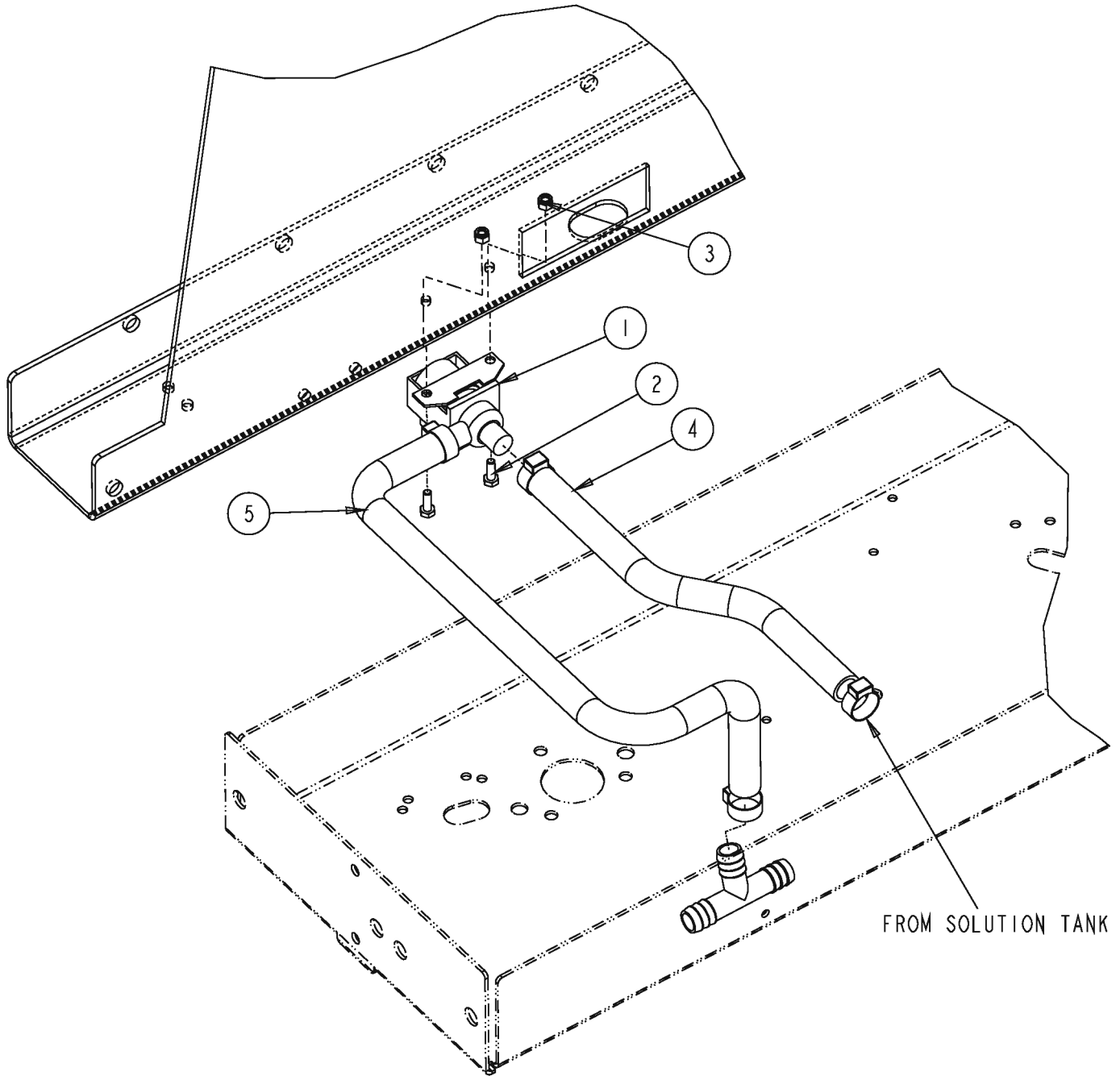


08-3

SIDE SQUEEGEE (46")**7730****77**

Item	Ref. No.	Qty	Description
1	56304266	2	Caster
2	7-13-07210	2	Clamp, Side Squeegee (Rh)
3	56515817	1	Kit, Side Blade NOTE 1
4	2-00-02587	14	Screw-Cap, Hex, .25-20 X 1.25
5	56515802	1	Tool, Side Squeegee (Lh)
6	56515801	1	Tool, Side Squeegee (Rh)
7	2-00-00641	14	Nut, Fiber Insert 1/4-20
8	2-00-03702	14	Washer, .625 X .281 X .063

NOTE 1: Side Blade Kits include all blades for both side skirt assemblies.



08-3

SOLUTION CONTROL

7730

79

Item	Ref. No.	Qty	Description
1	7-88-00073	1	Valve, Solution (36vdc)
2	2-00-00221	2	Hex Bolt, Fin., 1/4-20 X 3/4 Lg
3	2-00-00641	2	Nut, Fiber Insert 1/4-20
4	7-33-02483	1	Hose, 3/4" Id Heater X 16" Lg
5	7-33-02410	1	Hose, Solution Feed, 22" Lg
6	2-00-03407	4	Clamp, Hose, Witteck #10p

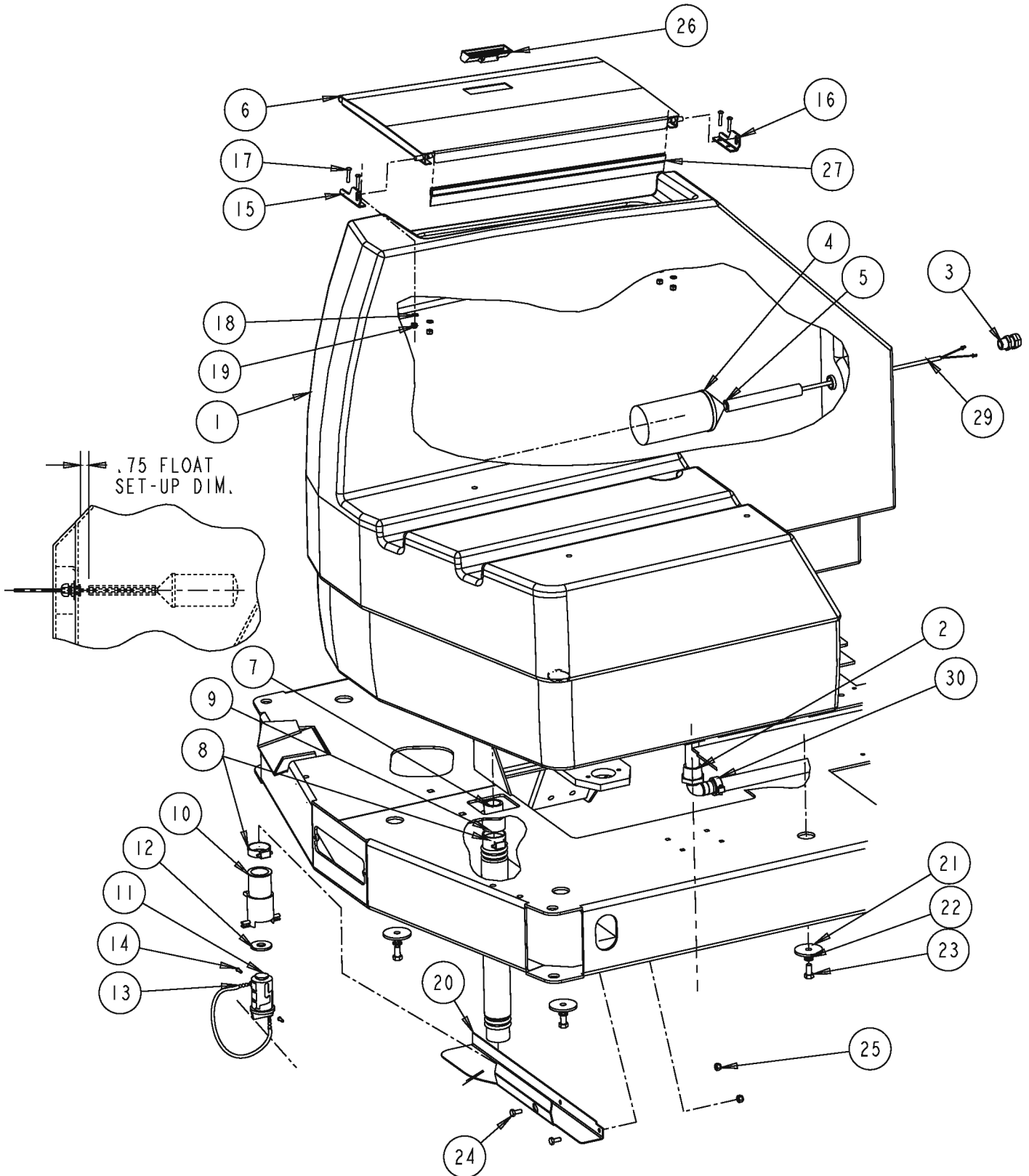
SOLUTION TANK

08-3

80

7730

08-7



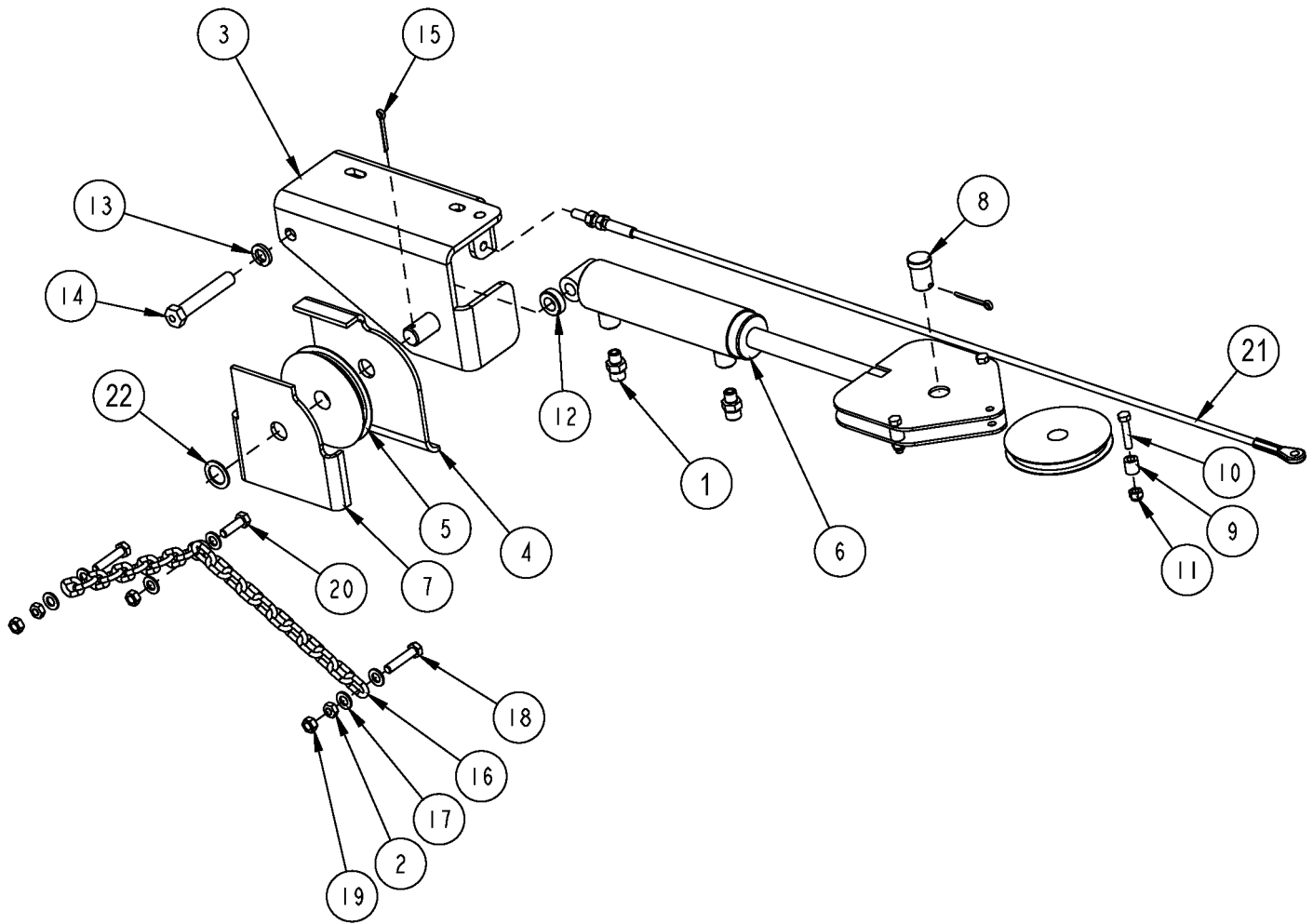
08-3

SOLUTION TANK

08-7

7730**81**

Item	Ref. No.	Qty	Description
1	56515773	1	Tank, Solution
2	7-24-04056	1	Filter, Solution
3	7-09-01122	1	Bushing
4	0775-217	1	Switch, Float Altered (Nc)
5	7-87-02191	1	Tube, Float Switch
6	56515772	1	Cover, Tank (Weldment)
7	7-56-05027	1	Fitting, Adapter , 1" Npt X Slip
8	2-00-03404	2	Clamp
9	7-33-02409	1	Hose, Solution Drain
10	839401	1	Valve, Drain
11	833901	1	Handle, Drain Valve
12	833407	1	Gasket, Drain Valve
13	52206a	1	Chain, Cover Autoscruber
14	962987	2	Screw, 10-24 X 3/8
15	56515771	1	Bracket, Tank Cov. (Hinge) Rt
16	56515770	1	Bracket, Tank Cov. (Hinge) Lt
17	2-00-00039	4	Screw, #10-24
18	2-00-00426	4	Washer, Flat .500 X .219 X .063
19	2-00-01246	4	Nut, #10-24 Elastic Stop
20	7-08-00981	1	Bracket, Sol. Drain Hose
21	2-95-04689	4	Washer, Axle
22	2-00-02310	4	Lock Washer, 3/8" Heli. Sprng
23	2-00-00232	4	Hex Bolt, Finished 3/8-16
24	2-00-00220	2	Screw, 1/4-20 X .625 Hhc
25	2-00-00641	2	Nut, Fiber Insert 1/4-20
26	7-31-06079	1	Handle, Cover
27	7-68-05022	1	Seal, Tank Lid
29	2-00-04578	2	Terminal, Ins. Bullet Plug
30	2-00-02220	1	Clamp, Hose



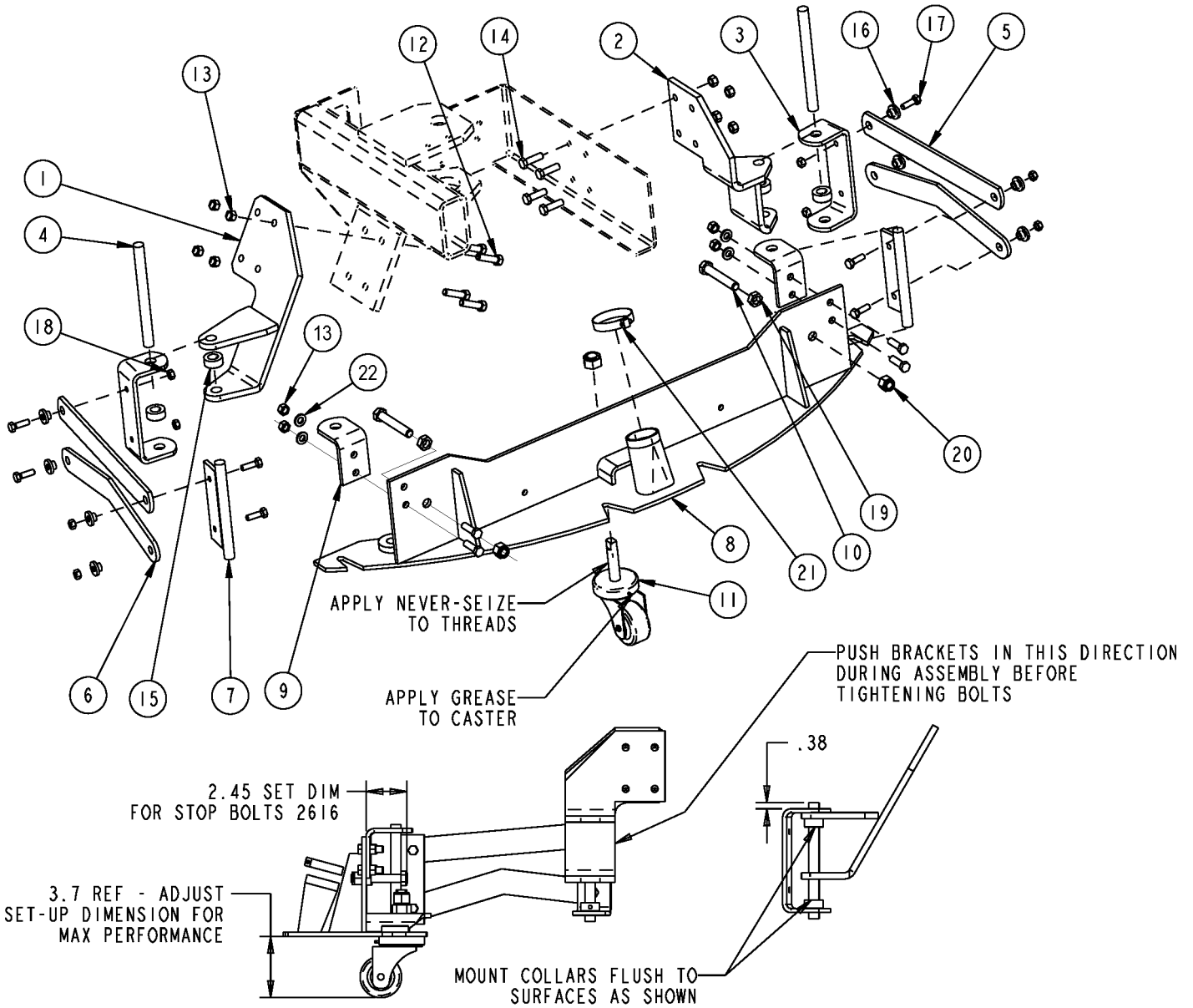
Item	Ref. No.	Qty	Description
1	2-00-04895	2	Fitting-Straight Connector
2	2-00-00585	2	Hex Nut, 5/16-18
3	7-08-01133	1	Bracket, Squeegee Lift
4	7-30-08024	1	Guide, Squeegee Cable (Front)
5	7-20-03005	2	Pulley
6	7-17-05026	1	Cylinder, Squeegee
7	7-30-08025	1	Guide, Squeegee Cable (Back)
8	2-00-05515	1	Assembly, Pin
9	2-00-05525	3	Spacer
10	2-00-02587	3	Screw-Cap, Hex, 1/4-20 X 1.25
11	2-00-00641	3	Nut, Fiber Insert 1/4-20
12	2-00-05513	1	Spacer
13	2-00-02312	1	Lock Washer, 1/2"
14	2-00-02616	1	Hex Bolt, Fin, 1/2-13
15	2-00-00776	2	Cotter Pin, 1/8 Dia. X 1.25 Lg
16	7-13-05076	2	Chain, Squeegee Lift
17	2-00-00409	6	Flat Washer, .687 X .344 X .062
18	2-00-00225	2	Screw, 5/16-18 X 1.50 Hhc
19	2-00-00644	3	Hex Nut, Insert Fiber 5/16-18
20	2-00-05356	1	Hex Screw, .313-18 X 1.25
21	7-10-00046	1	Cable, Squeegee
22	2-00-00432	1	Washer, Flat, 3/4" Id

SWING SQUEEGEE SUPPORT

08-3

84

7730



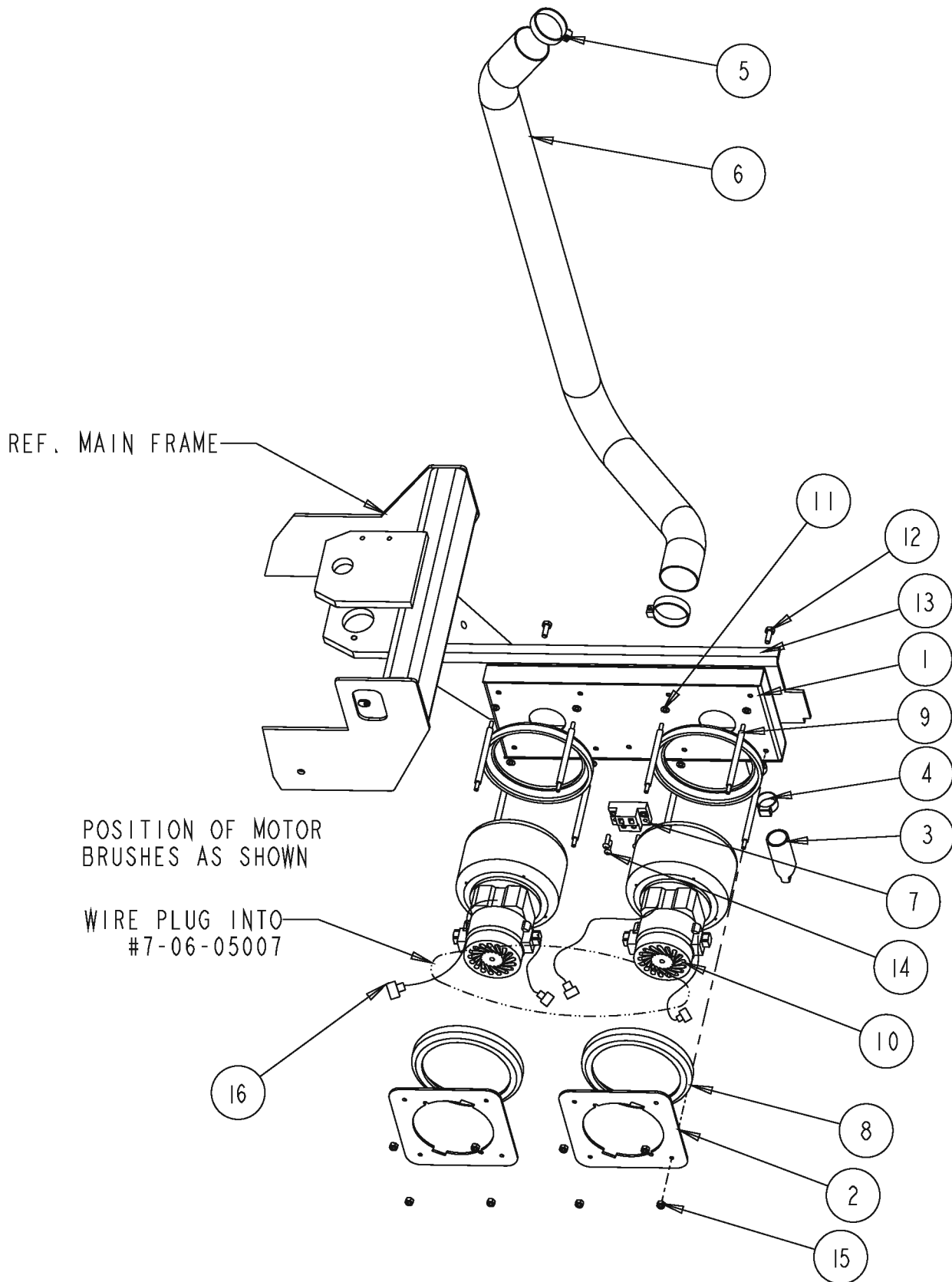
08-3

SWING SQUEEGEE SUPPORT

08-7

7730**85**

Item	Ref. No.	Qty	Description
1	56515781	1	Weldment, Bracket Assy Lh
2	56515780	1	Weldment, Bracket Assy Rh
3	56515779	2	Support, Squeegee
4	7-70-05194	2	Shaft
5	56515778	2	Arm, Squeegee
6	56515777	2	Arm, Scrub Brush Frame
7	56515776	2	Pin, Rear (Weldment)
8	56515775	1	Support, Squeeg. (Weldment)
9	56514791	2	Bracket, Angle
10	2-00-02616	2	Hex Bolt, Fin., 1/2-13
11	56304266	1	Caster
12	2-00-00234	4	Screw, 3/8-16 X 1-1/2 Hhc
13	2-95-04182	12	Hex Stop Nut, 3/8-16
14	2-00-00209	8	Hex Bolt, 3/8-16
15	8-15-01002	4	Collar (W/Setscrew)
16	7-09-01057	8	Bushing, Brush Lift
17	2-00-05356	8	Hex Screw, .313-18 X 1.25
18	2-00-00644	8	Hex Nut, Insert Fiber 5/16-18
19	2-00-02371	2	Nut, 1/2-13
20	2-00-04936	2	Locknut, Elastic 1/2-13
21	2-00-02216	1	Clamp, Hose
22	2-00-00402	4	Washer, 25/64" Id X 3/4" Od



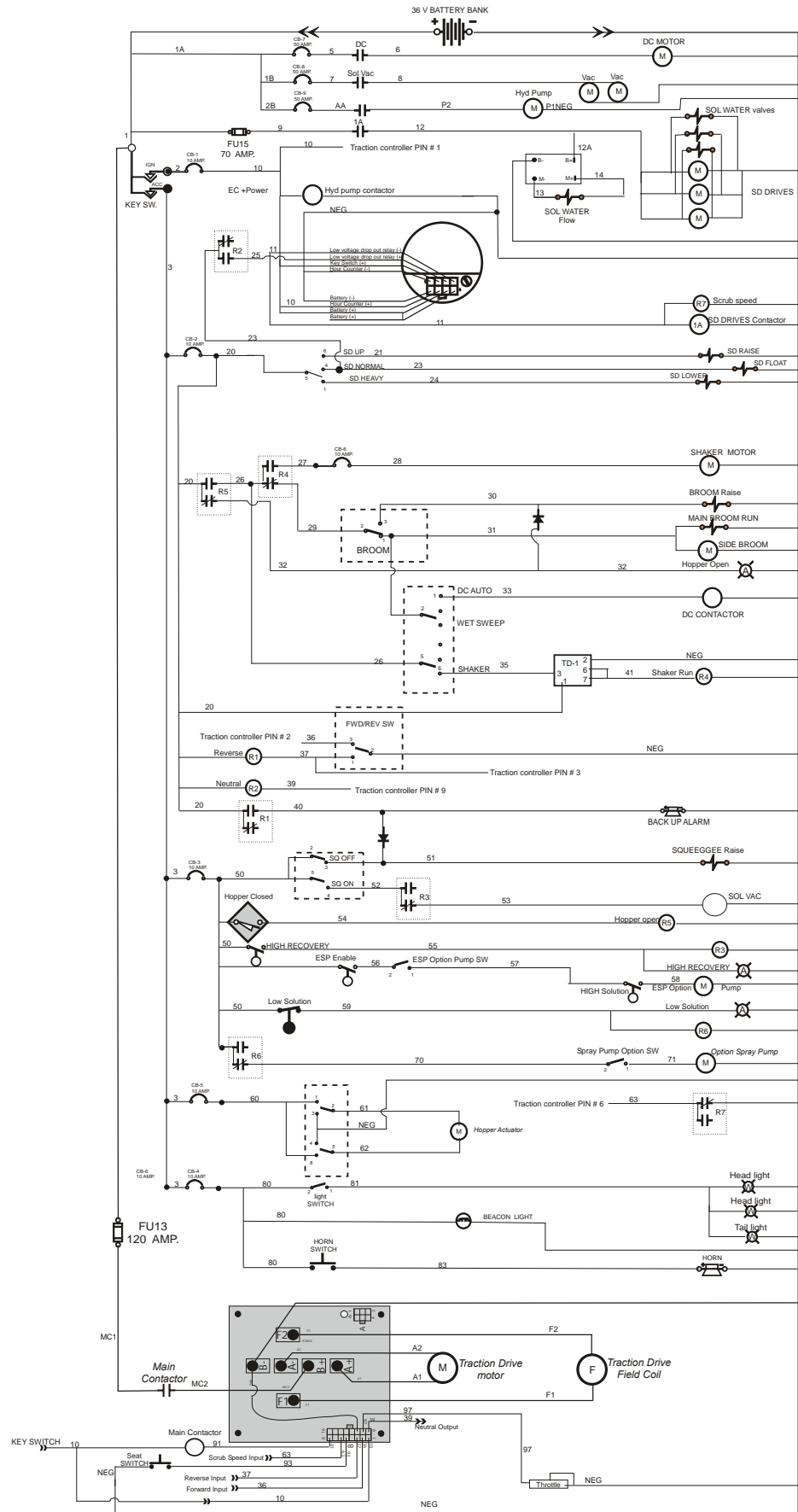
08-3

VACUUM MANIFOLD ASSEMBLY

08-7

7730**87**

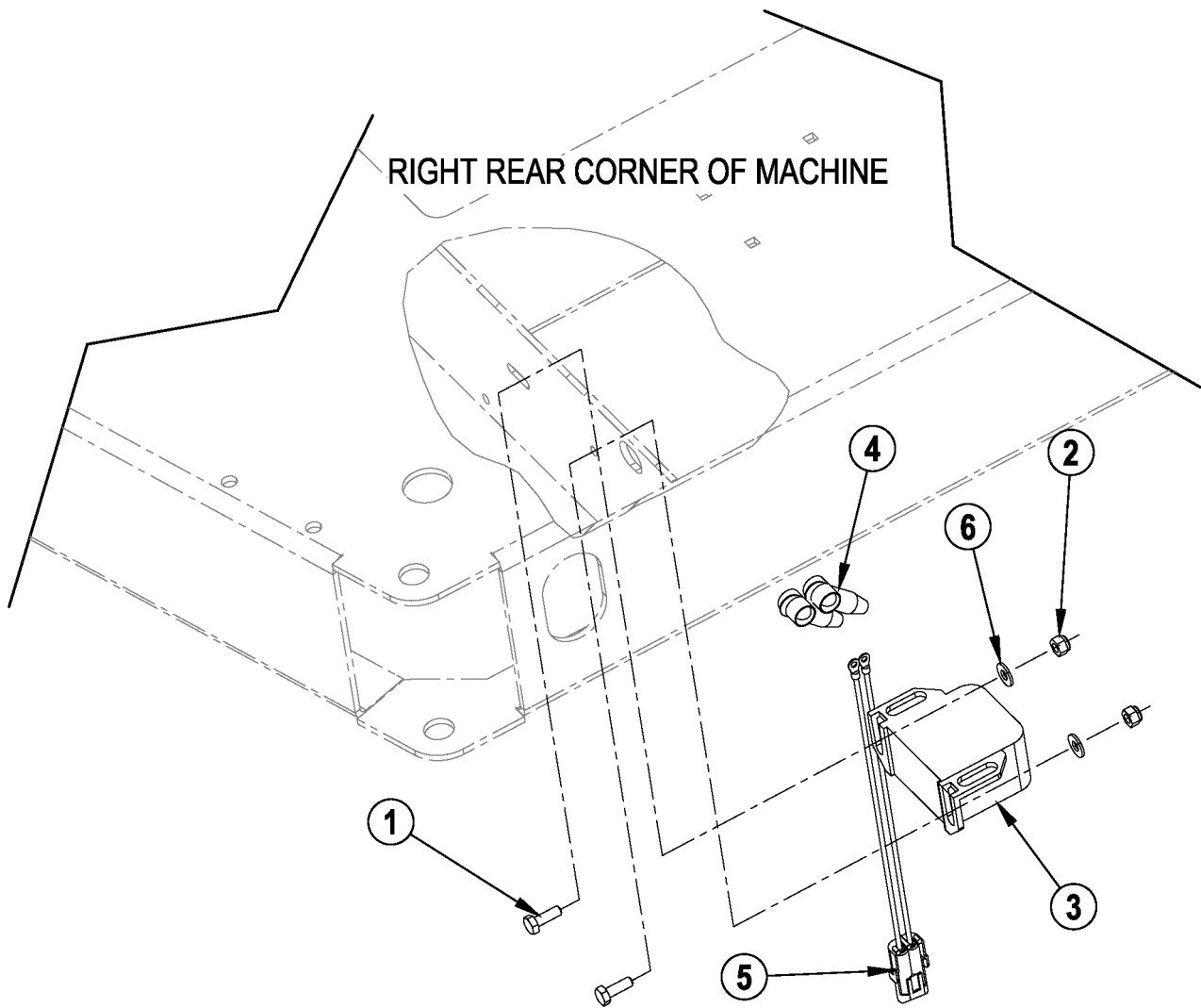
Item	Ref. No.	Qty	Description
1	56515751	1	Vac Manifold
2	56515750	2	Plate, Vac Motor Mount
3	8-88-00016	1	Valve, Dust Unloader
4	2-00-03407	1	Clamp, Hose (Witteck #10p)
5	2-00-02216	2	Clamp, Hose
6	7-33-02395	1	Hose, Flexible (43" Long)
7	7-06-05007	1	Block, Terminal
8	2-22-00003	4	Gasket
9	7-80-05083	8	Stud, Vac Motor
10	0782-117	2	Motor, Vac Fan (36v)
11	2-00-00426	8	Flat Washer, .50 X .219 X .063
12	2-00-00221	2	Screw, 1/4-20 X .75 Hhc
13	2-00-00518	2	Lock Washer, Helical Spring
14	2-00-00056	4	Screw, #10-24 X .75 Rhm
15	2-00-01246	8	Hex Nut, Fiber Insert #10-24
16	2-00-04708	4	Terminal



08-3	OPTIONS			
09-3	7730			89

Item	Ref. No.	Qty	Description
			Factory Installed options
**	0780-584	1	Back Up Alarm
**	0780-482	1	Fire Extinguisher
**	56515827	1	Warning Light without OHG
**	56515826	1	Warning Light with OHG
**	0780-591	1	Light Package
**	0780-493	1	Seat Belt
**	0780-492	1	Battery Stand
**	56515825	1	Overhead Guard
**	0780-592	1	Spray & Vac Wand
**	0780-429	1	Squeegee Wand
**	7-03-04250	1	Arm Rest (RH only for Std Seat)
**	0780-697	1	Battery Cart
**	0780-698	1	Extended Bumpers
			Squeegee Blade Kit (contains both front and rear blades)
**	56515818	1	Squeegee Blade Kit
			40" Side Blade Kits (All Models / contains 2 long blades & 2 short blades)
**	56515816	1	Side Blade Kit
			46" Side Blade Kits (All Models / contains 2 long blades & 2 short blades)
**	56515817	1	Side Blade Kit
			Optional Batteries
**	0775-224	1	Battery 36V 720 Amp Hr
			Optional Chargers
**	0775-235	1	Charger 36V, 3 Phase, 150A, 240VAC
			Optional Main Brooms
**	8-08-03141	1	Proex & Wire
**	8-08-03142	1	Nylon
**	8-08-03137	1	Proex (Standard)
**	7-08-03313	1	Fibre/Wire
			Optional Scrub Brushes for 40" model
**	0765-271	2	Black Nylon
**	0765-272	2	Polypropylene
**	0765-273	2	Supergrit
**	0765-274	2	Clean Grit
			Optional Scrub Brushes for 46" model
**	0765-256	3	Black Nylon
**	0765-257	3	Polypropylene
**	0765-258	3	Supergrit
**	0765-265	3	Clean Grit

** = Optional Accessories



08-3

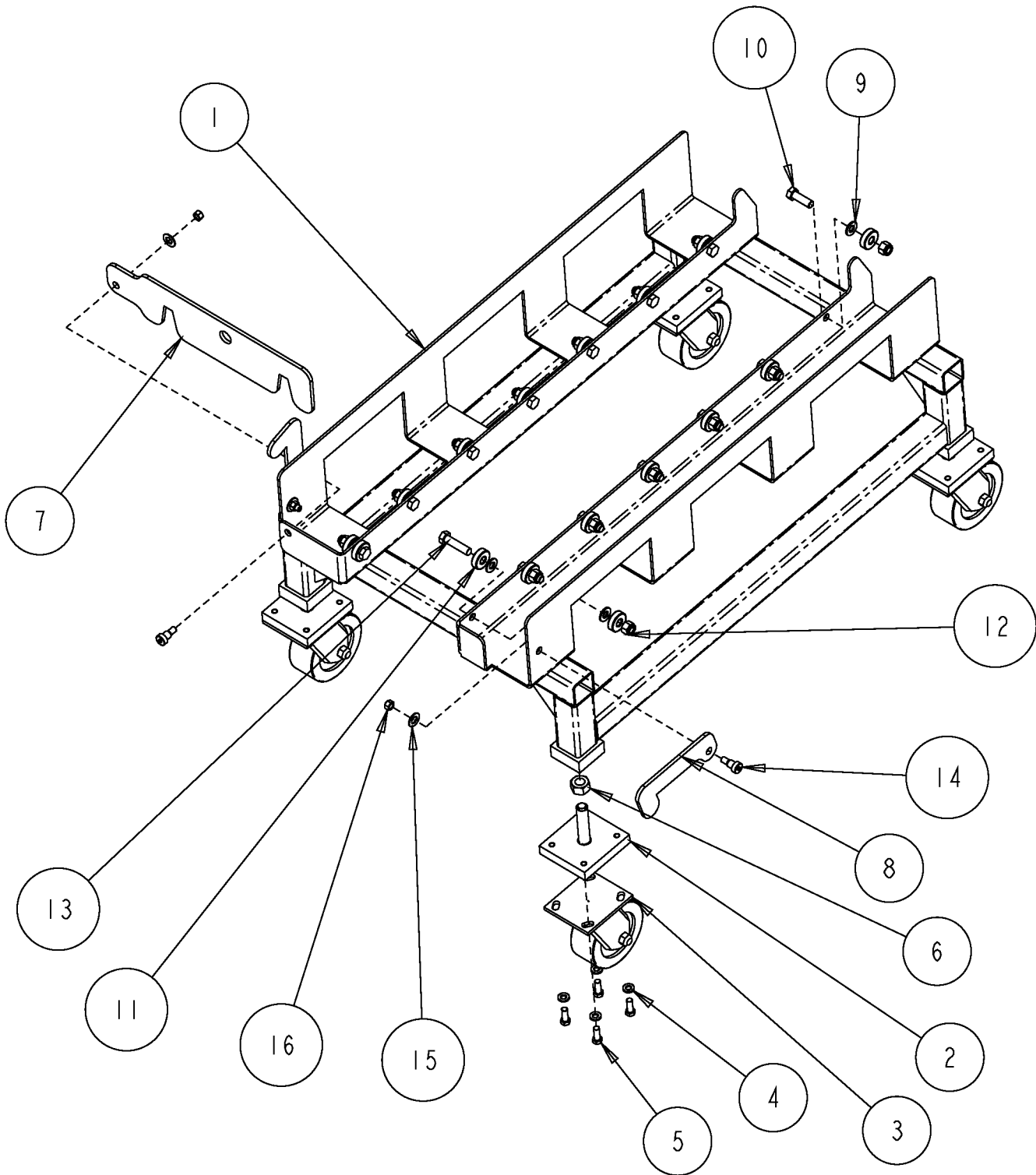
BACK-UP ALARM

08-7

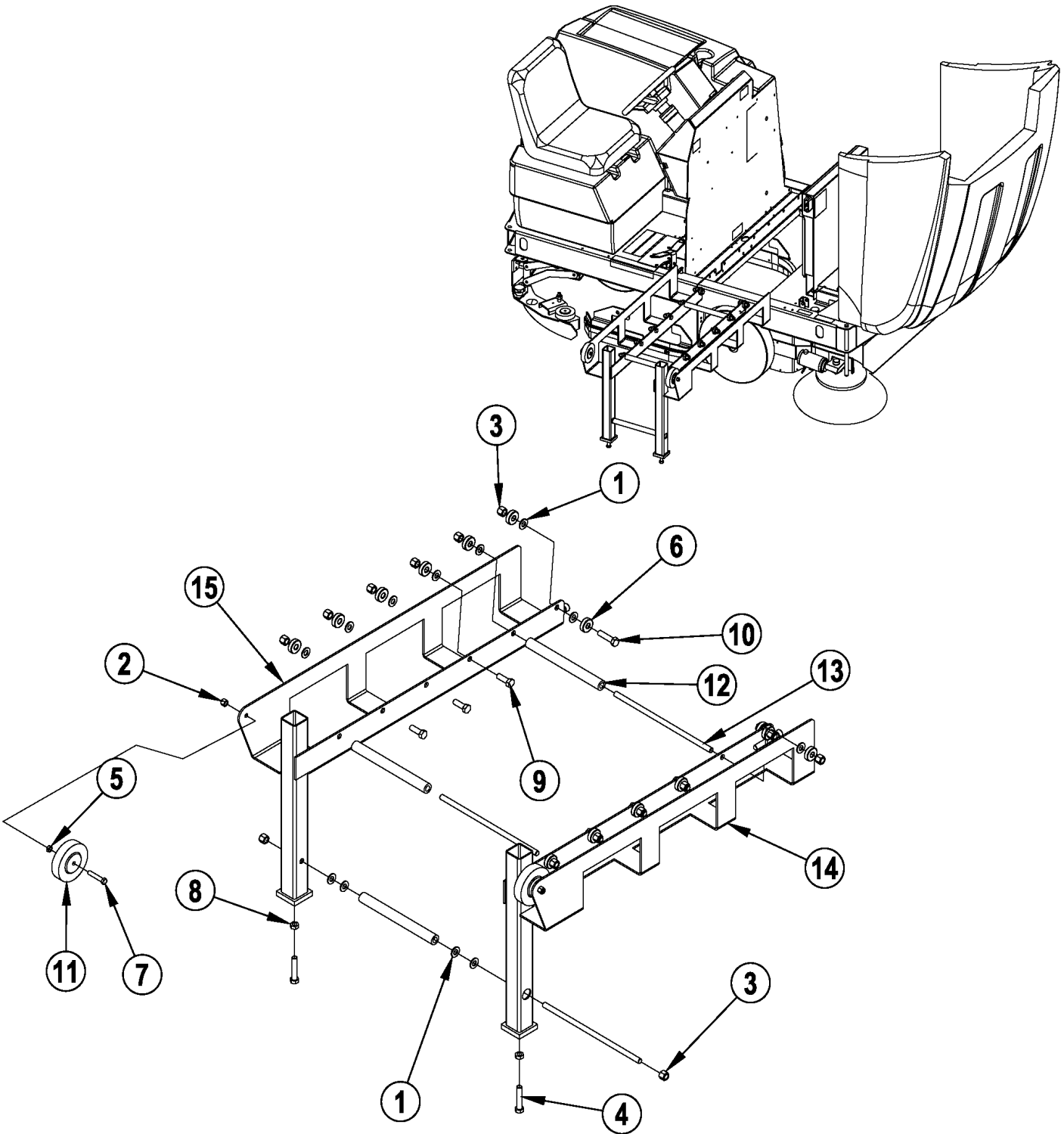
7730

91

Item	Ref. No.	Qty	Description
	0780-584	1	Back up Alarm Option
1	2-00-00221	2	Hex Bolt, Fin., 1/4-20 X 3/4 Lg
2	2-00-00641	2	Nut, Fiber Insert 1/4-20
3	56409232	1	Back-Up Alarm
4	56409538	2	Insulator Terminal
5	56409495	1	Pigtail Wire Assy
6	56002098	2	Wsh, Fit SAE 1/4

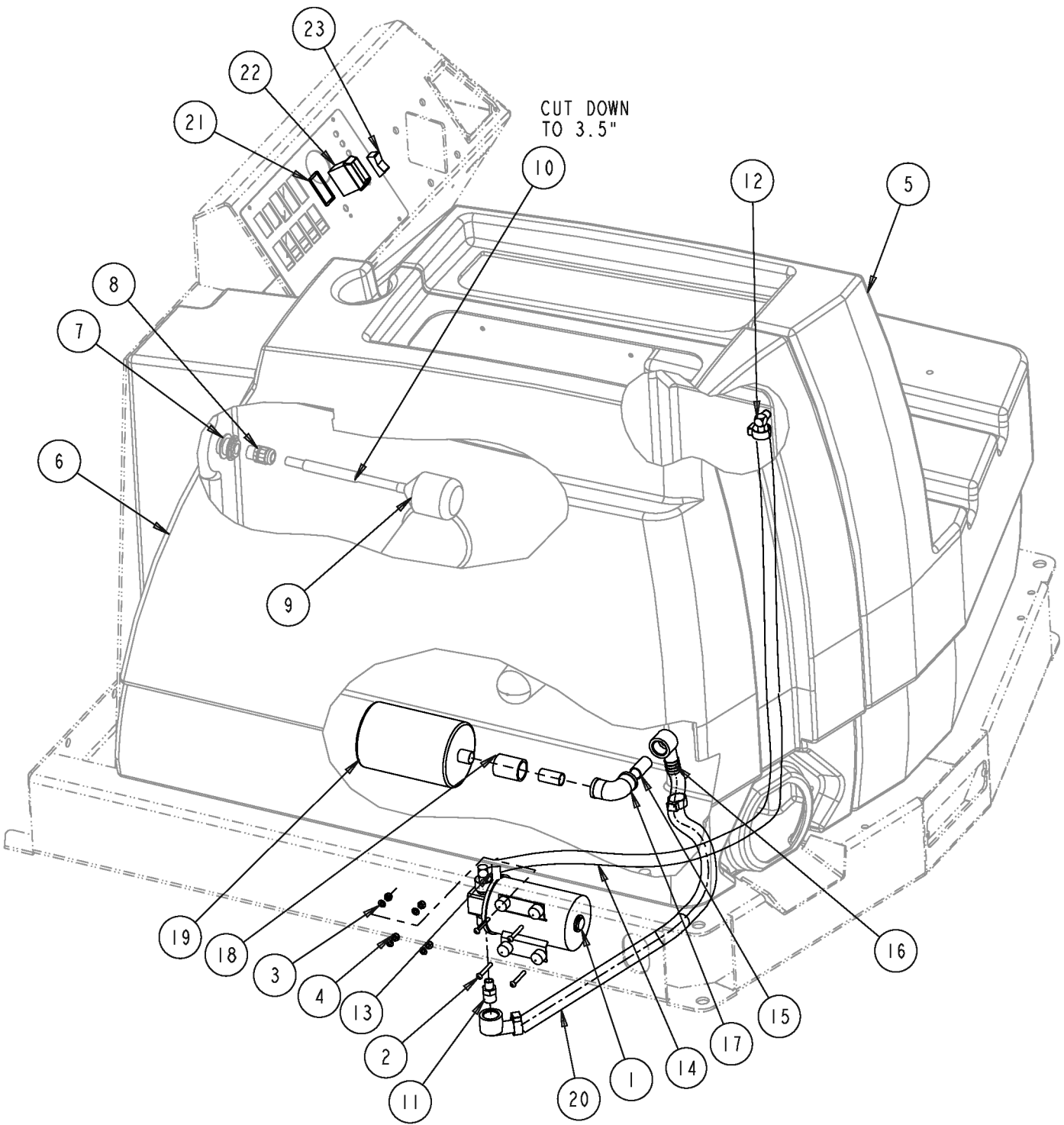


Item	Ref. No.	Qty	Description
	0780-697	1	Battery Cart Option
1	7-81-00261	1	Support, Battery Cart
2	7-81-00262	4	Support, Caster
3	0797-038	4	Caster
4	2-00-00402	16	Washer, 25/64 Id X 3/4 Od
5	2-00-00233	16	Bolt, 3/8-16 X 1.0 Fin. Hex Head
6	2-00-03293	4	Nut, 3/4-10 Fin. Hex
7	7-05-07185	1	Bar, Battery
8	7-41-00053	2	Latch, Battery Cart
9	2-00-00405	16	Flat Washer, 1.063 X .531 X .094
10	2-00-01254	12	Screw, 1/2-13 X 1.50 Hex
11	2-00-03306	16	Ball Bearing
12	2-00-04936	14	Nut, 1/2-13 Elastic Lock
13	2-00-01778	2	Screw, 1/2-13 X 2.0 Hhc
14	2-00-05424	3	Shoulder Screw, 3/8-16 Socket Head Hex
15	2-00-00420	3	Washer, 1/2 Od X 1.0 Od X .06
16	2-95-04182	3	Nut, 3/8-16 Hex Stop

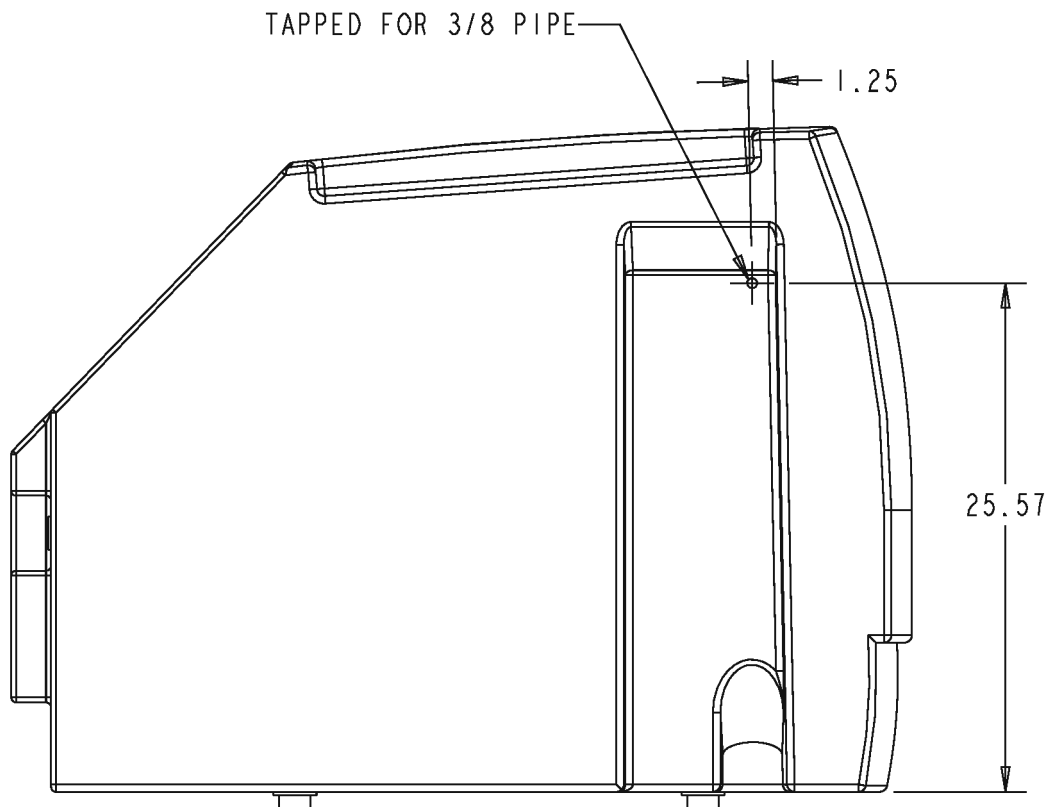
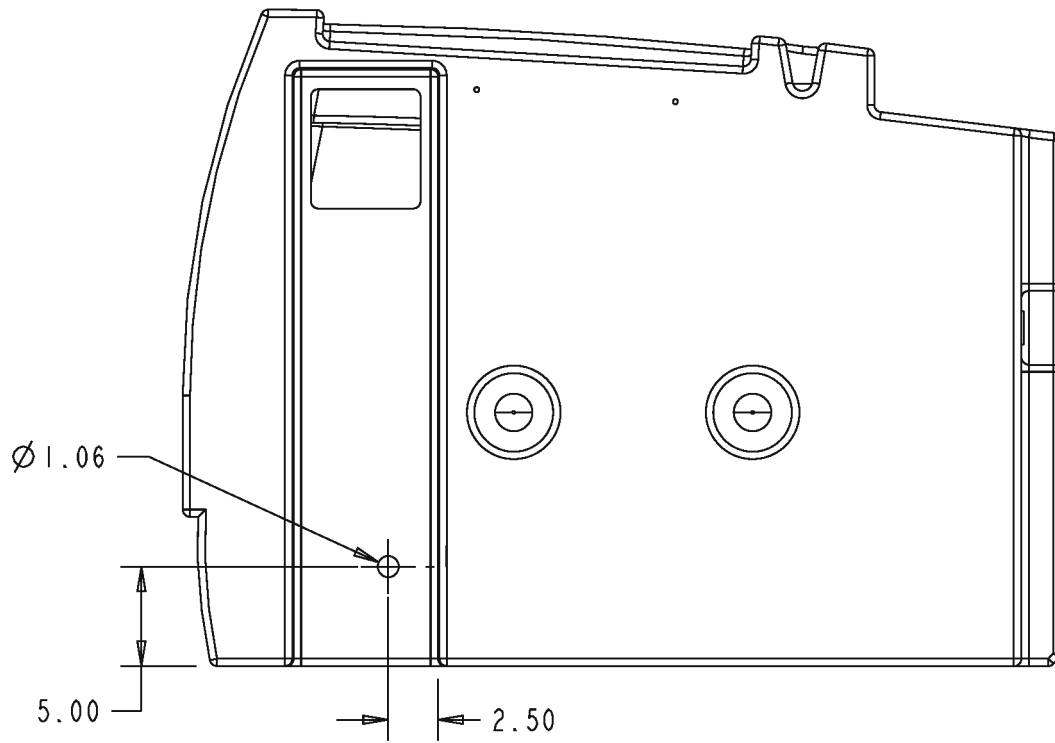


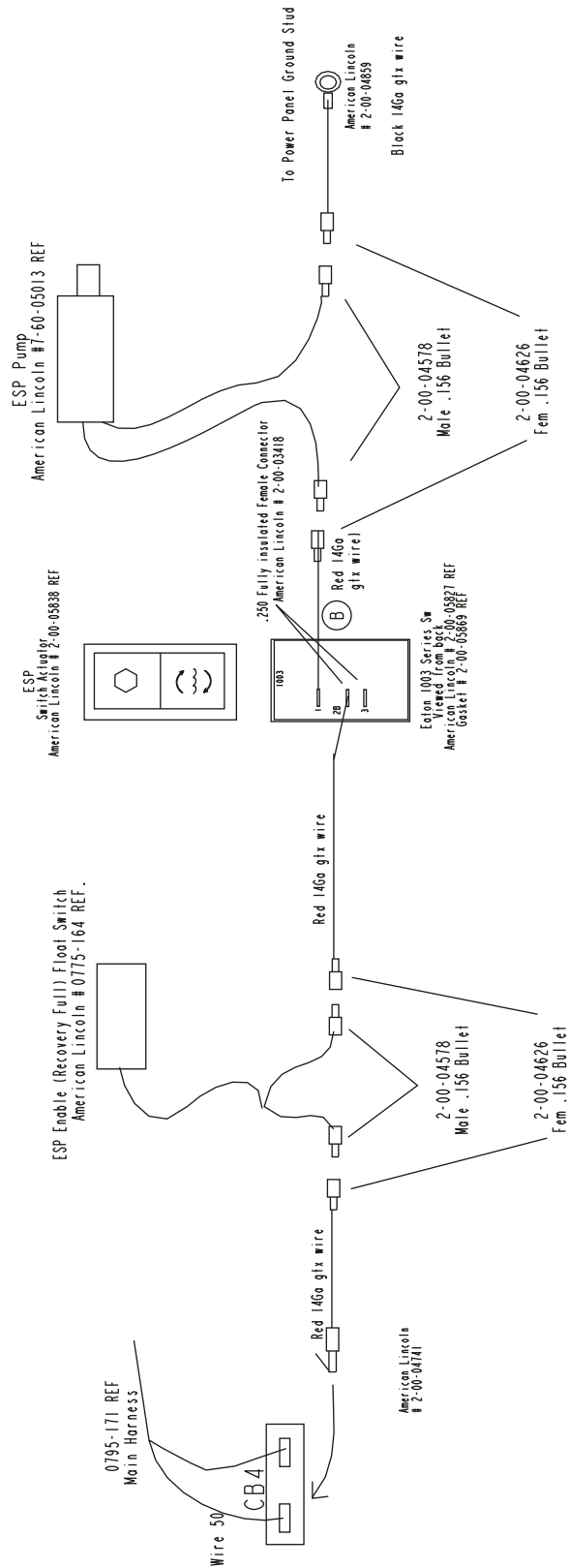
08-3	BATTERY STAND		
09-5	7730		95

Item	Ref. No.	Qty	Description
	0780-492	1	Battery Stand Option
1	56001879	18	Wsh-Fit Sae 1/2
2	56002769	2	Nut-Hex Nyl Loc 3/8-16
3	56002770	14	Nut-Hex Nyl Loc 1/2-13
4	56003672	2	Scr-Hex Thd To Hd 1/2-20 X 2.50 Grd 8
5	56009085	2	Nut-Hex Jam 3/8-16
6	2-00-03306	14	Bearing-Ball
7	2-00-00216	2	Bolt, Hex Head, 3/8-16 X 2"
8	2-00-00591	2	1/2-20 Hex Jam Nut
9	2-00-01254	6	Screw, Hex, 1/2-13 X 1.50
10	2-00-01778	2	Screw, 1/2-13 X 2.00 Hhc
11	2-14-00184	2	Wheel
12	7-75-01201	3	Spacer-Battery Stand
13	7-80-05088	3	Stud-Battery Stand
14	7-81-00227	1	Support Battery Stand - Right
15	7-81-00228	1	Support Battery Stand - Left

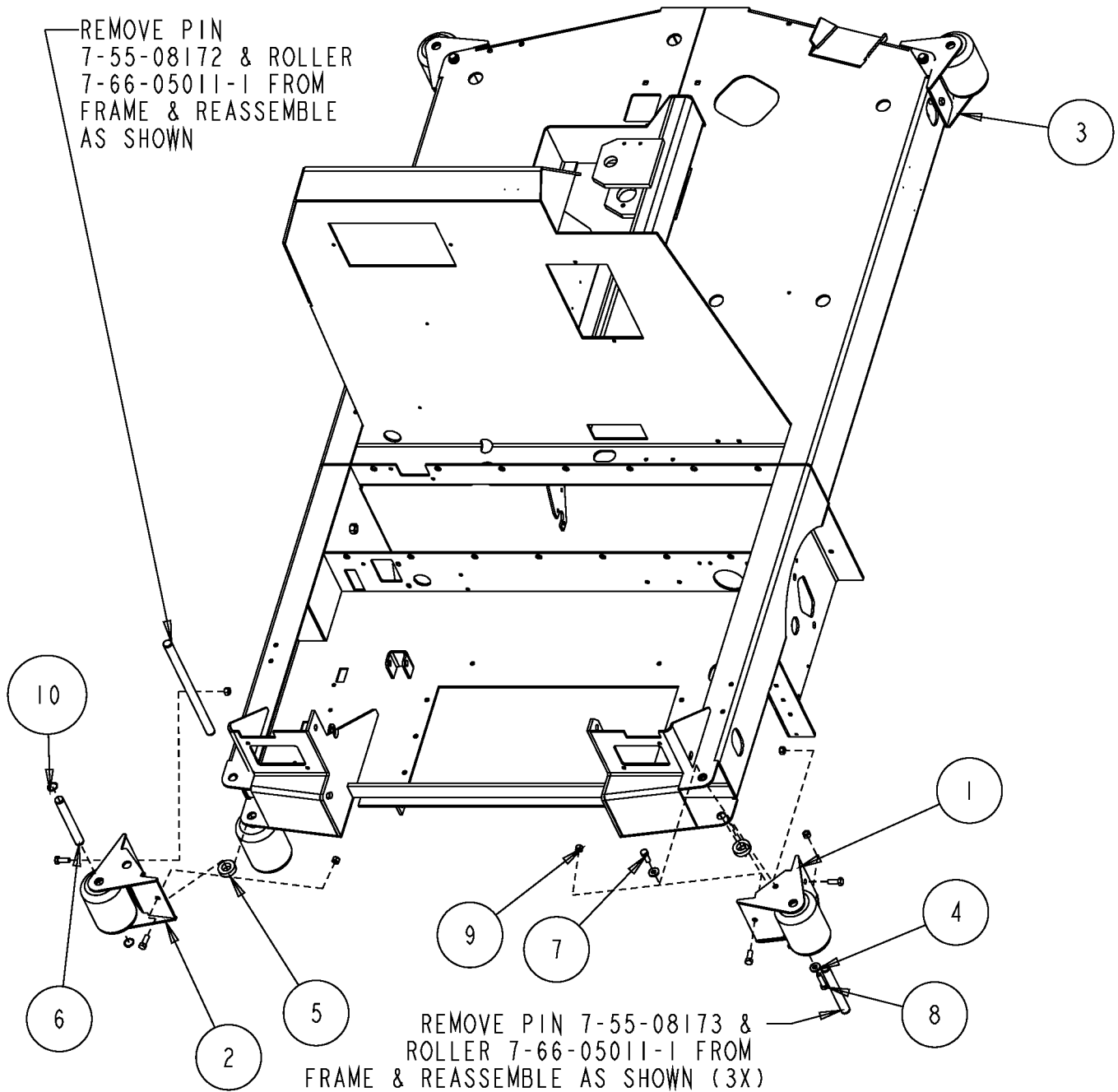


Item	Ref. No.	Qty	Description
	0780-586	1	ESP Recovery Option
1	7-60-05013	1	Pump, Recycling (36 Vdc)
2	2-00-00089	4	Screw, #10-24 X 1.5 Lg Rhm
3	2-00-00466	4	Flat Washer, .625 X .203 X .031
4	2-00-01246	4	Nut, Elastic Stop #10-24
5	N/A	Ref	Solution Tank
6	N/A	Ref	Recovery Tank
7	N/A	Ref	Fitting, Bulkhead
8	N/A	Ref	Bushing, Bulkhead Fitting
9	N/A	Ref	Float Switch (Gray)
10	N/A	Ref	Hose
11	7-25-02062	1	Fitting, Reducer Nipple
12	7-25-02061	2	Fitting
13	2-00-03407	4	Clamp, Hose (Witteck #10p)
14	7-33-02436	1	Hose, Pump To Tank
15	2-00-05131	2	Fitting, Nipple
16	2-00-05132	2	Fitting, Elbow
17	2-00-05083	1	Fitting, 90° Elbow 3/4 Npt
18	7-25-02089	1	Coupling, 3/4 Npt (Pvc)
19	7-24-04038	1	Filter, Pump Inlet
20	7-33-02329	1	Hose, Tank To Pump
21	2-00-05869	1	Gasket, Switch
22	2-00-05827	1	Switch Body
23	2-00-05838	1	Actuator, Esp





REMOVE PIN
7-55-08172 & ROLLER
7-66-05011-1 FROM
FRAME & REASSEMBLE
AS SHOWN

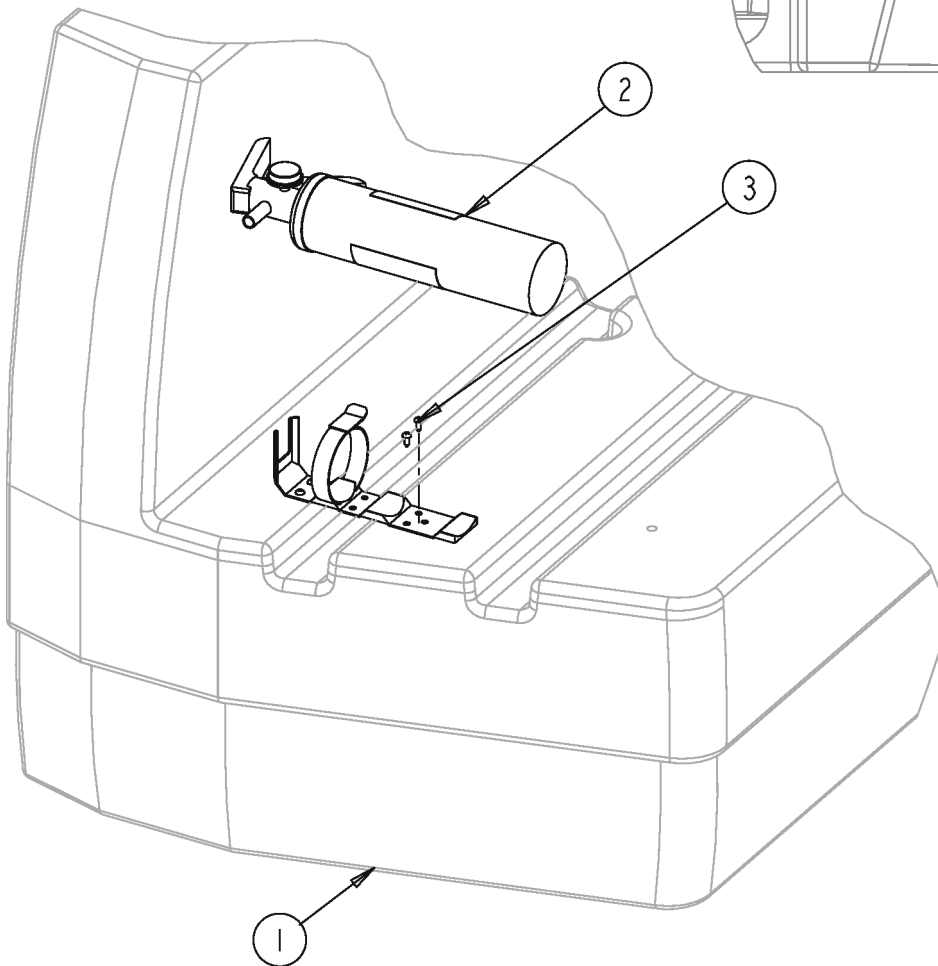
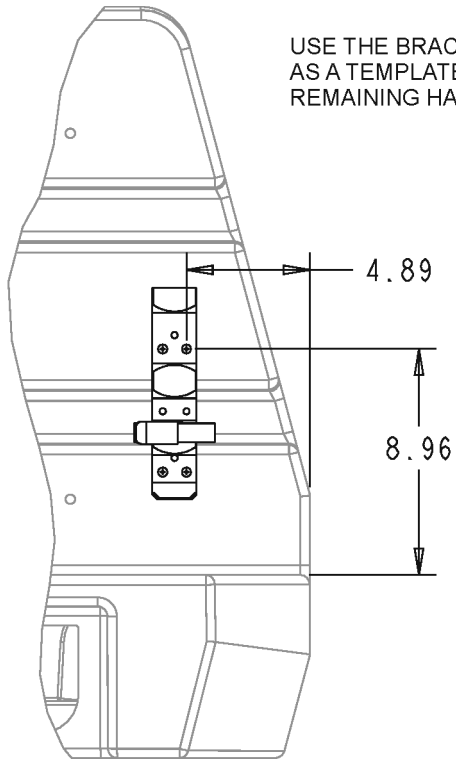


08-3

EXTENDED BUMPERS**7730****101**

Item	Ref. No.	Qty	Description
	0780-698	1	Extended Bumpers Option
1	7-08-01224-1	1	Bracket, Front Lh Bumper
2	7-08-01224	1	Bracket, Front Rh Bumper
3	7-08-01223	2	Bracket, Bumper
4	2-00-04801	6	Flat Washer, 1.0 X .39 X .06
5	2-00-05529	4	Spacer, Bumper Roller
6	7-70-05175	1	Pin, Roller Bumper
7	2-00-00233	11	Bolt, 3/8-16 X 1.0 Fin. Hex Head
8	2-00-00234	3	Screw, 3/8-16 X 1.50 Hhc
9	2-95-04182	14	Nut, 3/8-16 Hex Stop
10	2-00-00540	2	Retainer Ring, Ext. #5100-75 For 3/4 D

USE THE BRACKET
AS A TEMPLATE FOR
REMAINING HARDWARE



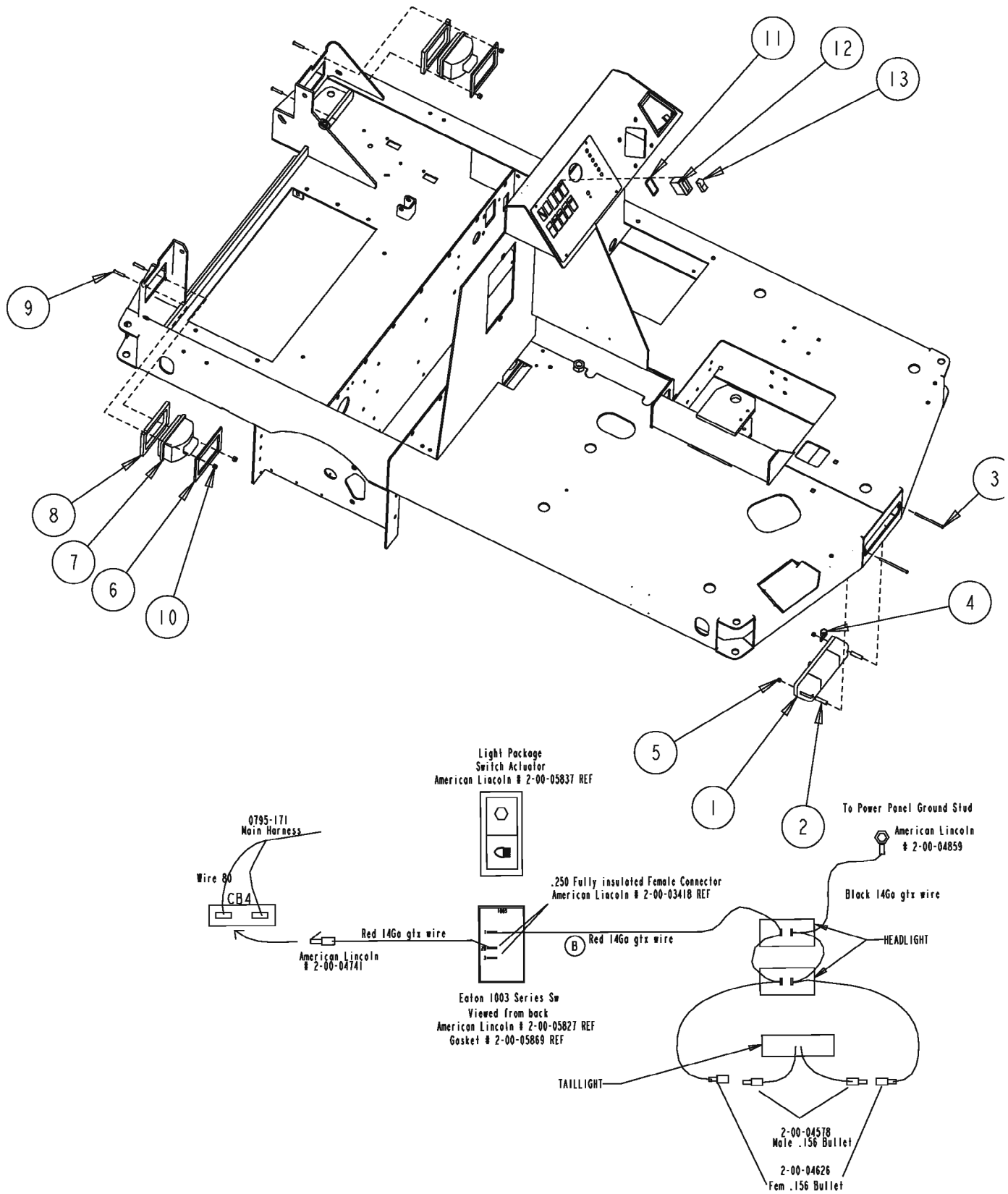
08-3

FIRE EXTINGUISHER

7730

103

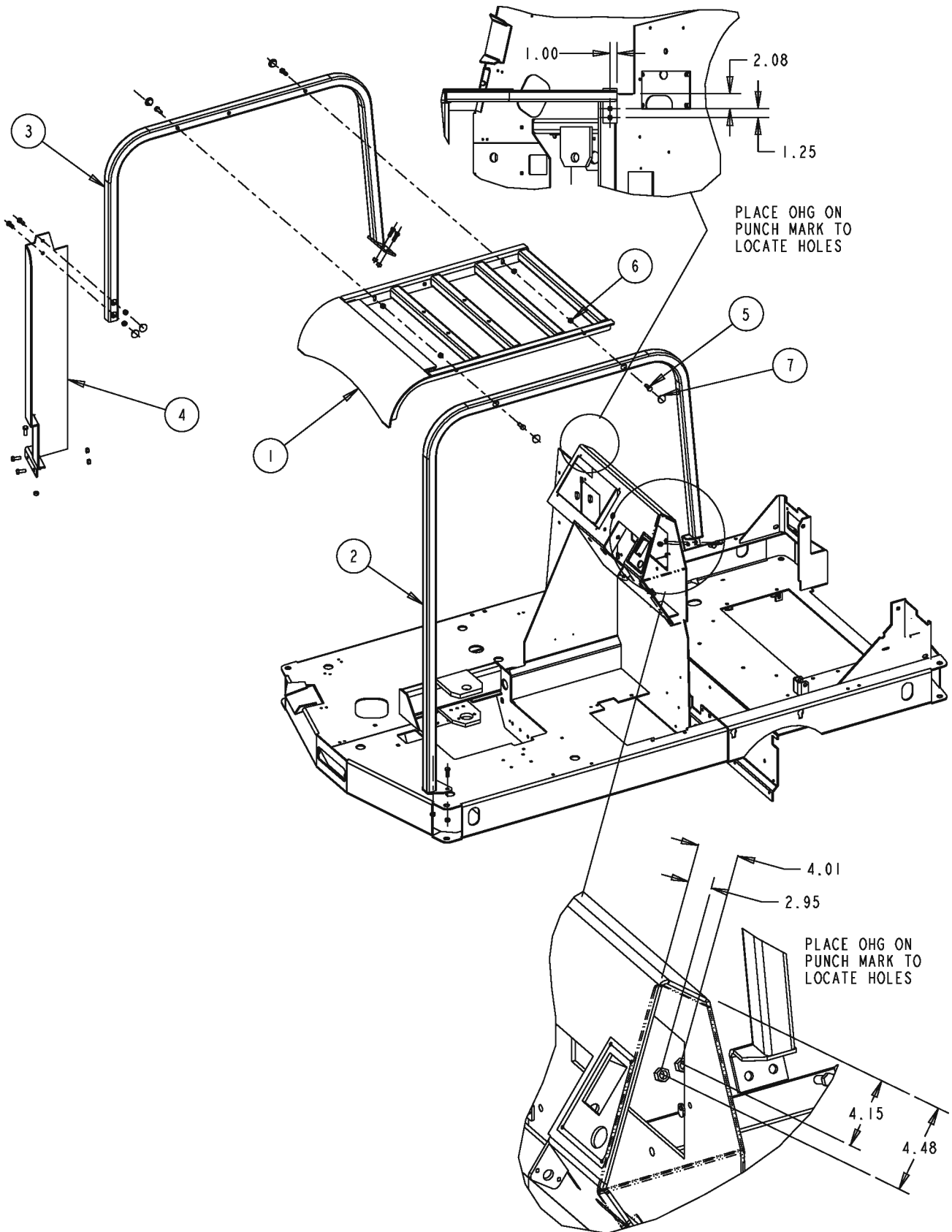
Item	Ref. No.	Qty	Description
	0780-482	1	Fire Extinguisher Option
1	8-83-04033	1	Fire Extinguisher (2.5 Lb.)
2	2-00-03466	4	Screw, #10-16 X .500



08-3

LIGHT PACKAGE**7730****105**

Item	Ref. No.	Qty	Description
	0780-591	1	Light Package Option
1	8-40-05053	1	Tail Light (36v)
2	8-75-01207	2	Spacer, Tail Light Mntng
3	2-00-02933	2	Screw
4	2-00-04210	1	Clamp
5	2-00-01246	2	Nut, Elastic Stop #10-24
6	7-08-00557	2	Bracket, Light
7	7-40-05031	2	Head Light (36v)
8	7-29-00191	2	Gasket, Light
9	2-00-00060	4	Screw, Rhm .25-20 X 1.25
10	2-00-00641	4	Nut, Fiber Insert 1/4-20
11	2-00-05869	1	Gasket, Switch
12	2-00-05827	1	Switch Body
13	2-00-05837	1	Actuator, Light Pkg.



08-3

OVERHEAD GUARD ASSEMBLY**7730****107**

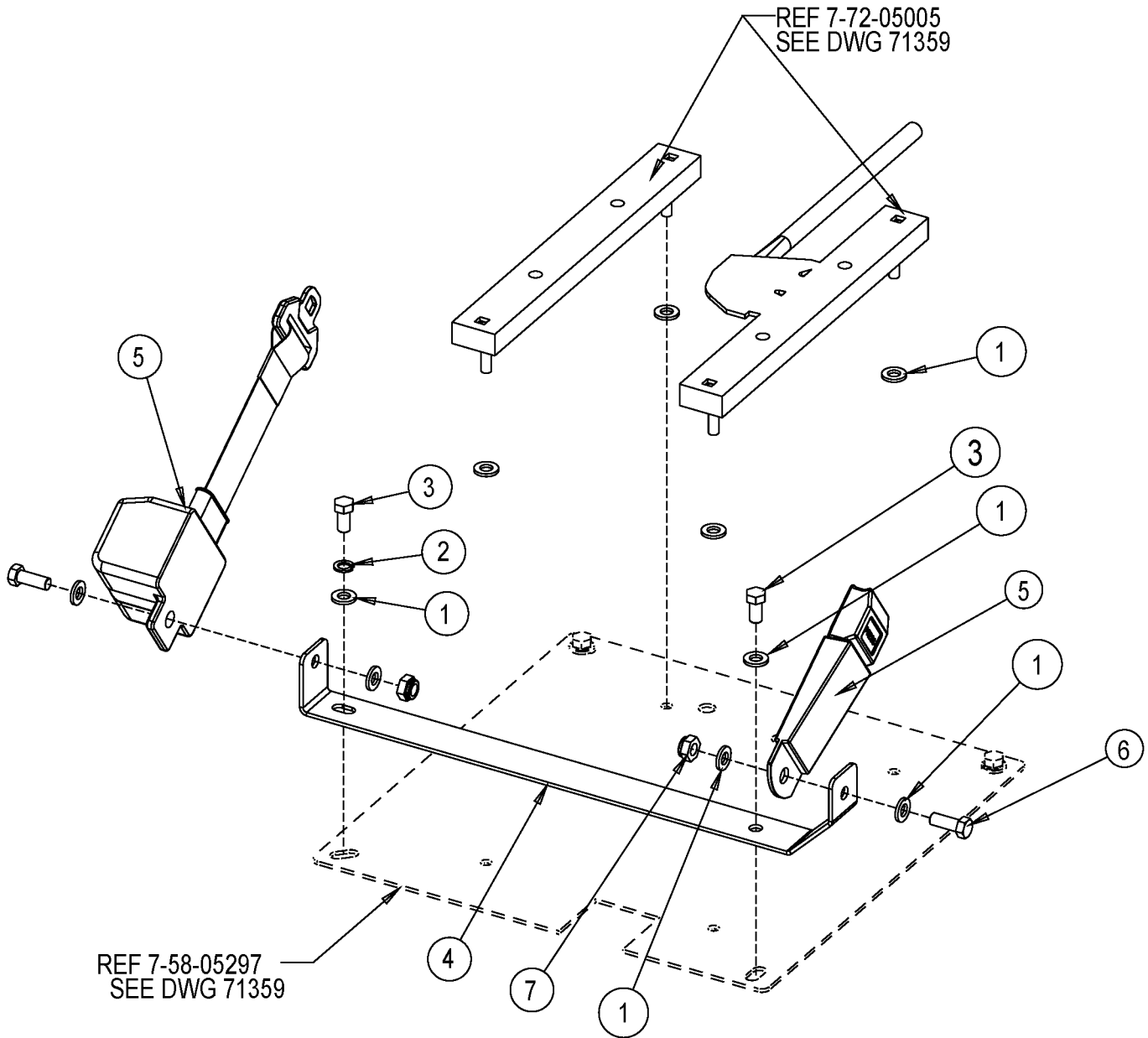
Item	Ref. No.	Qty	Description
	56515825	1	Overhead Guard Assembly
1	56515809	1	Overhead Guard (Top Weldment)
2	56515810	1	Support, Rh Ohg (Welded)
3	56515811	1	Support, Lh Ohg (Upper Weldment)
4	56515812	1	Support, Lh Ohg (Lower Weldment)
5	2-00-00233	15	Hex Bolt-Hex, Fin., 3/8-16 X 1.00
6	2-95-04182	15	Nut, Hex Stop 3/8-16
7	2-00-05134	6	Plug But

SEAT BELT ASSEMBLY

08-3

108

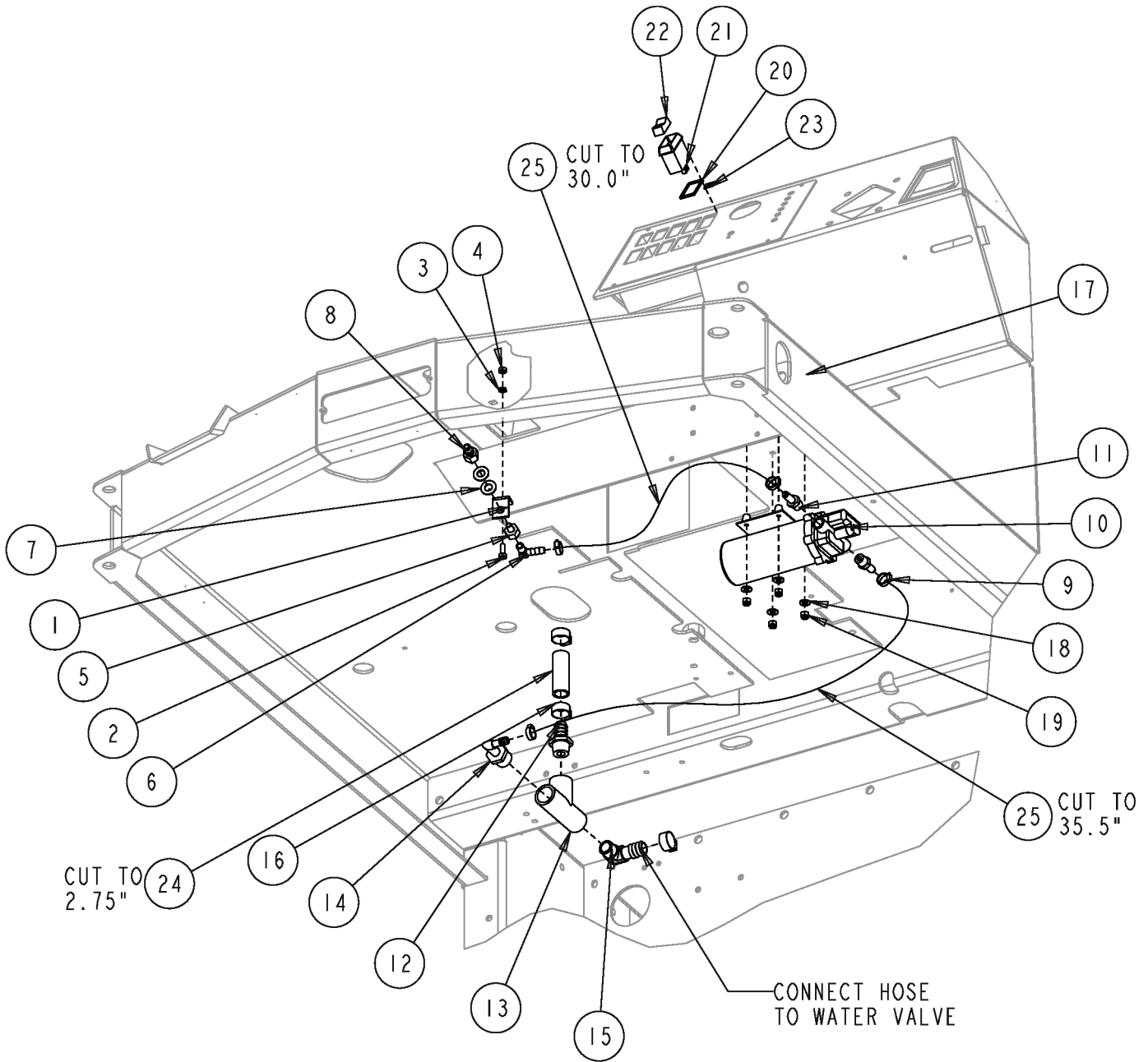
7730



08-3

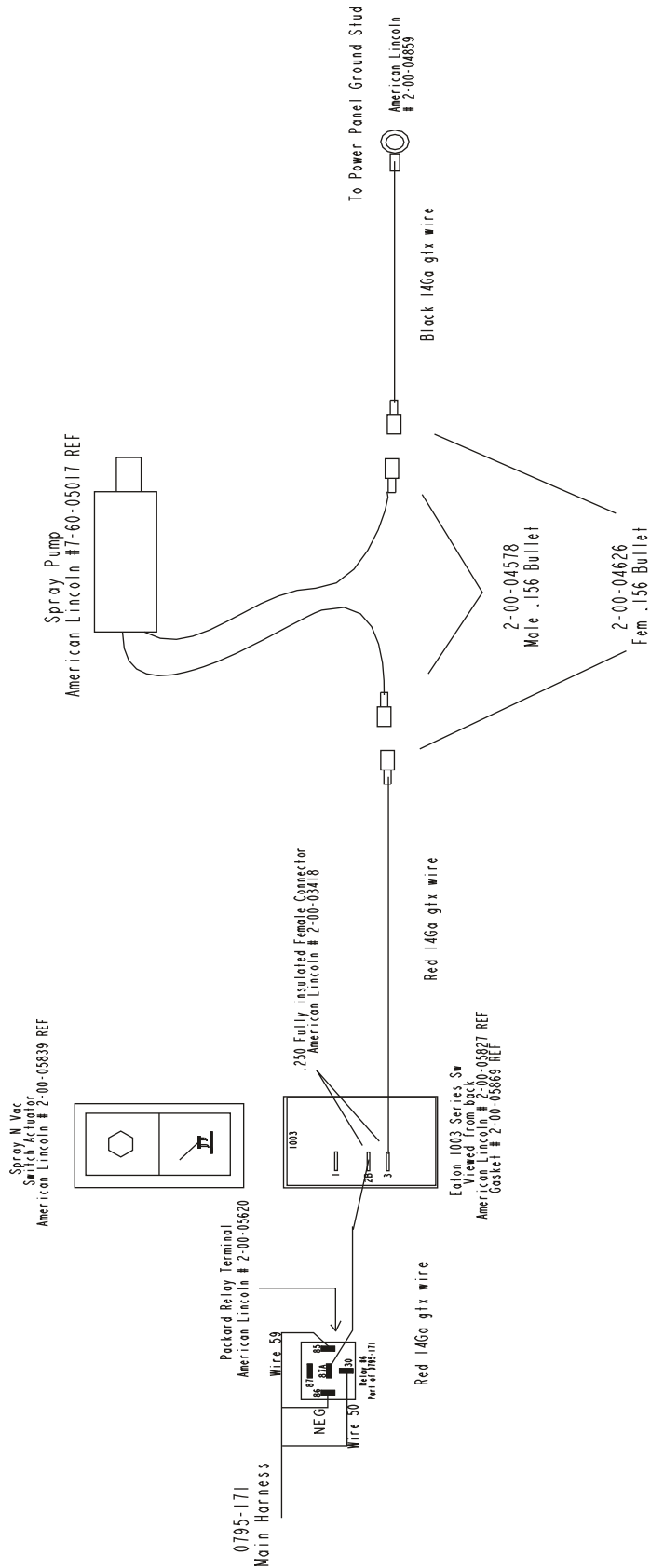
SEAT BELT ASSEMBLY**7730****109**

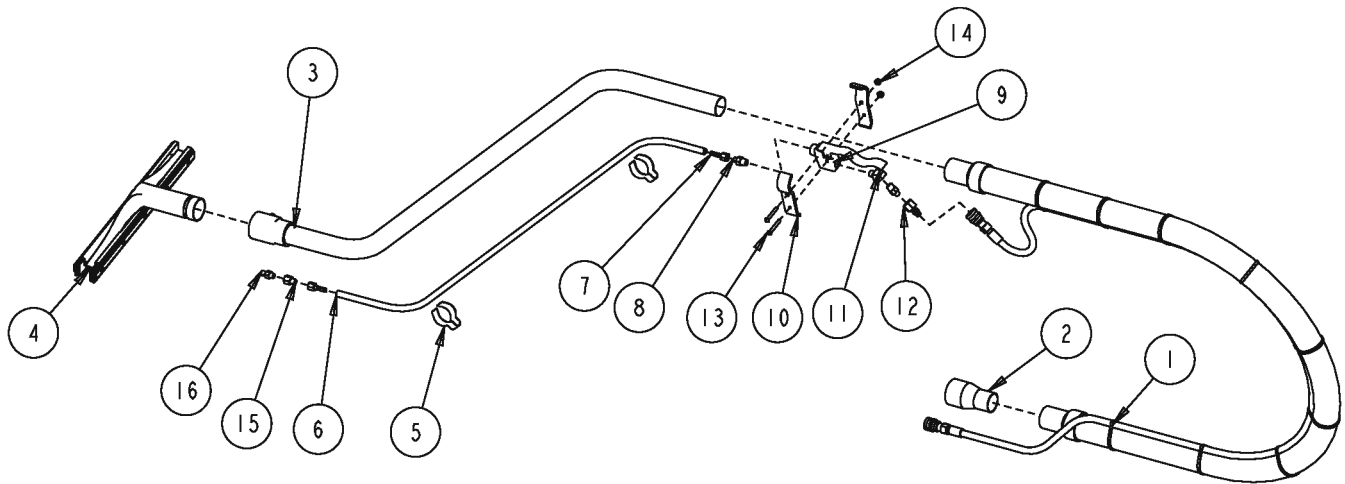
Item	Ref. No.	Qty	Description
	0780-493	1	Seat Belt Assembly
1	2-00-00402	Ref	Washer, 25/64 Id X 3/4 Od
2	2-00-02310	Ref	Lock Washer, 3/8 Hel. Sprng
3	2-00-00232	Ref	Hex Bolt, Fin., 3/8-16
4	7-08-00973	1	Bracket, Seat Belt
5	56109301	1	Seat Belt, Retractable 60"
6	2-00-00233	2	Hex Bolt, Fin., 3/8-16 X 1.0
7	2-00-00643	2	Locknut, Elastic 3/8-16



NOTE: USE PIPE SEALANT ON ALL THREADS

Item	Ref. No.	Qty	Description
	0780-592	1	Spray and Vac Wand Option
1	7-08-00769	1	Bracket, Hose Connection
2	2-00-00221	1	Hex Bolt, Fin., 1/4-20 X 3/4 Lg
3	2-00-00518	1	Lock Washer, 1/4 Hel. Sprng
4	2-00-00594	1	Hex Nut, 1/4-20
5	2-00-05465	1	Adapter, 1/4 Femalex1/8 Male
6	2-00-05464	1	Elbow 1/4 X Barb Fitting 3/8
7	2-00-00415	2	Washer, .94 Id X .47 Od X .062
8	56220055	1	Coupling, Quick Disconnect
9	2-00-05363	4	Clamp, Hose
10	7-60-05017	1	Pump, Water (36 Vdc)
11	2-00-05201	2	Fitting
12	7-25-02052	1	Fitting, 3/4 Pipe X 3/4 Barb Str.
13	7-25-02037	1	Fitting, Plastic Tee
14	2-00-04655	1	Fitting, 90° Nylon Elbow
15	7-25-02053	1	Elbow, 90°, 3/4 Npt To 3/4 Barb
16	2-00-03407	3	Clamp, Hose (Witteck #10p)
17	2-00-01951	4	Bolt, Car., 1/4-20 X 1.25 Lg
18	2-00-03702	4	Washer, .625 X .281 X .063
19	2-00-00641	4	Nut, Fiber Insert 1/4-20
20	2-00-05869	1	Gasket, Switch
21	2-00-05827	1	Switch Body
22	2-00-05839	1	Actuator, Spray & Vac
23	7-18-00278	1	Decal, Vac Wand
24	3-71-00135	1	Hose, Solution Feed
25	3-71-00081	2	Hose, 3/8" Id X 36" Od





08-3	SPRAY & VAC WAND (CONT)		
08-7	7730		113

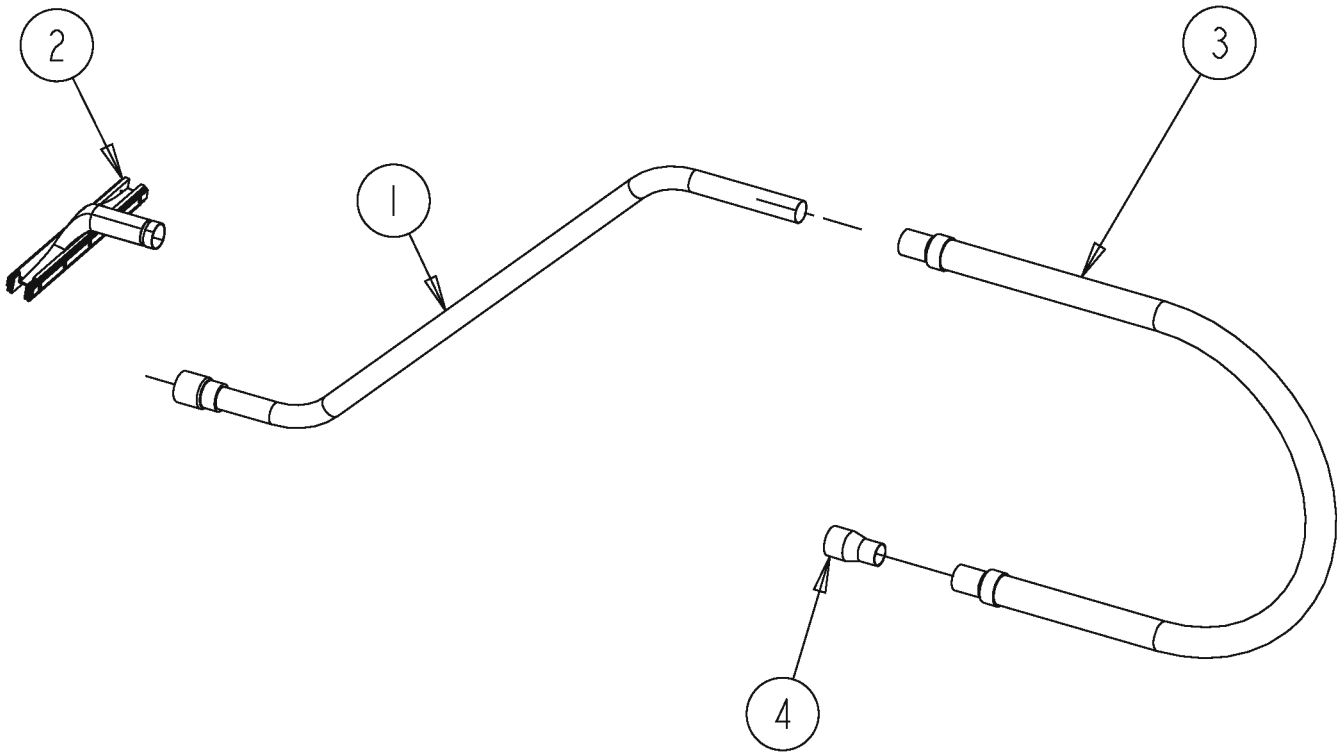
Item	Ref. No.	Qty	Description
	0780-592	1	Spray and Vac Wand Option
1	0261-029	1	Hose Assembly
2	7-03-00044	1	Adapter, Transition
3	639804	1	Wand Assembly
4	638828	1	Tool Assembly
5	7-13-07140	2	Clamp, Hose
6	7-33-02306	1	Hose, Solution Feed
7	2-00-05207	2	Adapter, Hose, 1/4 X 1/8 Npt
8	2-00-05206	2	Reducer, Male Pipe, 1/4 X 1/8
9	7-88-00058	1	Valve, Solution 1/4 Npt
10	7-13-07139	2	Clamp, Valve
11	8-56-05026	1	Elbow, 45° Street
12	56220055	1	Coupling, Quick Disconnect
13	2-00-00089	2	Screw, Rhm 10-24 X 1.5 Lg
14	2-00-01246	2	Nut, Elastic Stop #10-24
15	2-00-05208	1	Adapter, Pipe, 1/8 Brasse
16	7-50-01002	1	Spray Nozzle

SQUEEGEE WAND

08-3

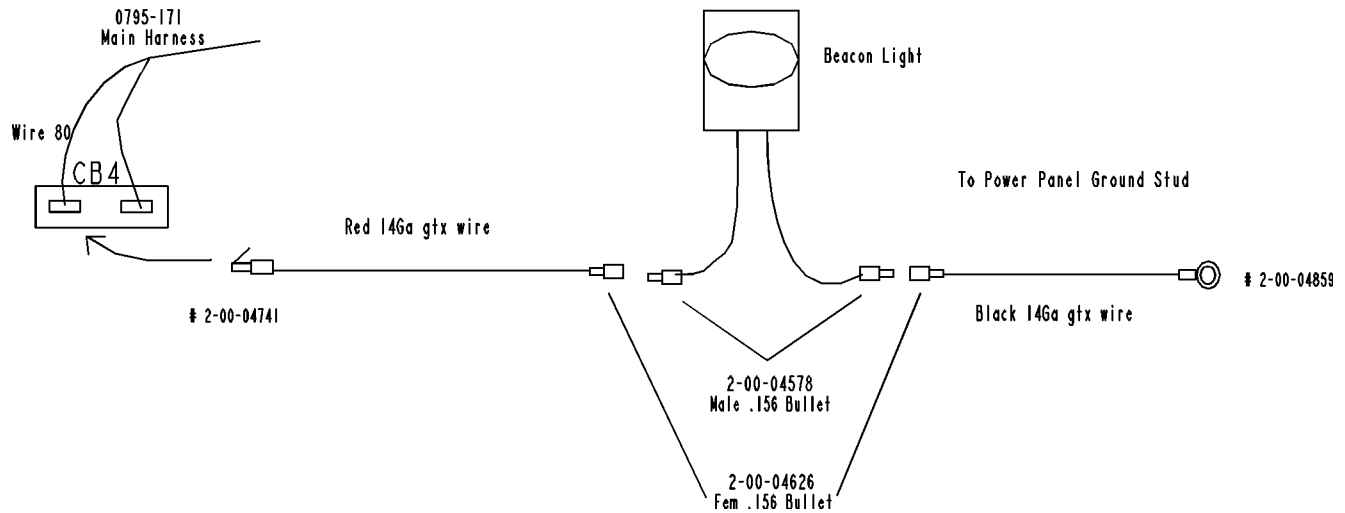
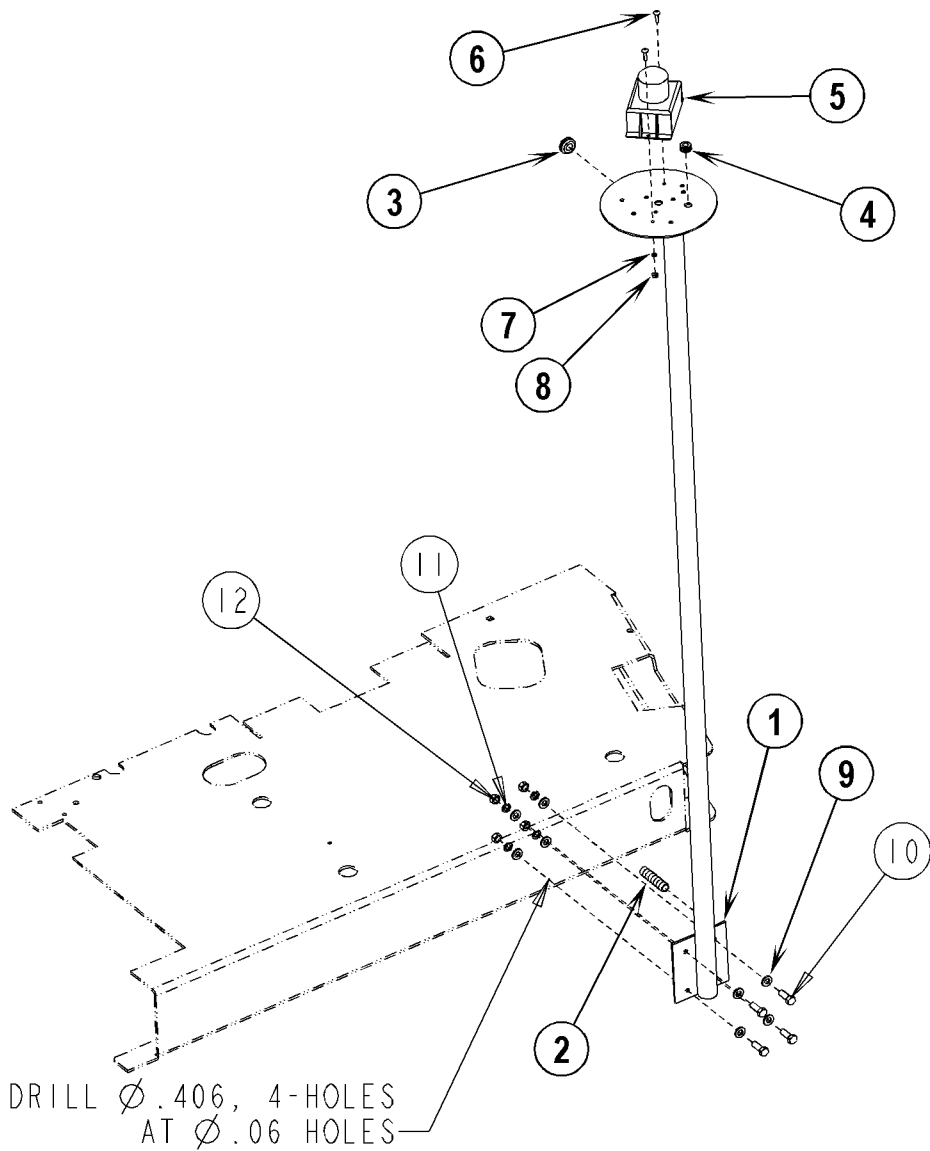
114

7730



08-3	SQUEEGEE WAND		
08-7	7730		115

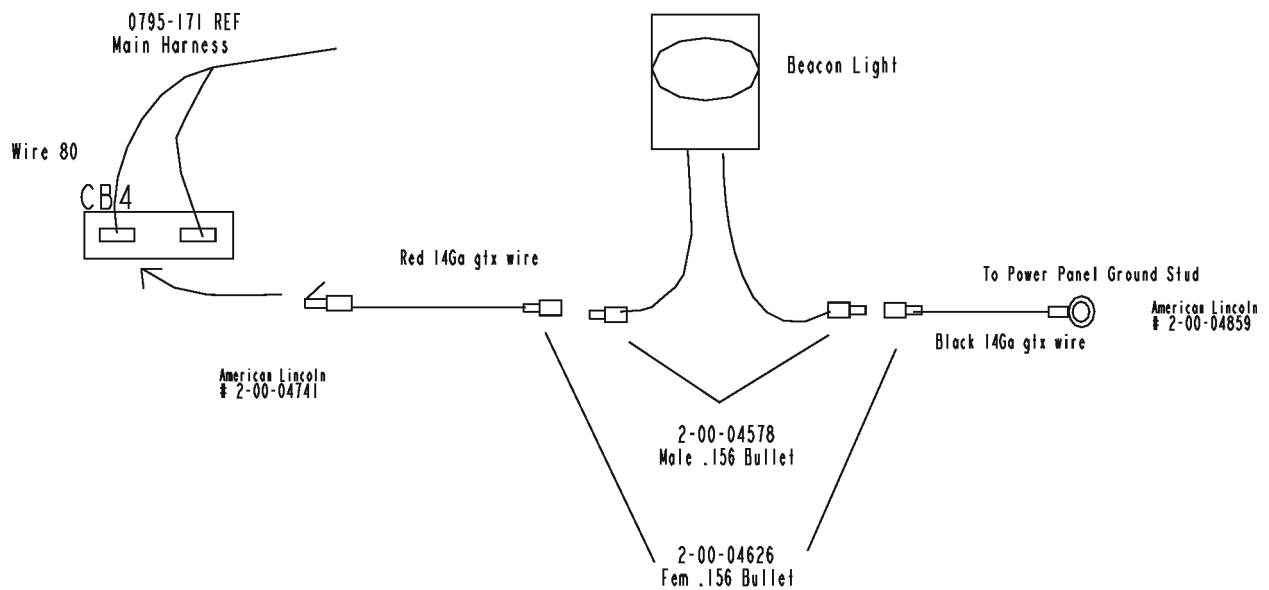
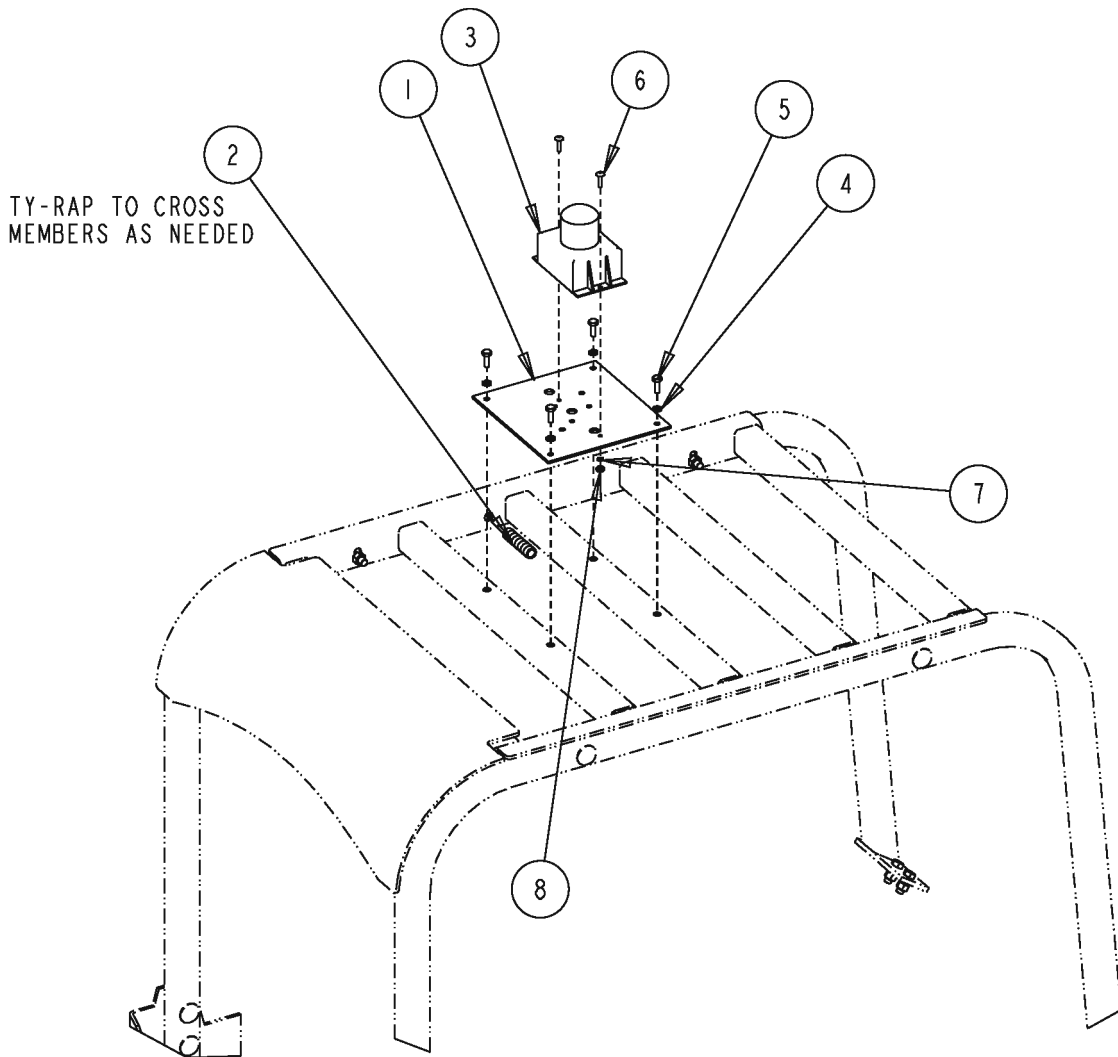
Item	Ref. No.	Qty	Description
	0780-429	1	Squeegee Wand Option
1	639804	1	Wand Assembly
2	638828	1	Tool Assembly
3	634118	1	Hose, Vacuum
4	7-03-00044	1	Adapter, Transition



08-3	WARNING LIGHT W/O OHG		
09-3	7730		117

Item	Ref. No.	Qty	Description
	56515827	1	Warning Light WO OHG Option
1	56515814	1	Support, Warning Light
2	3-61-02014	1	Convolute Tube (6 Ft)
3	2-00-03261	1	Grommet
4	2-00-00491	1	Grommet
5	8-40-05036	1	Strobe, Amber (12 To 80 Vdc)
6	2-00-03063	2	Screw, Round Hd., 10-24 X .75
7	2-00-00512	2	Washer, Star
8	2-00-00605	2	Hex Nut, #10-24
9	2-00-00402	8	Washer, 25/64 Id X 3/4 Od
10	2-00-00233	4	Hex Bolt, Fin., 3/8-16 X 1.0
11	2-00-02310	4	Lock Washer, 3/8 Hel. Sprng
12	2-00-02360	4	Hex Nut, 3/8-16
[]	3-61-00189	1	Wire-16 AWG Stranded Wire
[]	2-00-04578	2	Terminal (.156 Male)
[]	2-00-04626	2	Terminal (.156 Female)
[]	2-00-04741	1	Terminal
[]	2-00-04859	1	Ring Terminal-Insulated
[]	3-61-00193	1	Wire-16ga (Red)

[] = Not Shown



08-3

WARNING LIGHT W OHG

09-3

7730**119**

Item	Ref. No.	Qty	Description
	56515826	1	Warning Light W OHG Option
1	56514906	1	Plate, Flasher Mounting
2	3-61-02014	1	Convolutud Tube (6 Ft)
3	8-40-05036	1	Strobe, Amber (12 To 80 Vdc)
4	2-00-00518	4	Lock Washer, 1/4 Hel. Sprng
5	2-00-00221	4	Hex Bolt, Fin., 1/4-20 X 3/4 Lg
6	2-00-03063	2	Screw, Round Hd., 10-24 X .75
7	2-00-00512	2	Washer, Star
8	2-00-00605	2	Hex Nut, #10-24
[]	3-61-00189	1	Wire-16 Awg Stranded Wire
[]	2-00-04578	2	Terminal (.156 Male)
[]	2-00-04626	2	Terminal (.156 Female)
[]	2-00-04741	1	Terminal
[]	2-00-04859	1	Ring Terminal-Insulated
[]	3-61-00193	1	Wire-16ga (Red)

[] = Not Shown

SPARE PARTS KITS

08-3


120

7730

Item	Ref. No.	Qty	Description
	0760-904	1	Spare Parts Kit (40")
1	7-25-08088	1	Flap, Main Broom (Rh)
2	7-25-08089	1	Flap, Main Broom (Lh)
3	7-25-08090	1	Flap, Main Broom Door
4	7-25-08091	1	Flap, Main Broom Rear
5	7-25-08092	1	Flap, Hopper
6	7-29-00250	1	Gasket, Drain
7	7-29-00256	1	Gasket, Broom Chamber (Middle)
8	7-29-00257	1	Gasket, Broom Chamber (Rh)
9	7-29-00258	1	Gasket, Broom Chamber (Lh)
10	7-29-00259	1	Gasket, Hopper
11	7-66-05011-1	1	Roller Bumper
12	7-77-00109	1	Squeegee, Rear Outer
13	7-77-00110	1	Squeegee, Rear Inner
14	7-77-00140	1	Squeegee, Side Inner
15	7-77-00141	1	Squeegee, Side Outer
16	7-24-04014	1	Filter, Hydraulic
17	7-33-02420	1	Hose, Squeegee

Item	Ref. No.	Qty	Description
	0760-905	1	Spare Parts Kit (46")
1	7-25-08088	1	Flap, Main Broom (Rh)
2	7-25-08089	1	Flap, Main Broom (Lh)
3	7-25-08090	1	Flap, Main Broom Door
4	7-25-08091	1	Flap, Main Broom Rear
5	7-25-08092	1	Flap, Hopper
6	7-29-00250	1	Gasket, Drain
7	7-29-00256	1	Gasket, Broom Chamber (Middle)
8	7-29-00257	1	Gasket, Broom Chamber (Rh)
9	7-29-00258	1	Gasket, Broom Chamber (Lh)
10	7-29-00259	1	Gasket, Hopper
11	7-66-05011-1	1	Roller Bumper
12	7-77-00109	1	Squeegee, Rear Outer
13	7-77-00110	1	Squeegee, Rear Inner
14	7-77-00142	1	Squeegee, Side Inner
15	7-77-00143	1	Squeegee, Side Outer
16	7-24-04014	1	Filter, Hydraulic
17	7-33-02420	1	Hose, Squeegee

ton

**Main Broom:****PN8-08-03137 Proex (Standard) (6 Double Rows)**

Synthetic fiber made of polypropylene designed to pick up paper, gravel, sand and other lighter less bulky litter.

PN8-08-03141 Proex & Wire (Optional) (6 Double Rows)

This broom has a more aggressive cleaning action, used to pick up heavier debris.

PN8-08-03142 Nylon (Optional) (6 Double Rows)

General purpose broom that can be used for all types of light soil. High wear material so uneven surfaces do not cause excessive wear. Nylon has a high heat deflection temperature, is chemical resistant and will absorb water in wet conditions. Truly a general purpose broom.

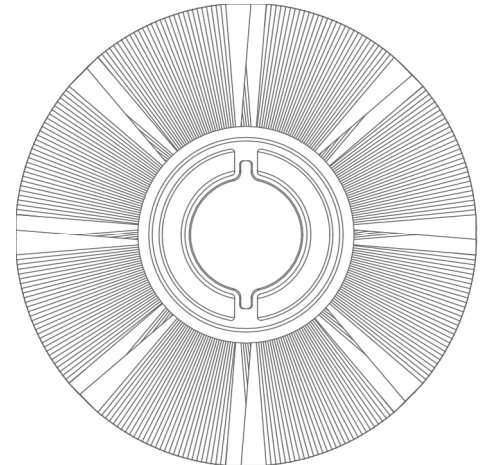
PN7-08-03313 Fibre/Wire (Optional)

Fiber and wire bristles offer dust control from the natural vegetable fibers and a light cutting action from the crinkle wire. Designed for applications with fine dust and light compacted soilage.

6 Double Row

Length.....**35.88" (91.13 cm)**

Diameter.....**10" (25.40 cm)**

**Side Broom:****PN8-08-03215 Polypropylene (STD.)**

The side broom function is to sweep the dirt and debris away from the curb, wall, pallet, etc. into the path of the main broom.



Diameter.....**19" (48.26 cm)**

122

7730

We provide brushes and pad holders that will give you the best possible performance between machine and floor. Following are descriptions of the materials and their applications when used on the 7730 .

- SuperGrit:** The most aggressive grit filament available. Used primarily on concrete floors in factories to remove heavy built up soilage. The color of the filament is orange with bristle diameter of .070 and grit size of 46.
- Clean Grit:** The most widely used grit filament. Ideal for concrete or sealed concrete surfaces. The color of the filament is blue with a bristle diameter of .050 and a grit size of 80.
- Soft and Black Nylon:** Resistant to many chemicals. Do not use with acids. Soft nylon is used for light cleaning and Black nylon is used where a more aggressive brush is required combined with a long life. Soft nylon is white and blacknylon is black.
- Polypropylene:** Used for general purpose scrubbing of most hard surfaces. Commonly offered in .040" diameter bristles. Color is black.
- Straight Wire:** Used when scrubbing floors with impacted build up. A grit brush may be a better alternative.

40" BRUSHES (2 required)

0765-271 - Black Nylon

0765-272 - Polypropylene

0765-273 - Supergrit

0765-274 - Clean Grit

0780-497 - Pad Driver Assembly

46" BRUSHES (3 required)

0765-256 - Black Nylon

0765-257 - Polypropylene

0765-258 - Supergrit

0765-265 - Clean Grit

0780-434 - Pad Driver Assembly

American-Lincoln®

14600 21st Avenue North
Plymouth, MN 55447-3408
www.americanlincoln.com
Phone: 800-331-7692
Fax: 877-877-2586
©2009 American-Lincoln