

# Condor™ & Condor™ with EcoFlex™ System

Rider Scrubbers



## FACT SHEET



### Flexibility for every kind of clean.

The Advance Condor® rider-scrubber with EcoFlex™ System lets you clean green and still meet the highest expectations for clean floors. With the industry's most flexible floor-scrubber technology, you can develop a sustainable cleaning routine and quickly adjust to whatever the job demands. Be prepared to get more out of your budget, clean with less impact to the environment and maintain clean floors when you do.

Operators can quickly and easily select the right blend of pad pressure, water and detergent to tackle any cleaning challenge. Here are just a few of the flexible cleaning modes:

- **Water Only** – Perfect for removing surface dirt and maintaining the clean look of floors. Water-only mode eliminates the impact of detergents on the environment and reduces cleaning costs.
- **Ultra-low Detergent** – Well suited for routine cleaning where a small amount of green-certified detergent will do the trick. Water and detergent are dispensed separately at the scrub deck, eliminating solution waste.
- **Standard Detergent** – The tough cleaning you expect. At standard detergent, pad pressure and flow rate, you'll have a combination powerful enough to pull stubborn dirt, grease, and oil from surfaces.
- **Burst of Power** – For deep, restorative cleaning or unexpected challenges. EcoFlex's burst of power temporarily increases your machine's pad pressure, detergent use and flow rate at the touch of a button.

If you are looking for a highly productive, rugged, battery rider scrubber, consider the benefits of the easy-to-use and easy-to-maintain Condor. The Condor is designed as a true industrial rider scrubber with reliability, productivity, and ease of use and maintenance built in. It features the most scrub path options of any machine in its class. A steel chassis and metal bumpers stand up to tough operating environments while thick high density polyethylene tanks will not dent, crack, or corrode.

The Condor with EcoFlex System delivers the flexibility to clean your floors more efficiently. By using a system that cleans like you do, you'll reduce your cost to clean and create a more sustainable cleaning program.

### STANDARD FEATURES INCLUDE

- Tools-free removable brushes
- Traction control
- 70 gallon solution and recovery tanks
- Touch-pad LEDs on operator panel
- 2 inch squeegee and drain hose
- Retractable side brooms on cylindrical models sweep debris away from pallets and walls
- 40, 45, and 48 inch disc or cylindrical scrub decks
- Heavy-duty steel front bumper
- Large poly debris hopper
- Simple and intuitive controls
- Adjustable steering wheel and seat
- Clear-View™

### TYPICAL APPLICATIONS INCLUDE

- Beverage Distributors
- Warehouses
- Manufacturing Plants
- Shopping Malls
- Aircraft Hangers
- Food Processors
- Wholesalers of Non-Durable Goods
- Transit Depots
- Anywhere Zero Emissions are Desired or Required


ecoflex™ system

*The Advance Condor™, designed with Total Clean® Technology, is very comfortable and safe to use – by design. The result is increased productivity. The Advance Condor™ is also designed with features to make it easy to clean up and maintain after cleaning. That reduces the total cost of ownership and drives down the cost of cleaning.*

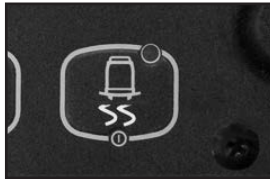


# Advance Condor™ & Condor™ with EcoFlex™ System


## Rider Scrubbers



EcoFlex™ System models have One-Touch™ activation for an on-demand cleaning burst of power.



One-Touch™ traction control limits slips while maximizing traction.



No-tools concept allows fast and easy replacement of brooms and squeegees for minimal downtime.



A large range of interchangeable disc and cylindrical scrub deck options provide the right tools for the specific job.



Large 70-gallon solution and recovery tanks translates into more on-the-floor time and less dumping time.



### Industrial Strength Solutions...

- Our products are designed using innovative technology that increases productivity and drives down the cost to clean.
- You can get expert service and maintenance for your Advance machines from factory-trained personnel around the world. Fast parts delivery, too.
- Maintain peak performance with Nilfisk Genuine OEM Parts.

Nilfisk Genuine OEM Parts

## Technical Specifications

| Model   | 4030D   | 4030C                      | 4530D                      | 4530C                      | 4830D                      | 4830C                      |
|---|---|----------------------------|----------------------------|----------------------------|----------------------------|----------------------------|
| Scrub Deck                                      | disc  | cylindrical                | disc                       | cylindrical                | disc                       | cylindrical                |
| Scrub Path                                      | 40 in   | 40 in                      | 45 in                      | 45 in                      | 48 in                      | 48 in                      |
| Maximum Productivity @ 3.5 mph                  | 61,600 ft <sup>2</sup> /hr  | 61,600 ft <sup>2</sup> /hr | 69,300 ft <sup>2</sup> /hr | 69,300 ft <sup>2</sup> /hr | 73,920 ft <sup>2</sup> /hr | 73,920 ft <sup>2</sup> /hr |
| Brushes (qty.)                                  | (2) 20 in   | (2) 40 in                  | (3) 16 in                  | (2) 45 in                  | (3) 17 in                  | (2) 48 in                  |
| Brush Diameter                                  | -   | 8.5 in                     | -                          | 8.5 in                     | -                          | 8.5 in                     |
| Brush Motor (qty.)                              | (1) 3 hp  | (2) 1.5 hp                 | (3) 1.5 hp                 | (2) 1.5 hp                 | (3) 1.5 hp                 | (2) 1.5 hp                 |
| RPM   | 240   | 630                        | 225                        | 630                        | 225                        | 630                        |
| Front Wheel Size                                | 14 in ALL MODELS  |                            |                            |                            |                            |                            |
| Rear Wheel Size                                 | 14 in ALL MODELS  |                            |                            |                            |                            |                            |
| Minimum Aisle                                   | 84 in ALL MODELS  |                            |                            |                            |                            |                            |
| Turn Width                                      |   |                            |                            |                            |                            |                            |
| Solution Tank - Dynamic                         | 70 gallon capacity. ALL MODELS                                    |                            |                            |                            |                            |                            |
| Recovery Tank - Static                          | 70 gallon capacity. ALL MODELS                                    |                            |                            |                            |                            |                            |
| Gross Weight                                    | 2,640 lb ALL MODELS   |                            |                            |                            |                            |                            |
| Gradeability                                    |   |                            |                            |                            |                            |                            |
| Cleaning Grade                                  | 6° (10.5%)  |                            |                            |                            |                            |                            |
| Transport Grade                                 | 8° (14.5%)  |                            |                            |                            |                            |                            |
| Voltage   | 36 V ALL MODELS   |                            |                            |                            |                            |                            |
| Batteries                                       | Various battery options available with or without roll-out system |                            |                            |                            |                            |                            |
| Available Detergent                             | Yes   | Yes                        | Yes                        | Yes                        | Yes                        | Yes                        |
| Dispensing System                               |   |                            |                            |                            |                            |                            |
| Vacuum Motor                                    | 0.75 hp with option for dual vac system                           |                            |                            |                            |                            |                            |
| Length  | 73.5 in ALL MODELS  |                            |                            |                            |                            |                            |
| Width (including decks)                         | 44.5 in   | 45.5 in                    | 50.5 in                    | 51 in                      | 51.5 in                    | 54 in                      |
| Squeegee Width                                  | 49 in   | 49 in                      | 54 in                      | 54 in                      | 57 in                      | 57 in                      |
| Height with Overhead Guard                      | 84 in ALL MODELS  |                            |                            |                            |                            |                            |
| Height w/o Overhead Guard                       | 58.5 in ALL MODELS  |                            |                            |                            |                            |                            |
| Optional Condor™ EcoFlex™ System Specifications |   |                            |                            |                            |                            |                            |
| Solution Flow Pump                              |   |                            |                            |                            |                            |                            |
| Dilution Ratios                                 | 32:1, 50:1, 64:1, 100:1, 128:1, 150:1, 200:1, 256:1, 300:1        |                            |                            |                            |                            |                            |
| Refillable Cartridge Capacity                   | 1.25 gal (4.75 L)   |                            |                            |                            |                            |                            |
| Battery Watering System                         |   |                            |                            |                            |                            |                            |

Specifications are subject to change without notice.



14600 21st Avenue North  
Plymouth, MN 55447-3408  
www.advance-us.com  
Phone: 800-214-7700  
Fax: 800-989-6566

240 Superior Boulevard  
Mississauga, Ontario, Canada L5T 2L2  
www.nilfisk-advance.ca  
Phone: 905-564-1149 or 800-668-8400  
Fax: 905-564-1030 or 800-263-5111

©2012, Nilfisk-Advance, Inc.,  
Printed in U.S.A., Form L1856A, 11-12

